



US00D480602S

(12) **United States Design Patent**  
**De Pascale**

(10) **Patent No.:** **US D480,602 S**

(45) **Date of Patent:** **\*\* Oct. 14, 2003**

(54) **MUG**

(76) **Inventor:** **Vincent N. De Pascale**, 786 Northwest Blvd., Grandview Heights, OH (US) 43212

(\*\*) **Term:** **14 Years**

(21) **Appl. No.:** **29/182,128**

(22) **Filed:** **May 20, 2003**

(51) **LOC (7) Cl.** ..... **07-01**

(52) **U.S. Cl.** ..... **D7/516; D7/536**

(58) **Field of Search** ..... D7/536, 515, 516, D7/517, 519, 533; 220/710.5, 660, 708, 703; 215/396, 398, 13.1, 10, 236, 387; D9/318, 310; D21/604

(56) **References Cited**

**U.S. PATENT DOCUMENTS**

D148,580 S	*	2/1948	Ross	.....	D7/516
D165,566 S	*	12/1951	Yecko et al.	.....	D7/516
D215,868 S	*	11/1969	Frank	.....	D7/516
D243,140 S	*	1/1977	Frank	.....	D7/516
D282,329 S	*	1/1986	Durand	.....	D7/516

D316,431 S	*	4/1991	Stephensen et al.	.....	D21/604
D431,966 S	*	10/2000	De Pascale	.....	D7/516
D463,716 S	*	10/2002	Seater	.....	D7/599
D468,587 S	*	1/2003	De Pascale	.....	D7/516
D470,013 S	*	2/2003	De Pascale	.....	D7/516
D477,749 S	*	7/2003	Anderson	.....	D7/516

\* cited by examiner

*Primary Examiner*—M. N. Pandozzi

(74) *Attorney, Agent, or Firm*—Thomas S. Baker, Jr.

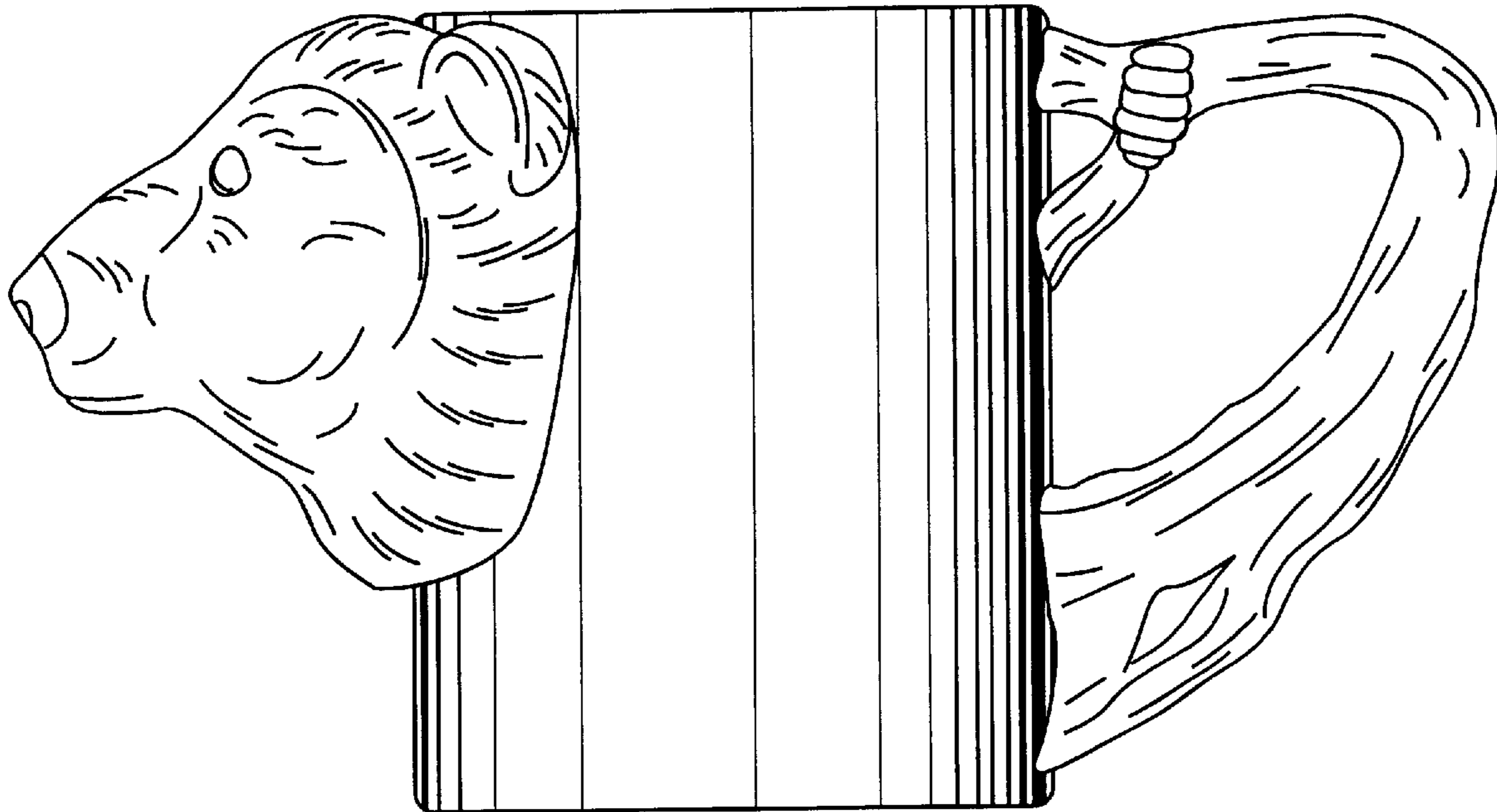
(57) **CLAIM**

The ornamental design for a mug, as shown and described.

**DESCRIPTION**

FIG. 1 is a left side view of the mug of the present invention; FIG. 2 is a top view of the mug of the present invention; FIG. 3 is a right side view of the mug of the subject invention; FIG. 4 is a bottom view of the mug of the instant invention; FIG. 5 is a front view of the mug of the present invention; and, FIG. 6 is a rear view of the mug of the instant invention.

**1 Claim, 3 Drawing Sheets**



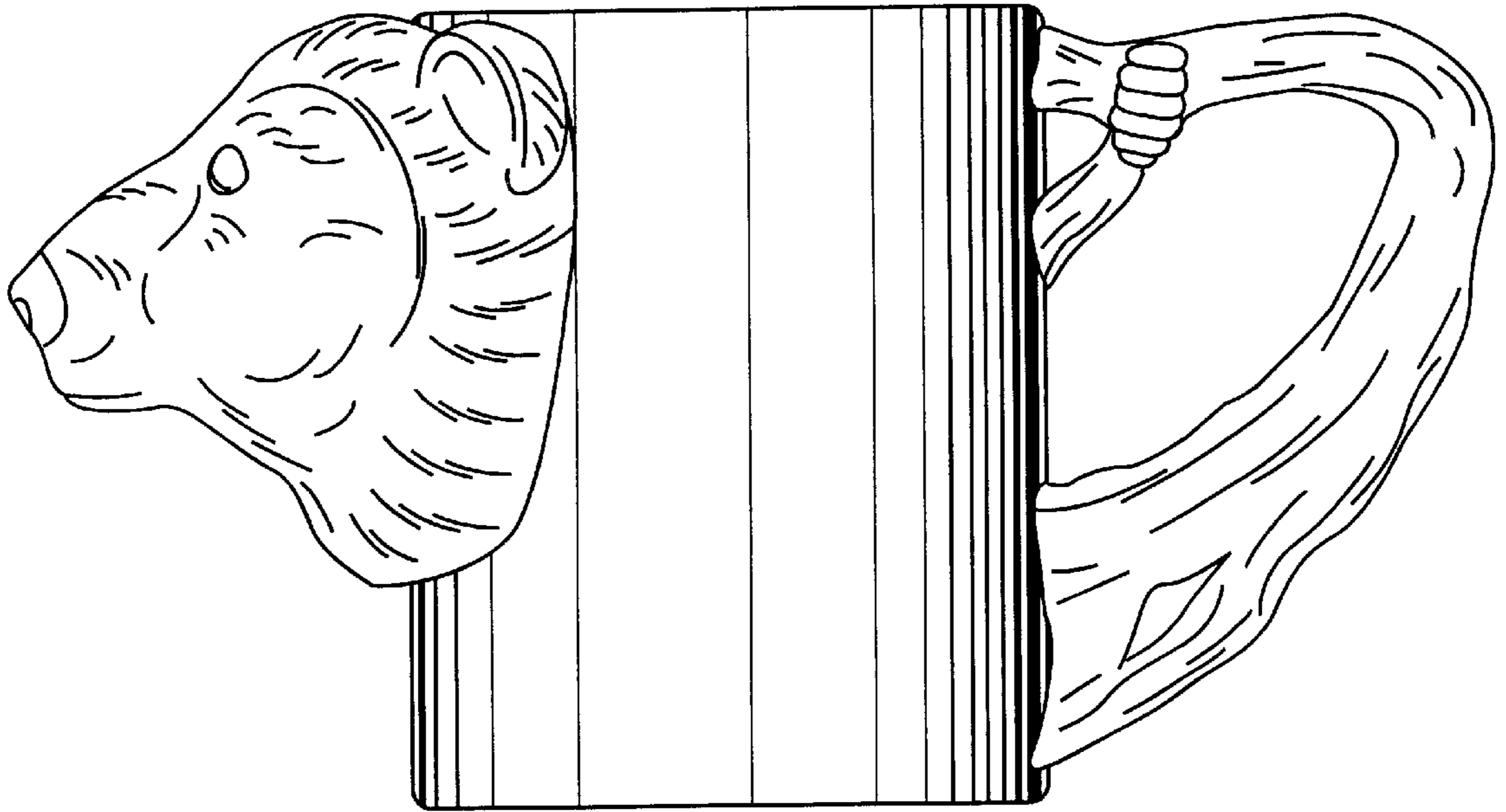


FIG. 1

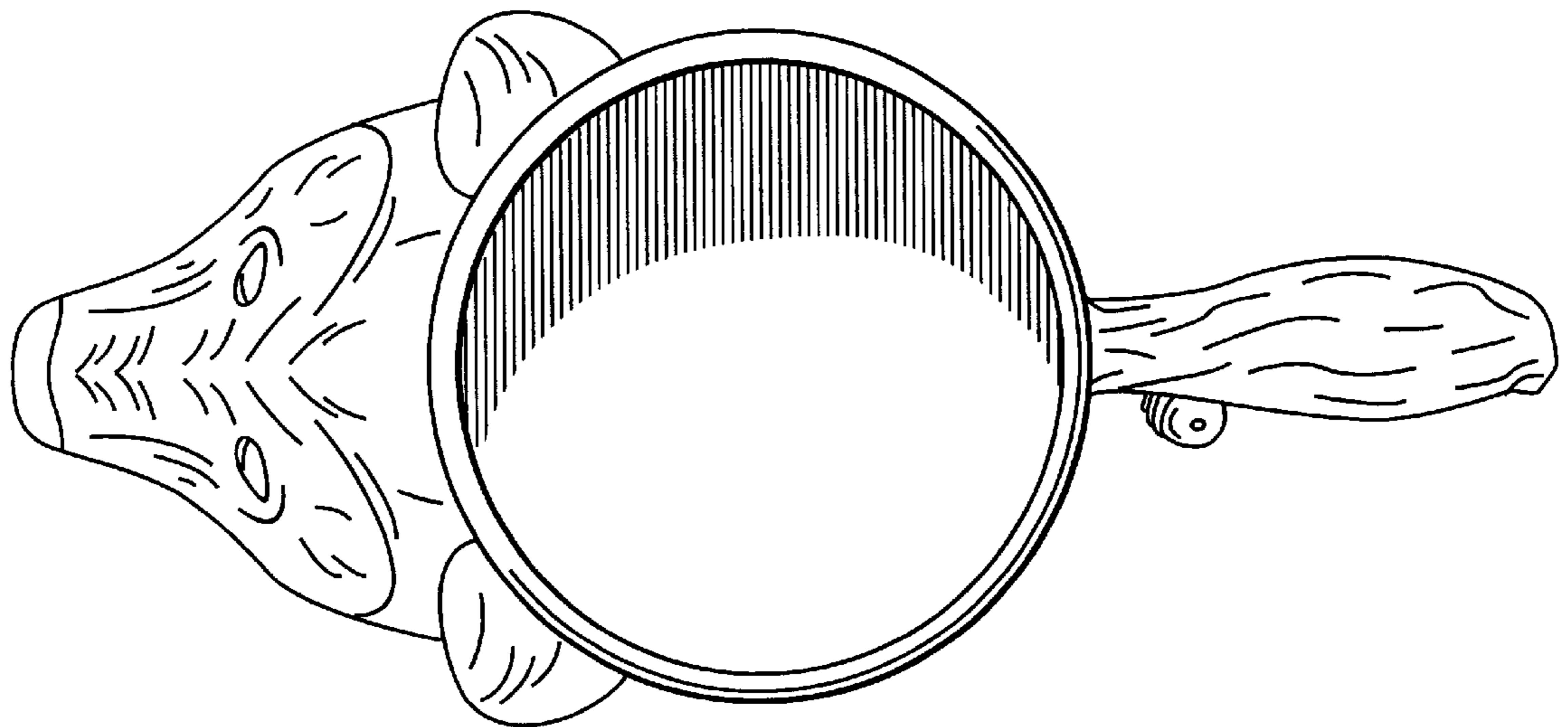


FIG. 2

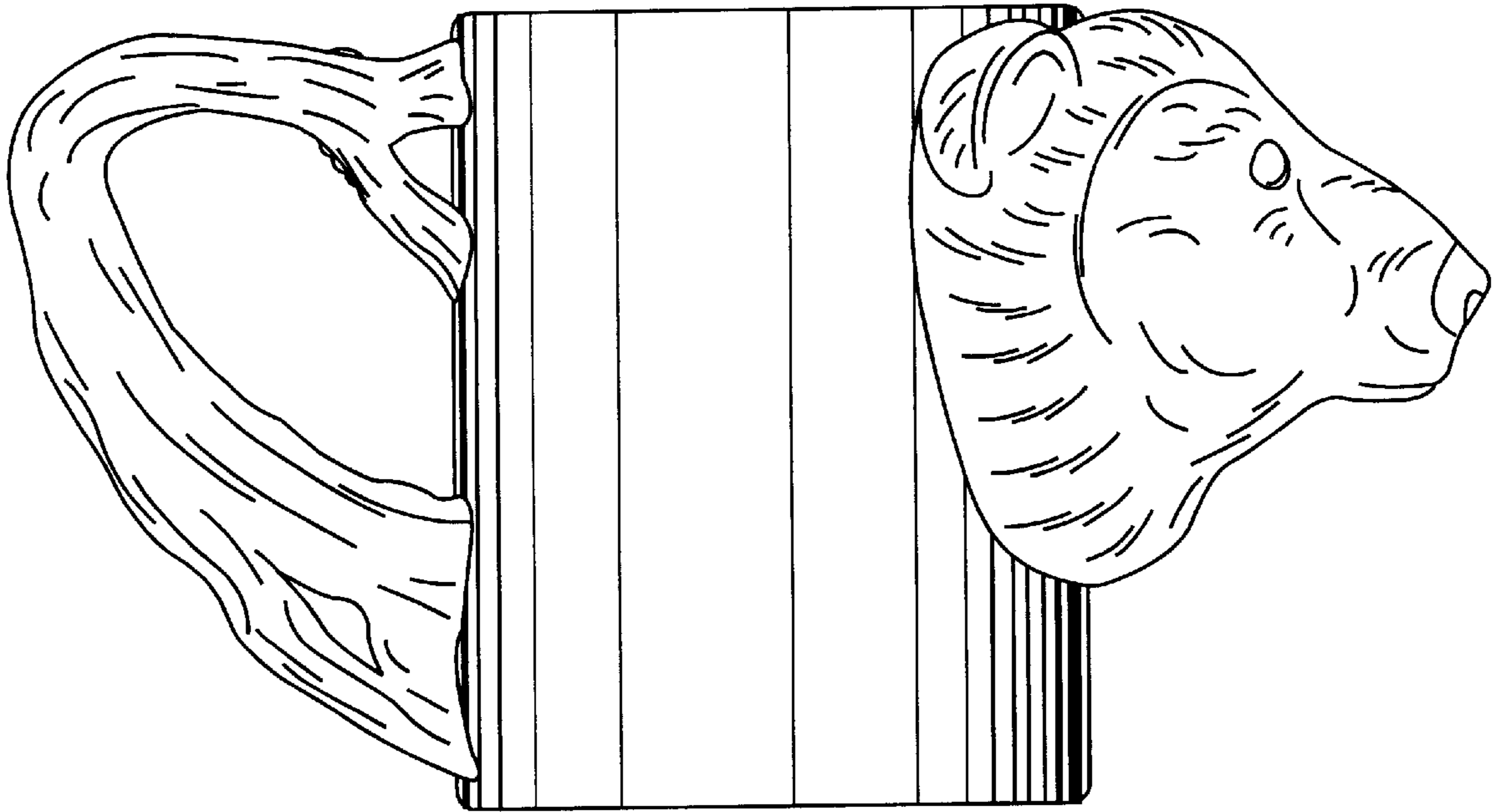


FIG. 3

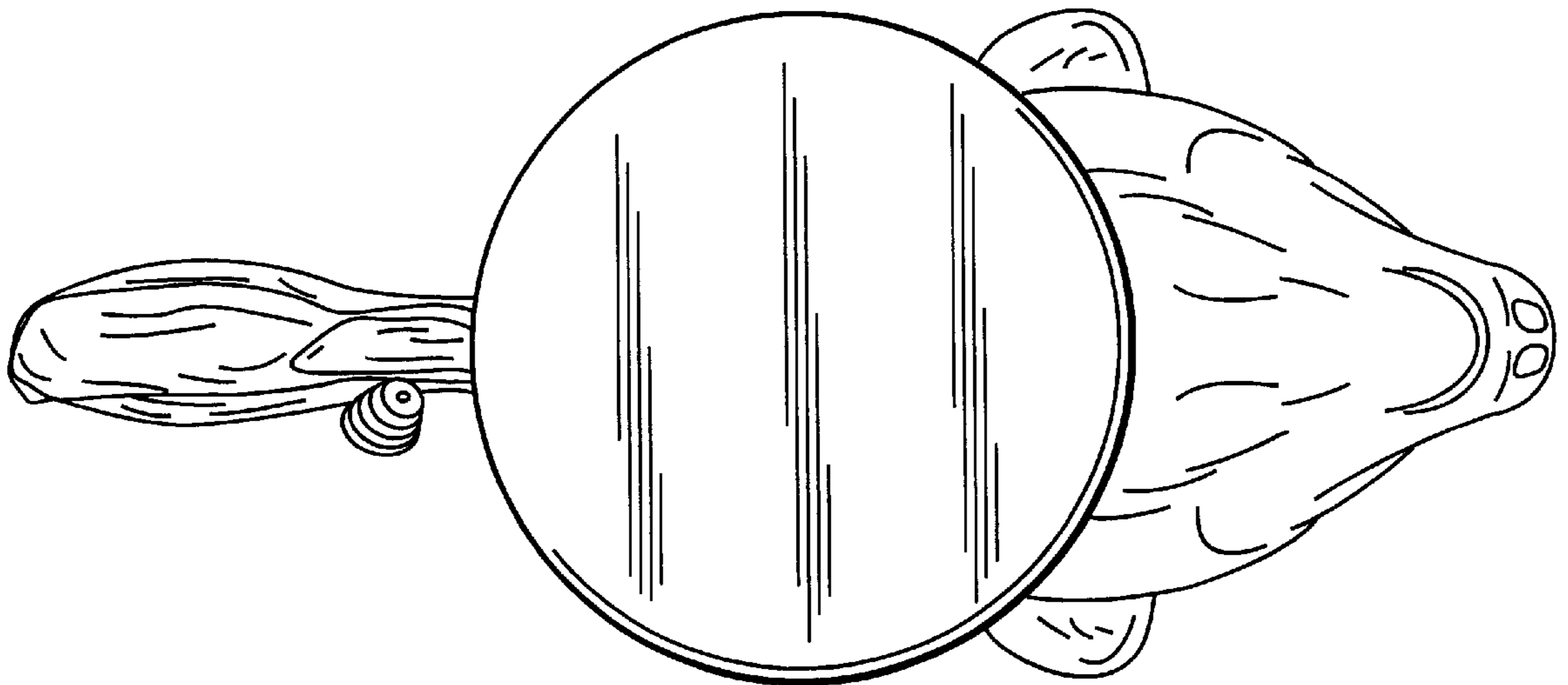


FIG. 4




FIG. 5




FIG. 6