



US00D480598S

(12) **United States Design Patent** (10) **Patent No.:** **US D480,598 S**
Teisen-Simony et al. (45) **Date of Patent:** **** Oct. 14, 2003**

(54) **DUTCH OVEN LID**

(75) Inventors: **Claude Teisen-Simony**, Fredriksberg (DK); **Robert F. Kellermann**, South Pittsburg, TN (US)

(73) Assignee: **Lodge Manufacturing Company**, South Pittsburg, TN (US)

(**) Term: **14 Years**

(21) Appl. No.: **29/152,277**

(22) Filed: **Dec. 18, 2001**

(51) **LOC (7) Cl.** **07-02**

(52) **U.S. Cl.** **D7/391**

(58) **Field of Search** D7/323, 354-361, D7/391, 392, 392.1, 538-542; 220/573.1-574, 200, 212.5, 376, 731, 912

(56) **References Cited**

U.S. PATENT DOCUMENTS

D318,975 S	*	8/1991	Thurlow	D7/355
D324,624 S	*	3/1992	Gerlach	D7/361
D434,269 S	*	11/2000	Jo	D7/360
D456,669 S	*	5/2002	Munari	D7/392.1
D463,206 S	*	9/2002	Rae	D7/391
D467,463 S	*	12/2002	Wright	D7/391

OTHER PUBLICATIONS

5 photographs of Dutch oven and dutch oven lid believed to be made in China. Jan. 1, 2002.

“Dutch Ovens,” Lodge Cast Iron website located at <https://secure.lodgemfg.com/storefront/product.asp?idProduct=2780>, as viewed on Apr. 12, 2002.

“Iron Covers,” Lodge Cast Iron website located at <https://secure.lodgemfg.com/storefront/product.asp?idProduct=2783>, as viewed on Apr. 12, 2002.

“Serving Pot,” Lodge Cast Iron website located at <https://secure.lodgemfg.com/storefront/product.asp?idProduct=2779>, as viewed on Apr. 12, 2002.

* cited by examiner

Primary Examiner—Caron D. Veynar

(74) *Attorney, Agent, or Firm*—John Pratt; Kilpatrick Stockton

(57) **CLAIM**

The ornamental design for a Dutch oven lid, as shown and described.

DESCRIPTION

FIG. 1 is a perspective view of a top side of a Dutch oven lid.

FIG. 2 is a perspective view of a bottom side of the Dutch oven lid of FIG. 1.

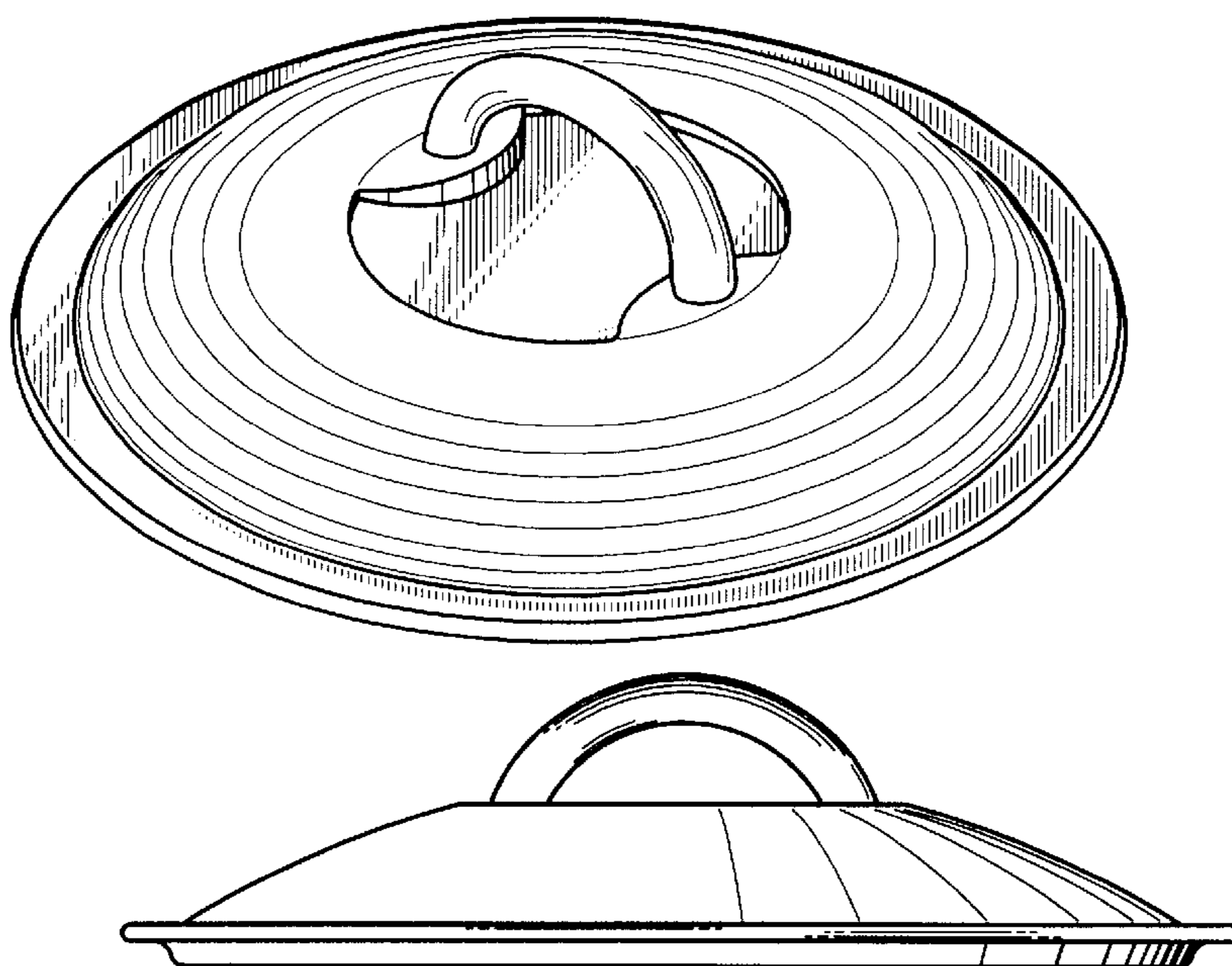
FIG. 3 is a left side view of the Dutch oven lid of FIG. 1, the right side view being a mirror image of the left side view.

FIG. 4 is the front view of the Dutch oven lid of FIG. 1, the back view being a mirror image of the front view.

FIG. 5 is a top view of the Dutch oven lid of FIG. 1; and, FIG. 6 is a bottom view of the Dutch oven lid of FIG. 1.

The broken lines shown in FIGS. 2 and 6 are for illustrative purposes only and form no part of the claimed invention.

1 Claim, 3 Drawing Sheets



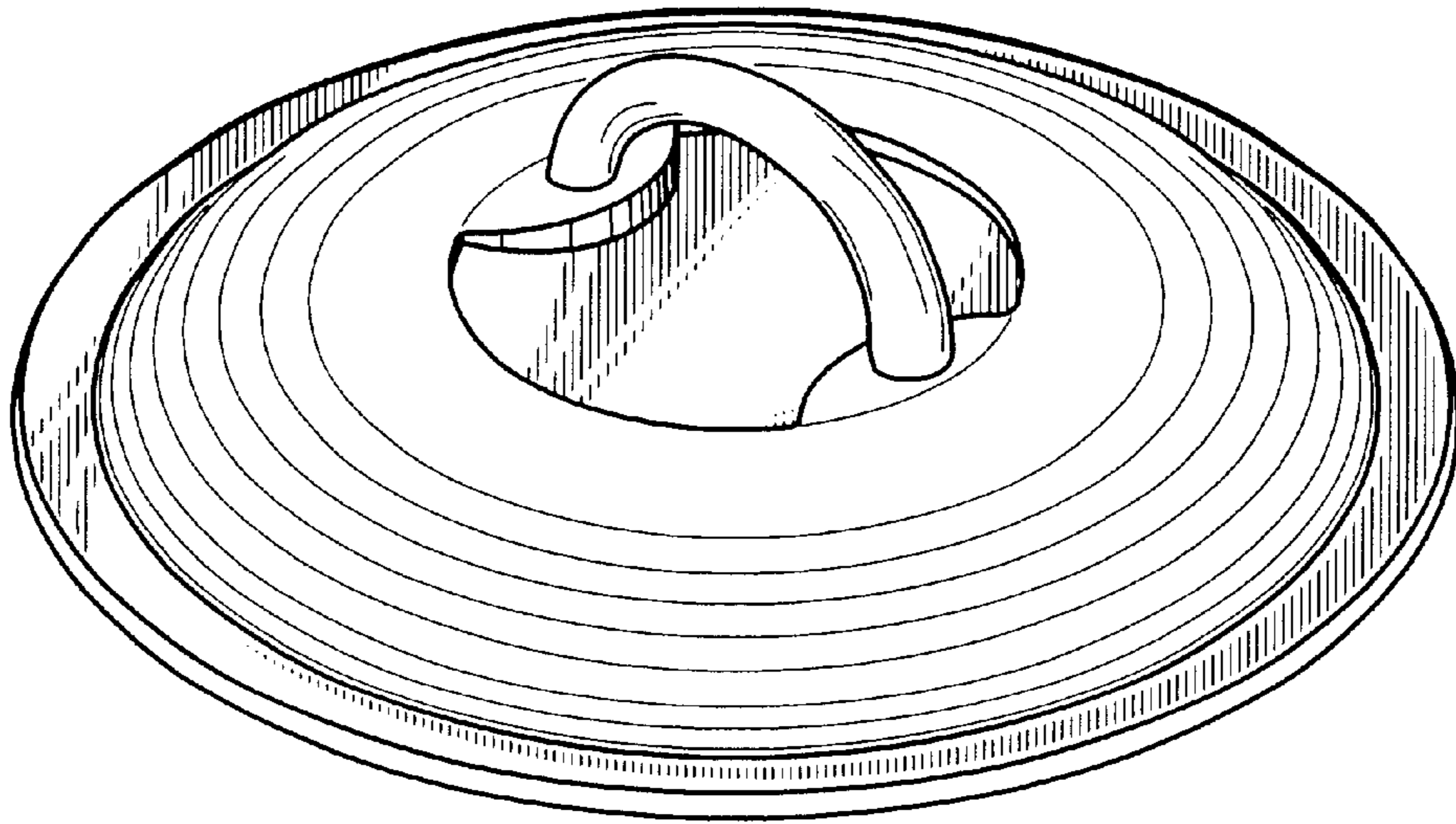


Fig. 1

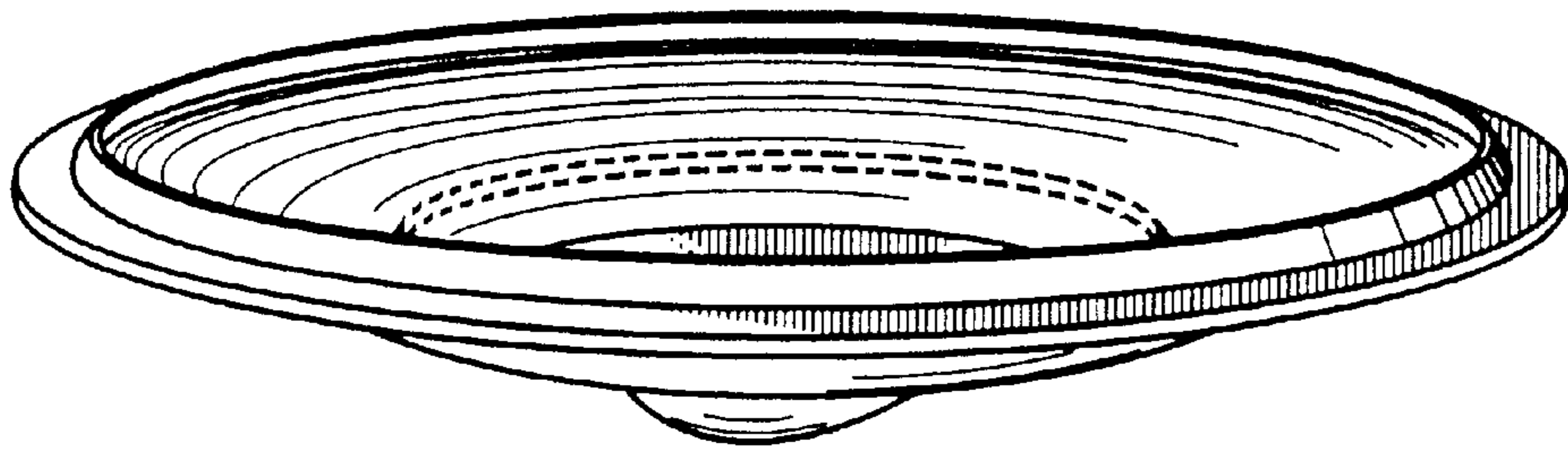


Fig. 2

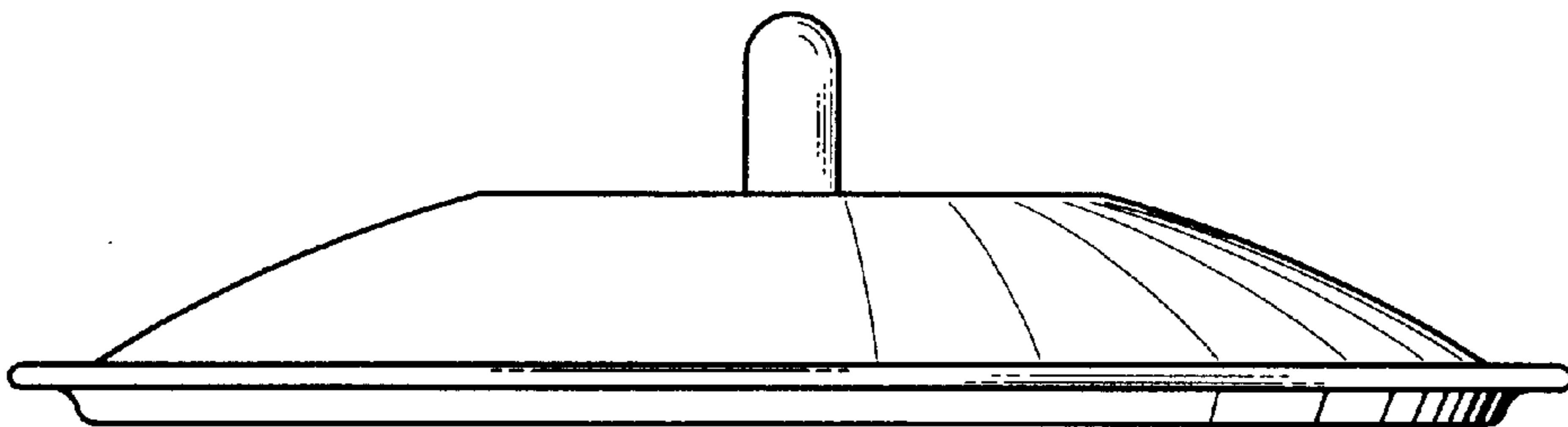


Fig. 3

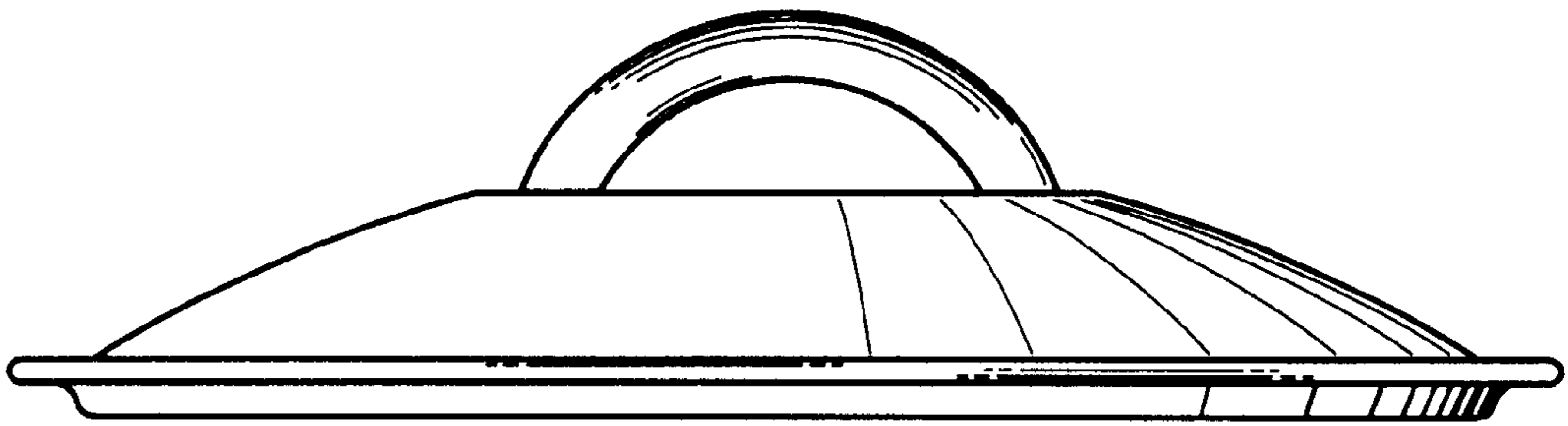


Fig. 4

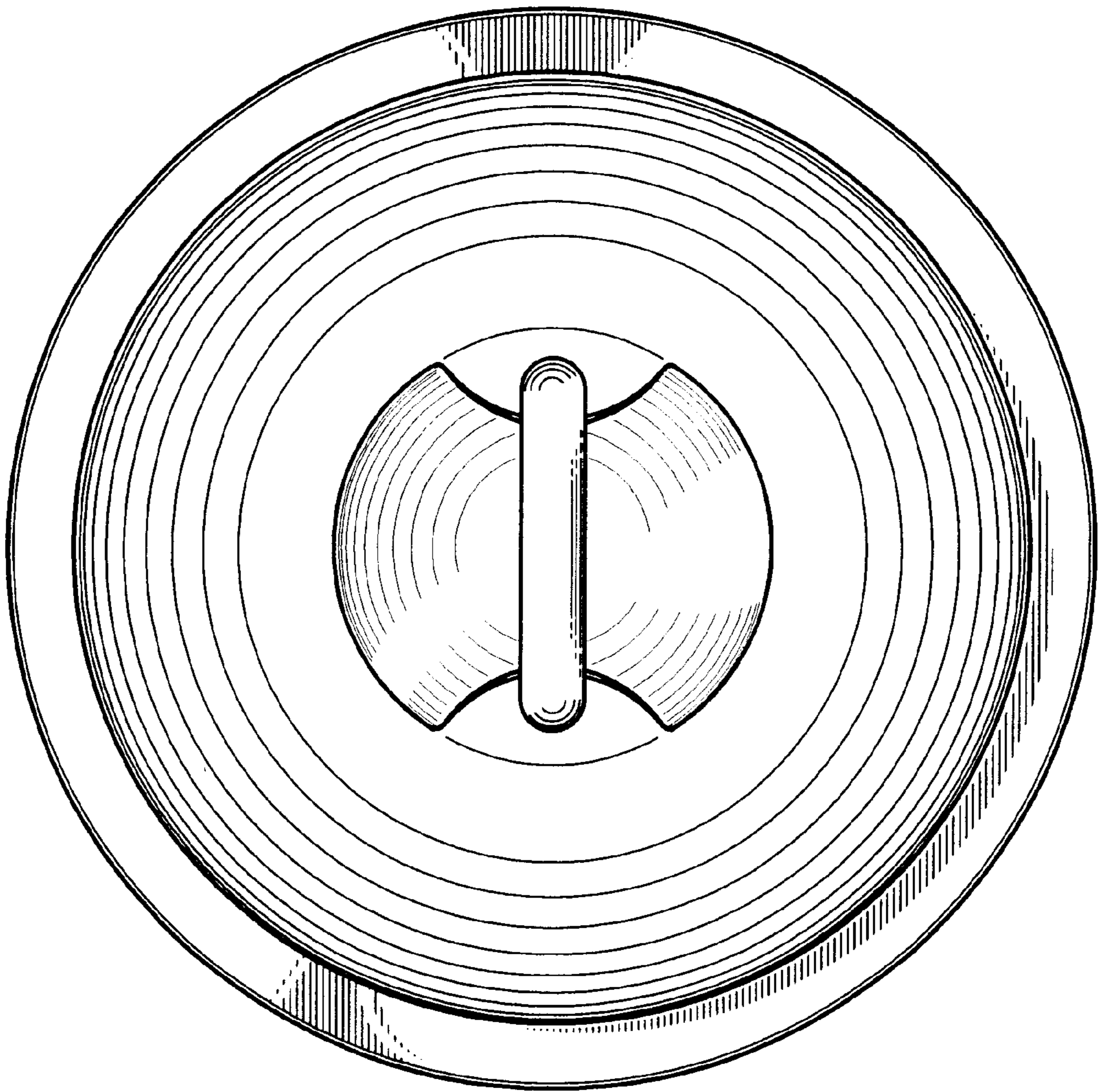


Fig. 5

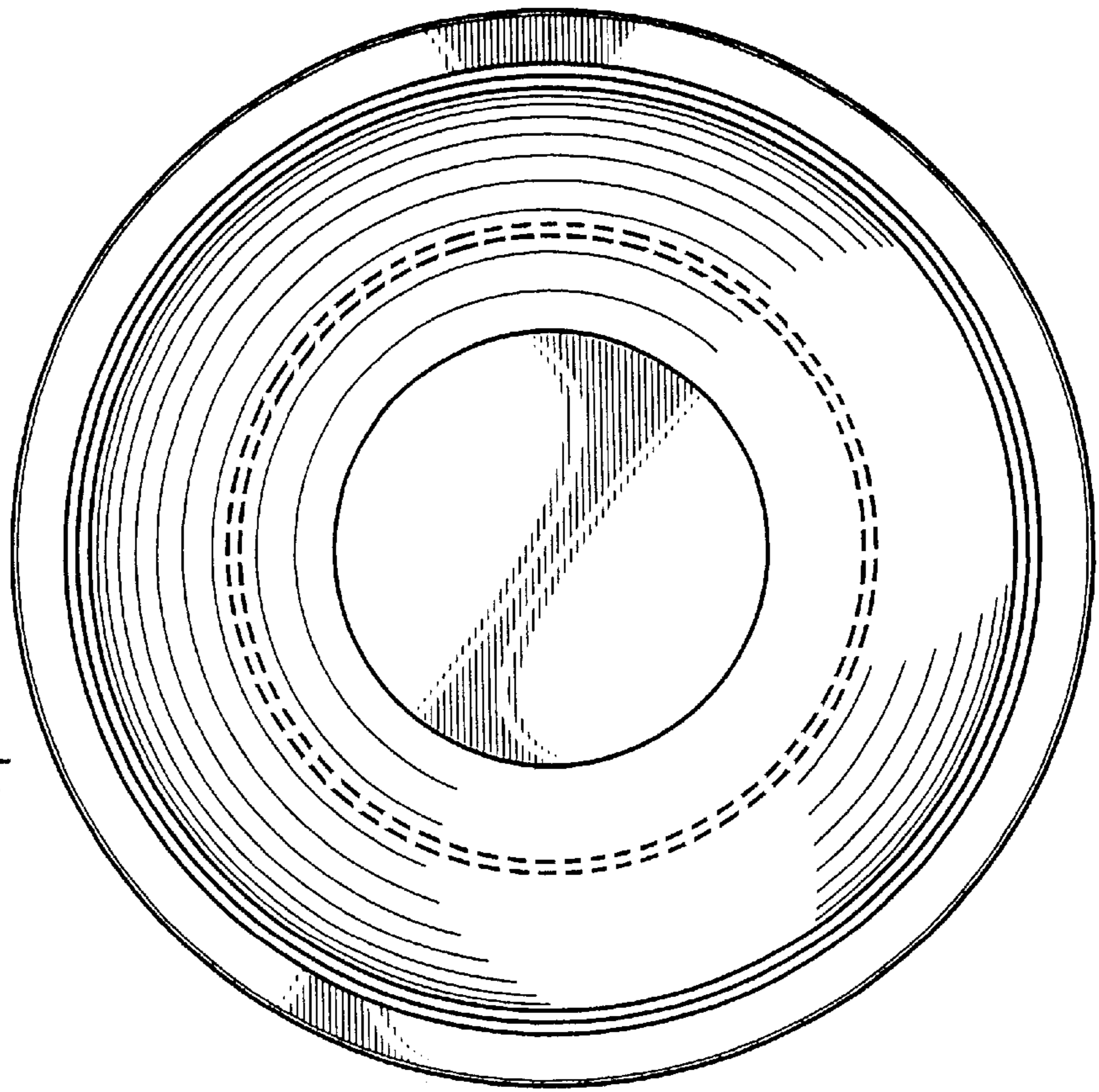


Fig. 6