



US00D480590S

(12) **United States Design Patent**  
**Linz et al.**

(10) **Patent No.:** **US D480,590 S**

(45) **Date of Patent:** **\*\* Oct. 14, 2003**

(54) **SHAKER TOP AND BOTTLE**

(76) Inventors: **Kerry Linz**, 23844 S. Kurt La., Crete, IL (US) 60413; **Chui Ying Ko**, 18C, Easy Tower, 609, Tai Nan West Street, Cheung Sha Wan (HK)

(\*\*) Term: **14 Years**

(21) Appl. No.: **29/165,470**

(22) Filed: **Aug. 12, 2002**

(51) **LOC (7) Cl.** ..... **07-01**

(52) **U.S. Cl.** ..... **D7/300.1**

(58) **Field of Search** ..... 366/130; D7/300.1, D7/598, 591, 597, 300; D24/197; 99/508; D9/526, 452, 529, 454, 537, 503, 549, 545, 554; D32/37; 40/324; 220/592.16, 23.83, 568; 206/515, 520; 222/143, 547; 215/12.1, 257, 6, 383, 392

(56) **References Cited**

**U.S. PATENT DOCUMENTS**

300,867 A *	6/1884	Hauck	220/568
324,173 A *	8/1885	Seips	220/568
1,042,751 A *	10/1912	Baler	220/568
1,201,284 A *	10/1916	Gilchrist	220/568 X
1,568,691 A *	1/1926	Pierson	99/508
D72,119 S *	3/1927	Van Houten	D7/300.1
1,657,927 A *	1/1928	Heinzen	220/568
1,740,223 A *	12/1929	Burenick	220/568
1,744,328 A *	1/1930	Morley	215/383

1,748,483 A *	2/1930	Hyde	99/508
1,765,129 A *	6/1930	Cooke	220/568
D96,091 S *	7/1935	Chernoff	D7/300.1
D96,965 S *	9/1935	Fuerst	D7/300.1
2,013,615 A *	9/1935	Huber	220/568
2,090,320 A *	8/1937	Amick	215/12.1
2,090,998 A *	8/1937	Amick	220/568 X
2,791,467 A *	5/1957	Leshin	222/143
D232,905 S *	9/1974	Bailenson	D32/37
D291,523 S *	8/1987	Minuti	D7/300.1
D384,236 S *	9/1997	Douer	D7/300.1
D429,593 S *	8/2000	Thuma	D7/300.1

\* cited by examiner

*Primary Examiner*—M. N. Pandozzi

(74) *Attorney, Agent, or Firm*—Faier & Faier, P.C.

(57) **CLAIM**

The ornamental design for the shaker top and bottle, embodying the invention as shown and described.

**DESCRIPTION**

FIG. 1 is a perspective view of the shaker top and bottle embodying the invention.

FIG. 2 is a front view of the shaker top and bottle embodying the invention.

FIG. 3 is a top view of the shaker top and bottle embodying the invention; and,

FIG. 4 is a bottom view of the shaker top and bottle embodying the invention.

**1 Claim, 1 Drawing Sheet**

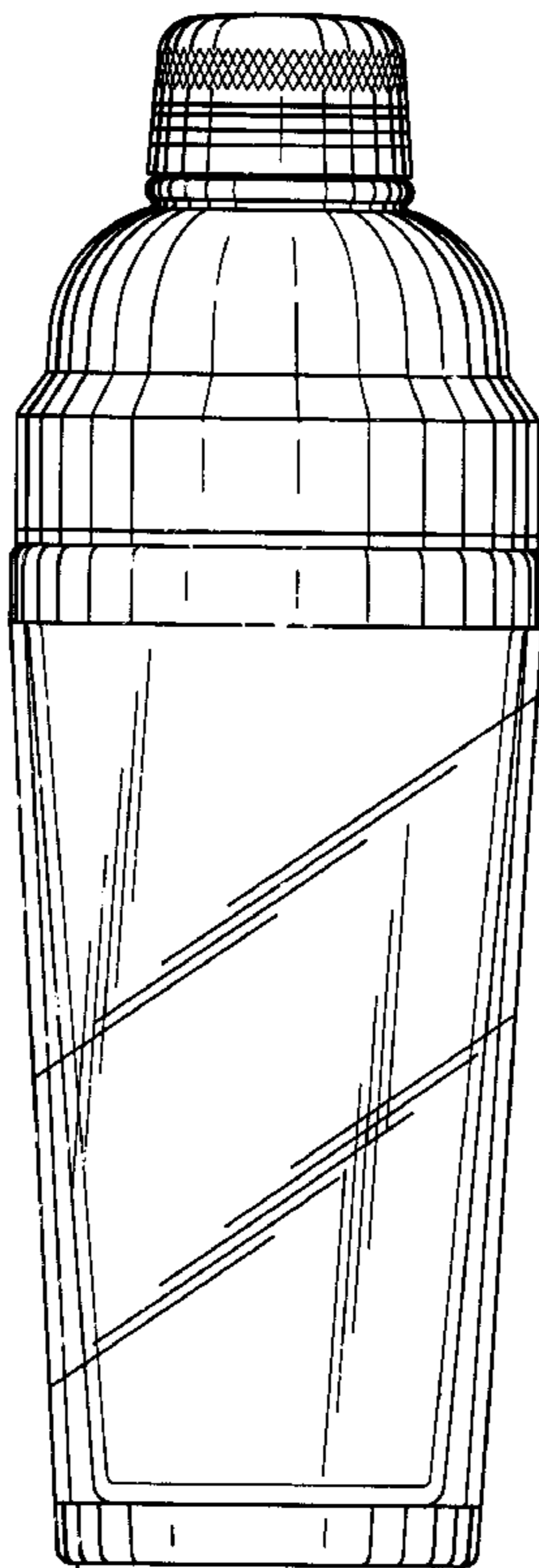


FIG. 1

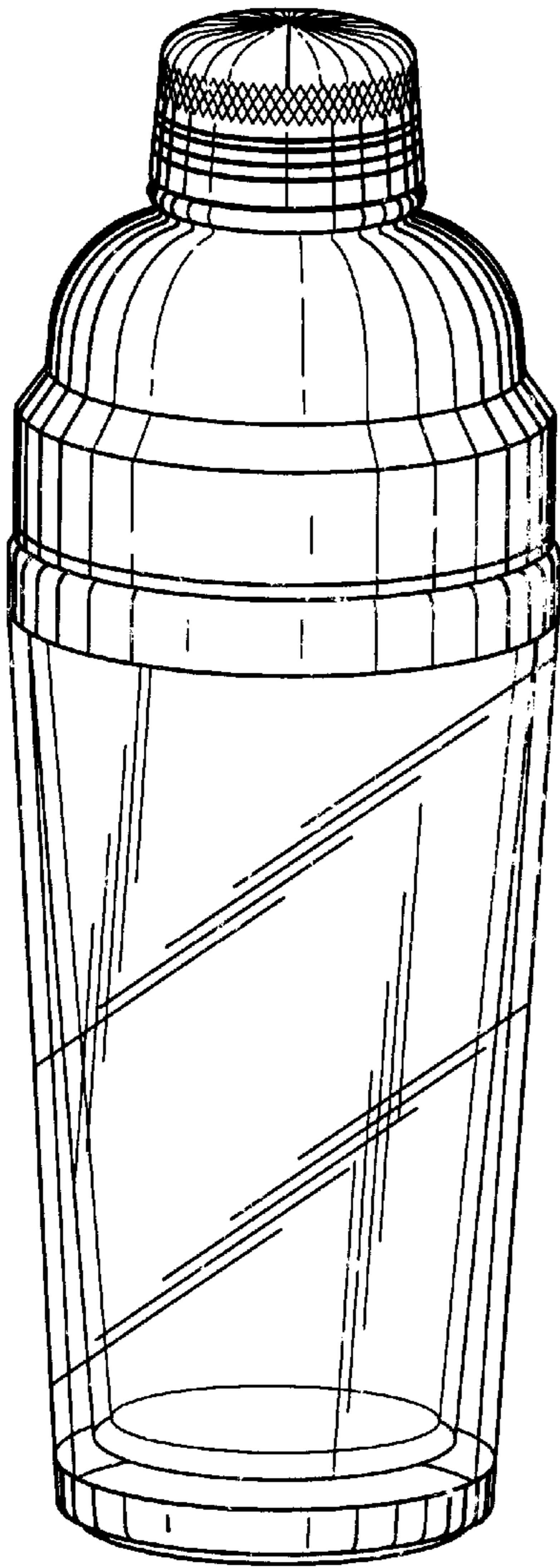


FIG. 3

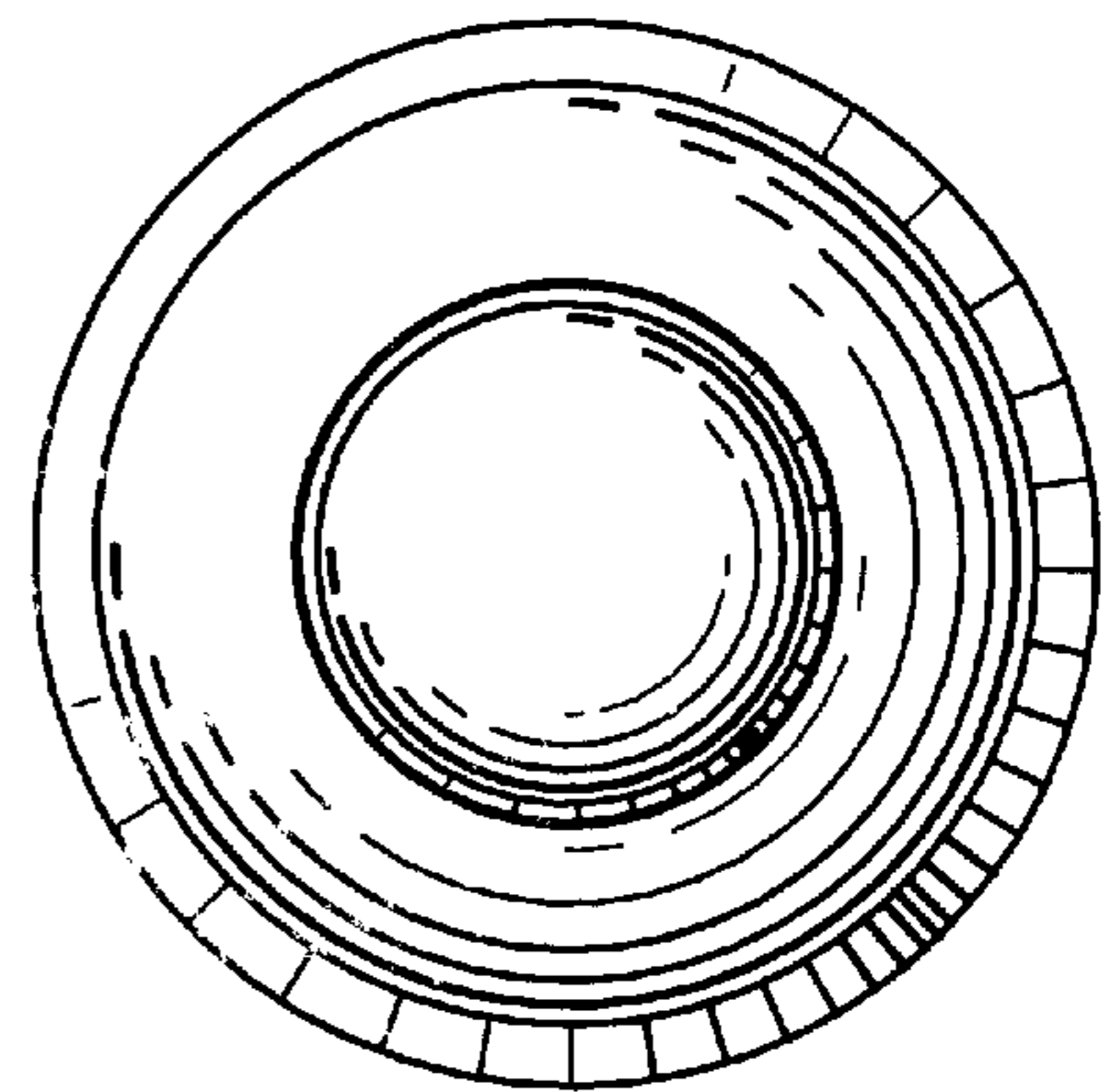


FIG. 2

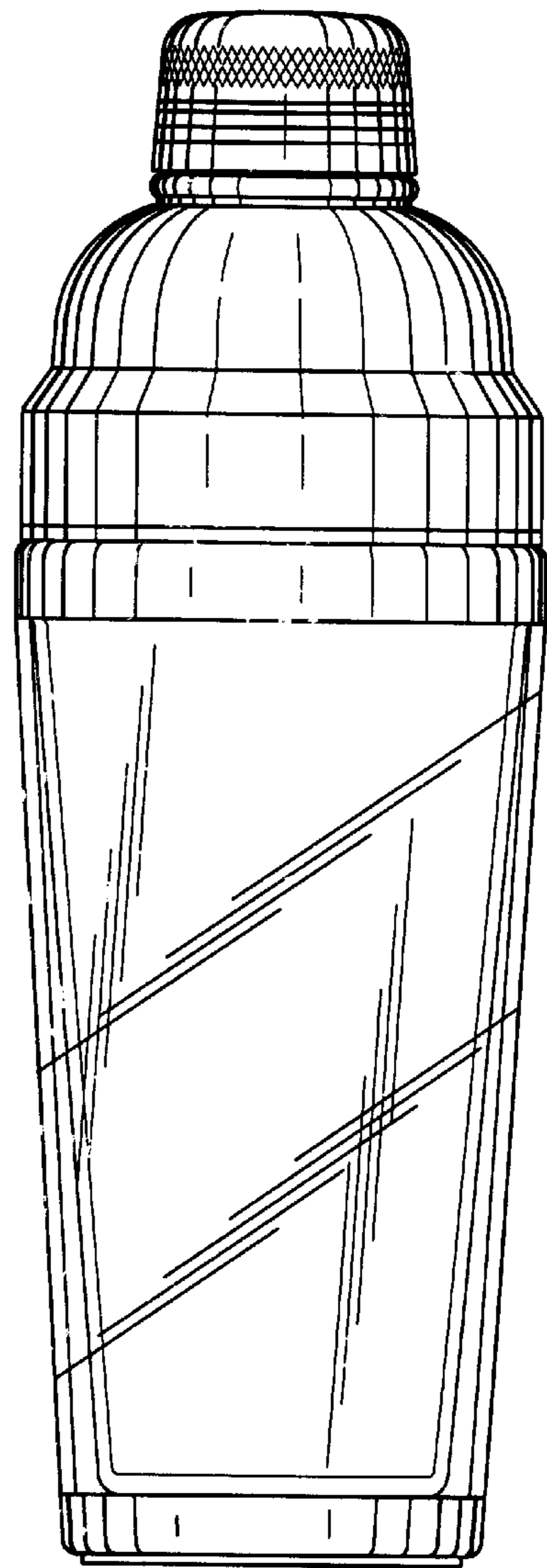


FIG. 4

