



US00D480584S

(12)

United States Design Patent
Pathiratne

(10)

Patent No.: **US D480,584 S**

(45)

Date of Patent: **** Oct. 14, 2003**

(54) **END FRAME FOR FURNITURE**

(76) Inventor: **S. Sean Pathiratne**, 506 Landfair Cir.,
San Jose, CA (US) 95136

(**) Term: **14 Years**

(21) Appl. No.: **29/156,413**

(22) Filed: **Feb. 28, 2002**

(51) **LOC (7) Cl.** **06-06**

(52) **U.S. Cl.** **D6/492; D6/369**

(58) **Field of Search** D6/334, 335, 336,
D6/369, 370, 371, 373, 379, 492, 500,
501, 502; 5/12.1; 297/232, 411.45, 451.9,
452.63, 452.64

(56)

References Cited

U.S. PATENT DOCUMENTS

D35,082 S	*	9/1901	Stickley	D6/379
D151,295 S		10/1948	Stanley		
D222,831 S		1/1972	Lax		
D224,861 S		10/1972	Fisher		
D225,147 S	*	11/1972	Fisher	D6/369
D227,207 S	*	6/1973	Gill	D6/369
D228,591 S	*	10/1973	Gill	D6/369
D249,410 S	*	9/1978	Dranger et al.	D6/373
D273,254 S		4/1984	Fairaizen		
D328,983 S	*	9/1992	Fong	D6/369
D329,545 S	*	9/1992	Fong	D6/369
D350,858 S		9/1994	Warren		
D360,538 S		7/1995	Skalka		
D368,173 S		3/1996	Kramer		
D379,278 S		5/1997	Zeinfeld et al.		
D423,830 S		5/2000	Schlichter et al.		
D424,315 S		5/2000	Jeng		
D425,339 S		5/2000	Schlichter et al.		
D431,119 S	*	9/2000	Hutton	D6/369

OTHER PUBLICATIONS

U.S. patent application Ser. No. 29/150,594, Pathiratne, filed Nov. 6, 2001.

U.S. patent application Ser. No. 29/150,597, Pathiratne, filed Nov. 6, 2001.

U.S. patent application Ser. No. 29/151,571, Pathiratne, filed Nov. 13, 2001.

U.S. patent application Ser. No. 29/150,596, Pathiratne, filed Nov. 6, 2001.

U.S. patent application Ser. No. 29/150,591, Pathiratne, filed Nov. 6, 2001.

U.S. patent application Ser. No. 29/150,445, Pathiratne, filed Nov. 16, 2001.

U.S. patent application Ser. No. 29/150,593, Pathiratne, filed Nov. 6, 2001.

U.S. patent application Ser. No. 29/156,412, Pathiratne, filed Feb. 28, 2002.

U.S. patent application Ser. No. 29/156,413, Pathiratne, filed Feb. 28, 2002.

* cited by examiner

Primary Examiner—Gary D. Watson

(74) *Attorney, Agent, or Firm*—Kenneth C. Brooks

(57)

CLAIM

The ornamental design for an end frame for furniture, as shown and described.

DESCRIPTION

FIG. 1 is a perspective view of an end frame for furniture showing my new design;

FIG. 2 is a frontal view of a second embodiment of an end frame for furniture;

FIG. 3 is a front view thereof;

FIG. 4 is a rear view thereof; and,

FIG. 5 is a top plan view thereof.

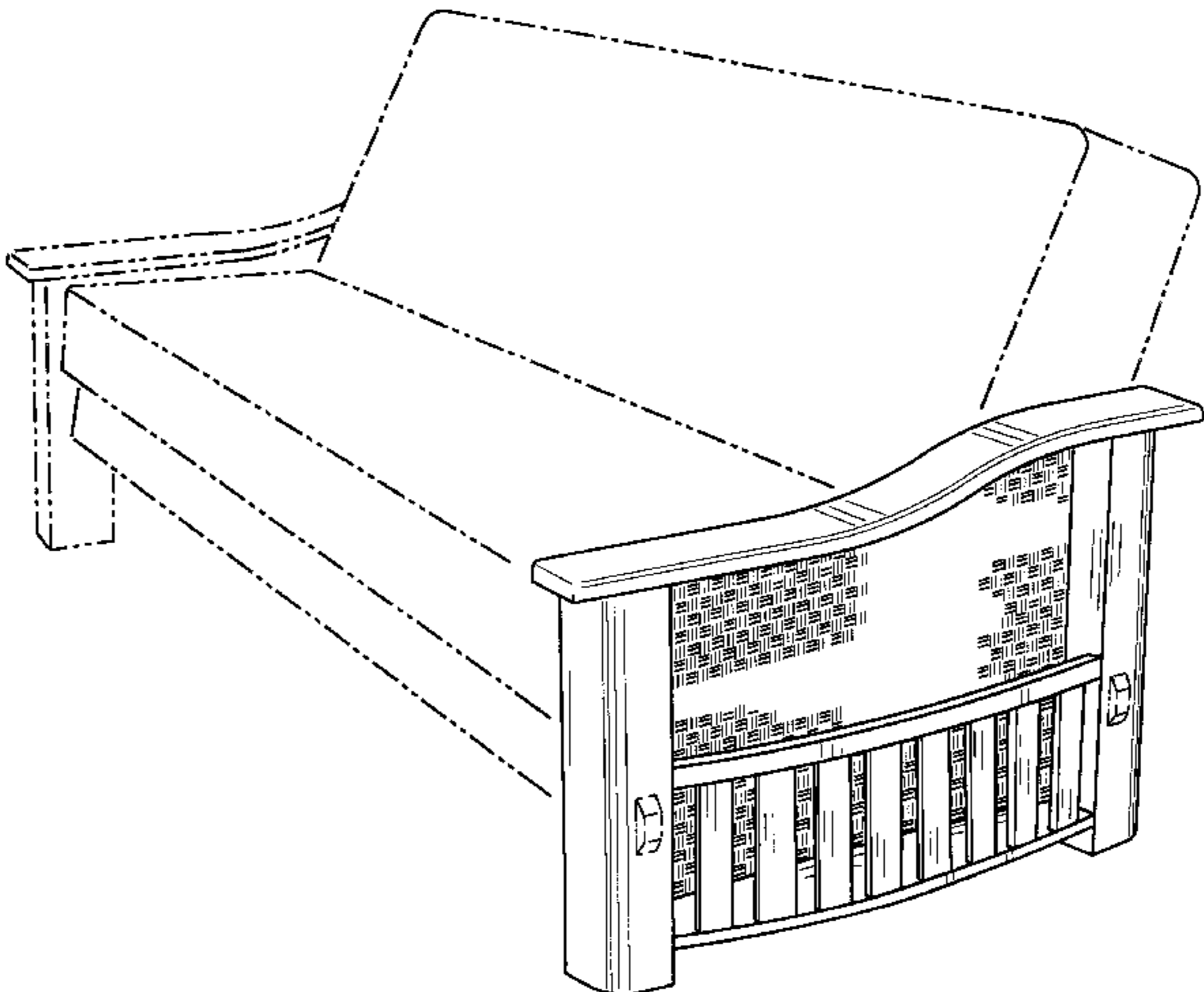
The sides that have not been shown form no part of the claimed design.

The broken lines shown in FIGS. 1 and 2 are for illustrative purposes only and form no part of the claimed design.

The fragmented cross-hatching in FIG. 1 is understood to represent fabric and would be continuous throughout the circumscribed area.

The fragmented weave pattern shown in FIG. 2 would be continuous throughout the circumscribed areas.

1 Claim, 2 Drawing Sheets



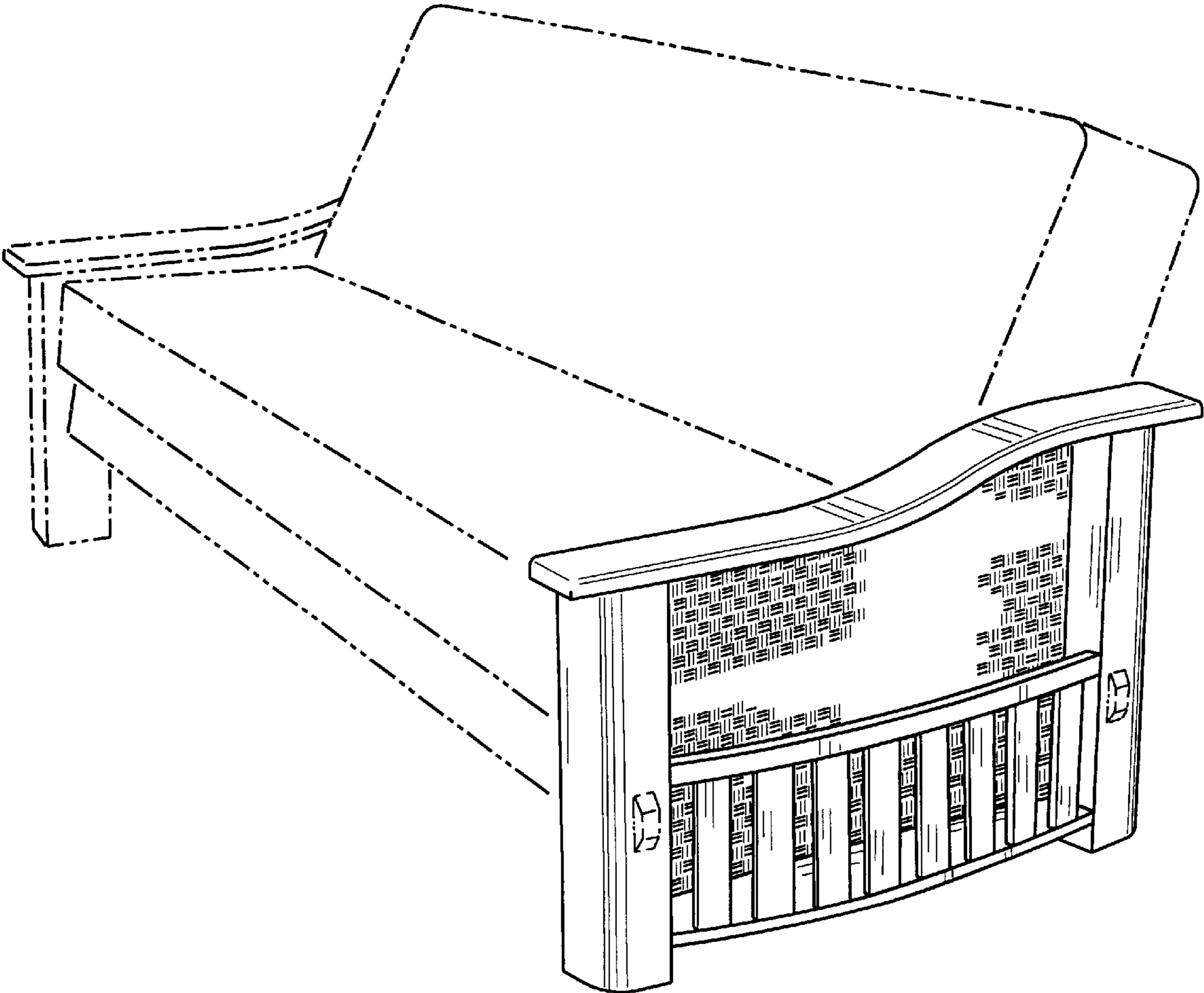


FIG. 1




FIG. 5

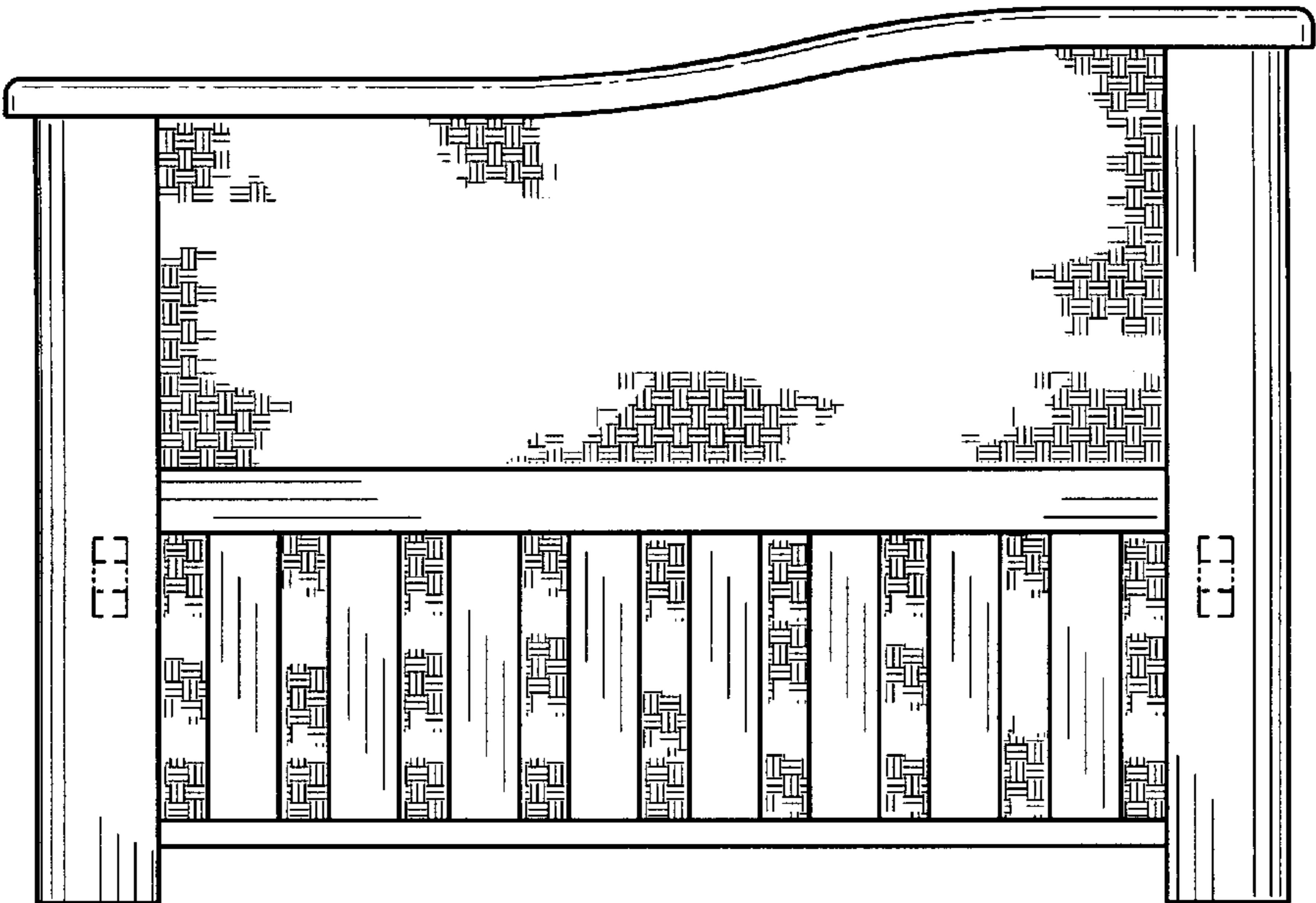


FIG. 2

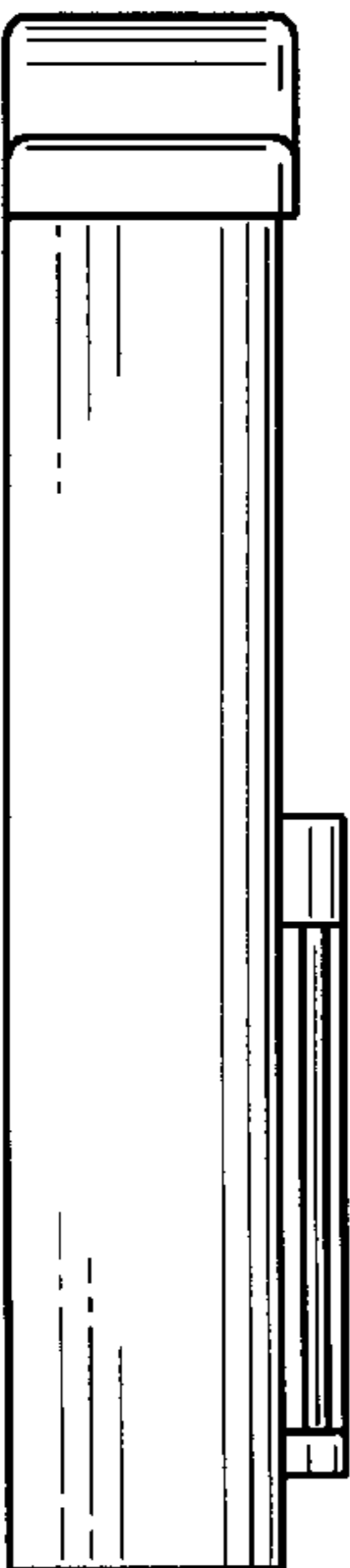


FIG. 3

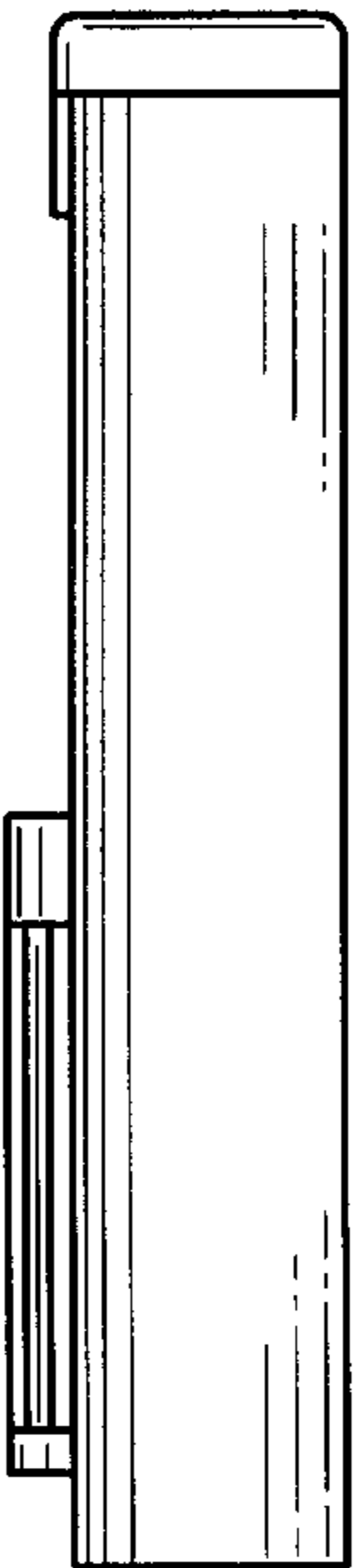


FIG. 4