



US00D480576S

(12) **United States Design Patent**  
**Schmitt**

(10) **Patent No.:** **US D480,576 S**

(45) **Date of Patent:** **\*\* Oct. 14, 2003**

(54) **CHAIR**

D466,322 S \* 12/2002 Tobin, Jr. .... D6/379  
D469,267 S 1/2003 Stanton

(75) Inventor: **Jack Schmitt**, Rolling Hills Estates, CA (US)

**OTHER PUBLICATIONS**

Smith & Watson, p. 12, chairs D-340 and D-316 shown.\*

(73) Assignee: **Amini Innovation, Corp.**, Santa Fe Springs, CA (US)

\* cited by examiner

(\*\*) Term: **14 Years**

*Primary Examiner*—Gary D. Watson

(74) *Attorney, Agent, or Firm*—Charles H. Thomas

(21) Appl. No.: **29/175,632**

(57) **CLAIM**

(22) Filed: **Feb. 7, 2003**

The ornamental design for chair, as shown and described.

(51) **LOC (7) Cl.** ..... **06-01**

**DESCRIPTION**

(52) **U.S. Cl.** ..... **D6/379; D6/380**

(58) **Field of Search** ..... D6/334, 358, 379, D6/380, 500, 501, 502; 297/445.1, 446.1

FIG. 1 is a perspective view taken from the top, front, and right side of a chair embodying my new design; FIG. 2 is a front elevational view thereof; FIG. 3 is a right side elevational view thereof; FIG. 4 is a left side elevational view thereof; FIG. 5 is a rear elevational view thereof; FIG. 6 is a top plan view thereof; and, FIG. 7 is a bottom plan view thereof.

(56) **References Cited**

The broken lines are for illustrative purposes only and form no part of the claimed design.

**U.S. PATENT DOCUMENTS**

D88,663 S	12/1932	McLaurin
D383,617 S	9/1997	Estape et al.
D445,583 S	7/2001	O'Hare et al.
D448,943 S	10/2001	McDaniel et al.
D451,694 S	12/2001	Vaaler
D459,906 S	7/2002	Stanton

**1 Claim, 7 Drawing Sheets**

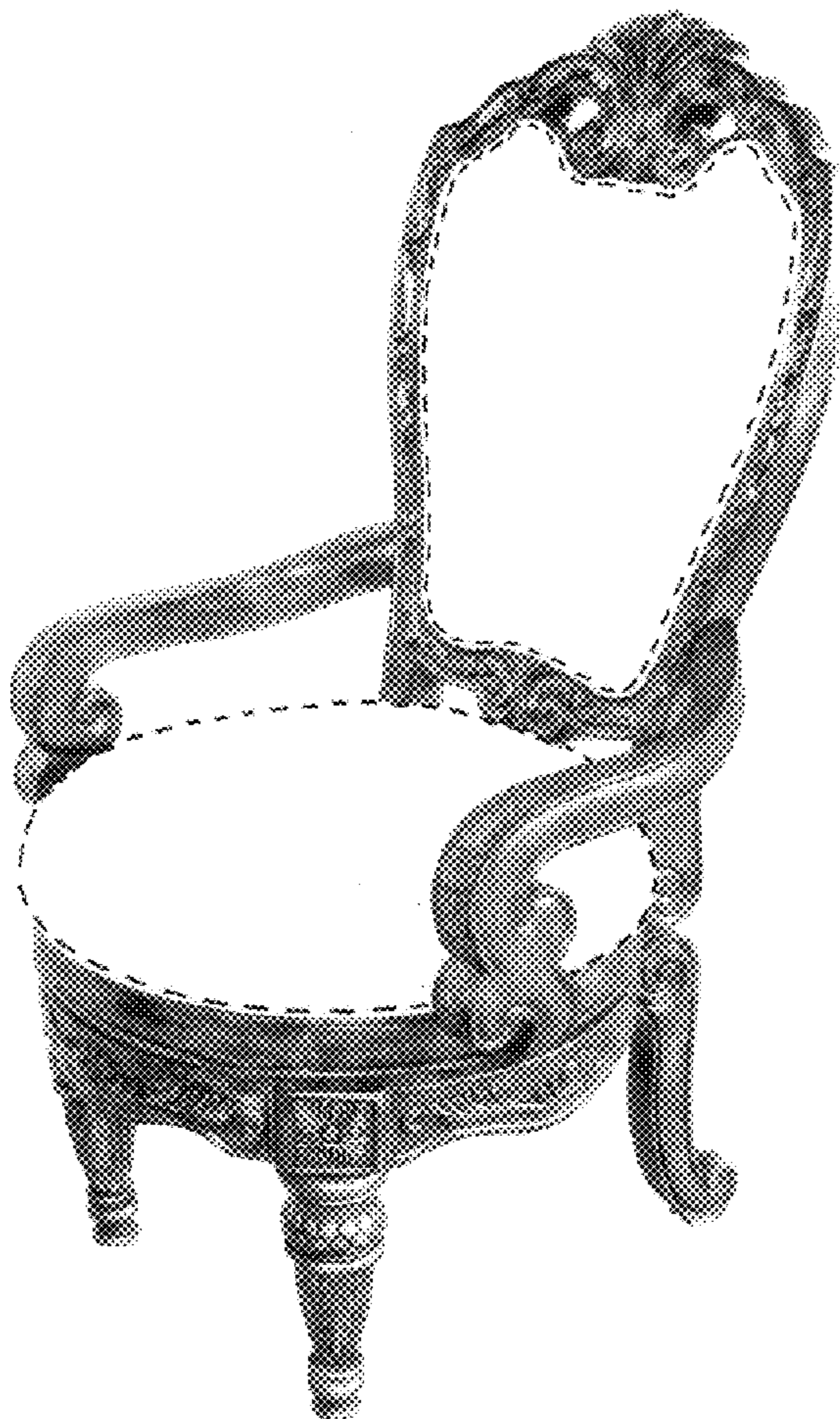




FIG. 1



FIG. 2

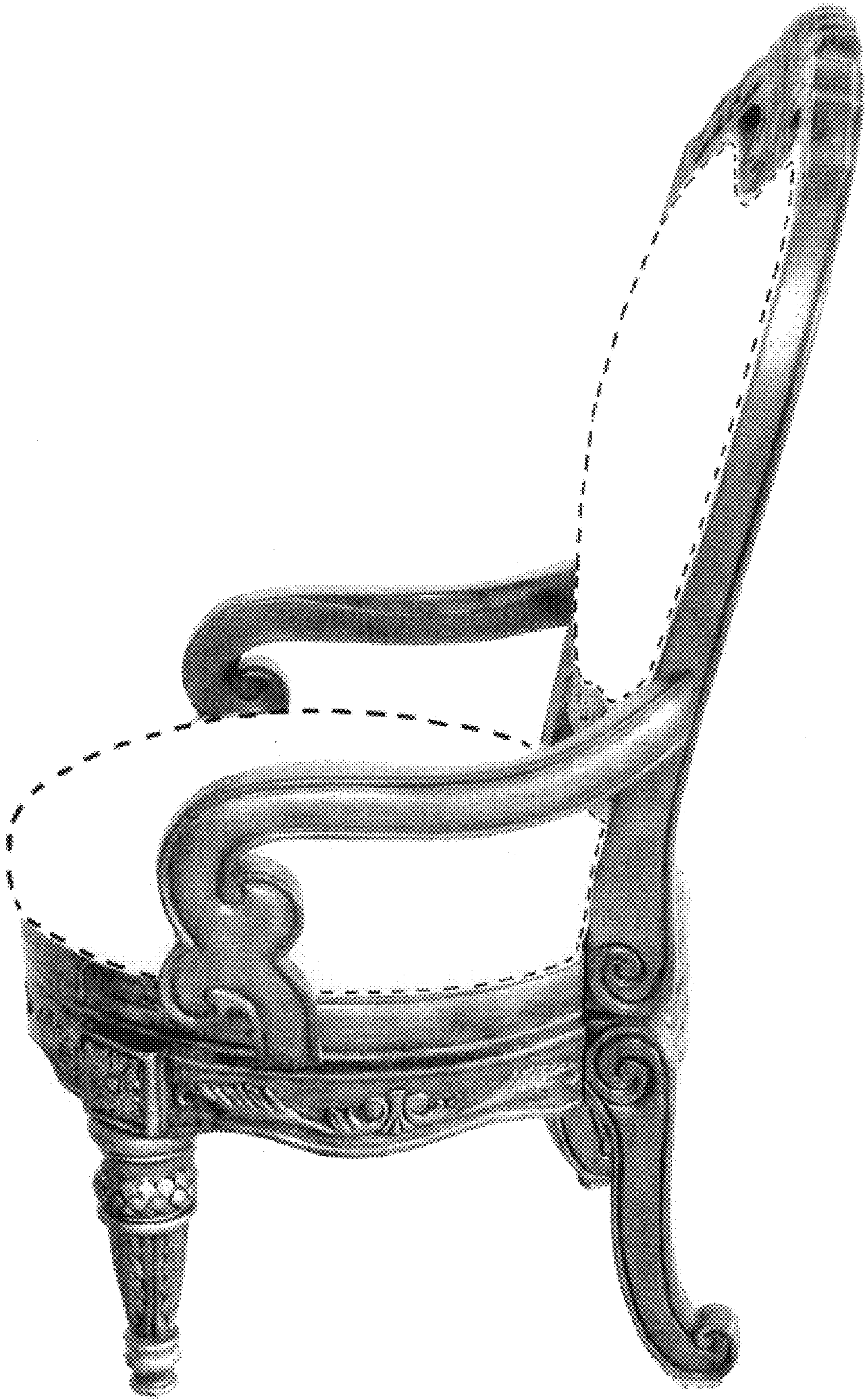


FIG. 3




FIG. 4



FIG. 5




FIG. 6




FIG. 7