



US00D480575S

(12) **United States Design Patent**
Grosfillex

(10) **Patent No.:** **US D480,575 S**

(45) **Date of Patent:** **** Oct. 14, 2003**

(54) **ARMCHAIR**

(75) **Inventor:** **Raymond Grosfillex, Oyonnax (FR)**

(73) **Assignee:** **Grosfillex Sarl, Oyonnax (FR)**

(**) **Term:** **14 Years**

(21) **Appl. No.:** **29/166,706**

(22) **Filed:** **Sep. 4, 2002**

(30) **Foreign Application Priority Data**

Mar. 6, 2002 (WO) DMA/005 631

(51) **LOC (7) Cl.** **06-01**

(52) **U.S. Cl.** **D6/379**

(58) **Field of Search** D6/334, 370, 374,
D6/379, 380, 500, 501, 502; 297/445.1,
446.1, 452.63, DIG. 2

(56) **References Cited**

U.S. PATENT DOCUMENTS

D288,994 S * 3/1987 Winters D6/370
D325,304 S * 4/1992 Grosfillex D6/370

D368,382 S * 4/1996 Grosfillex D6/370
D389,329 S * 1/1998 Krause et al. D6/370
D409,012 S * 5/1999 Grosfillex D6/370
D457,338 S * 5/2002 Grosfillex D6/370

* cited by examiner

Primary Examiner—Gary D. Watson

(74) *Attorney, Agent, or Firm*—Dowell & Dowell, P.C.


(57) **CLAIM**

The ornamental design for an armchair, as shown and described.

DESCRIPTION

FIG. 1 is a front perspective view of an armchair showing my new design;
FIG. 2 is a front elevational view;
FIG. 3 is top plan view;
FIG. 4 is a right side view, a view from the left side being a mirror image;
FIG. 5 is a rear elevational view; and,
FIG. 6 is a bottom plan view.

1 Claim, 2 Drawing Sheets






FIG. 1




FIG. 2

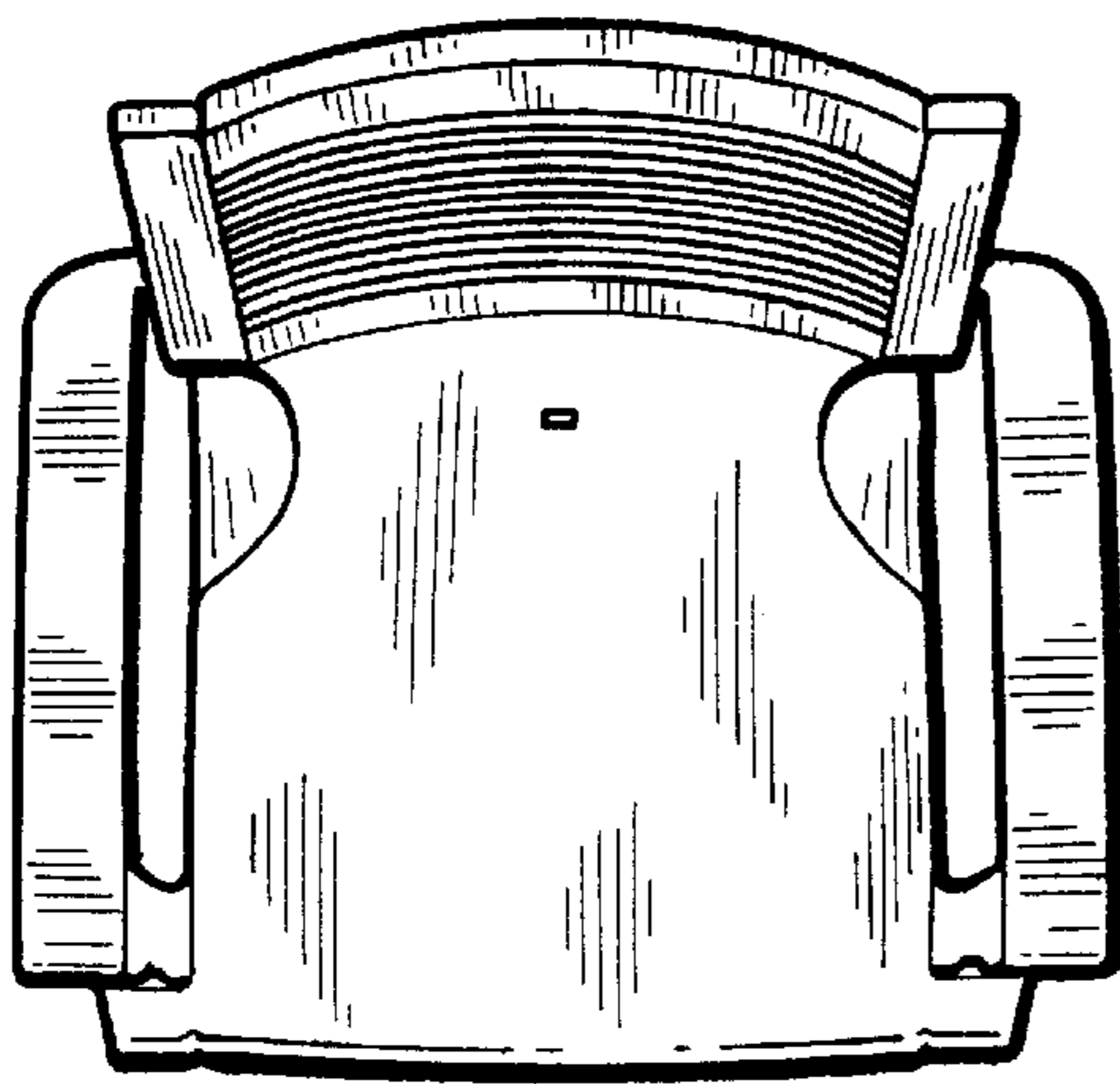


FIG. 3

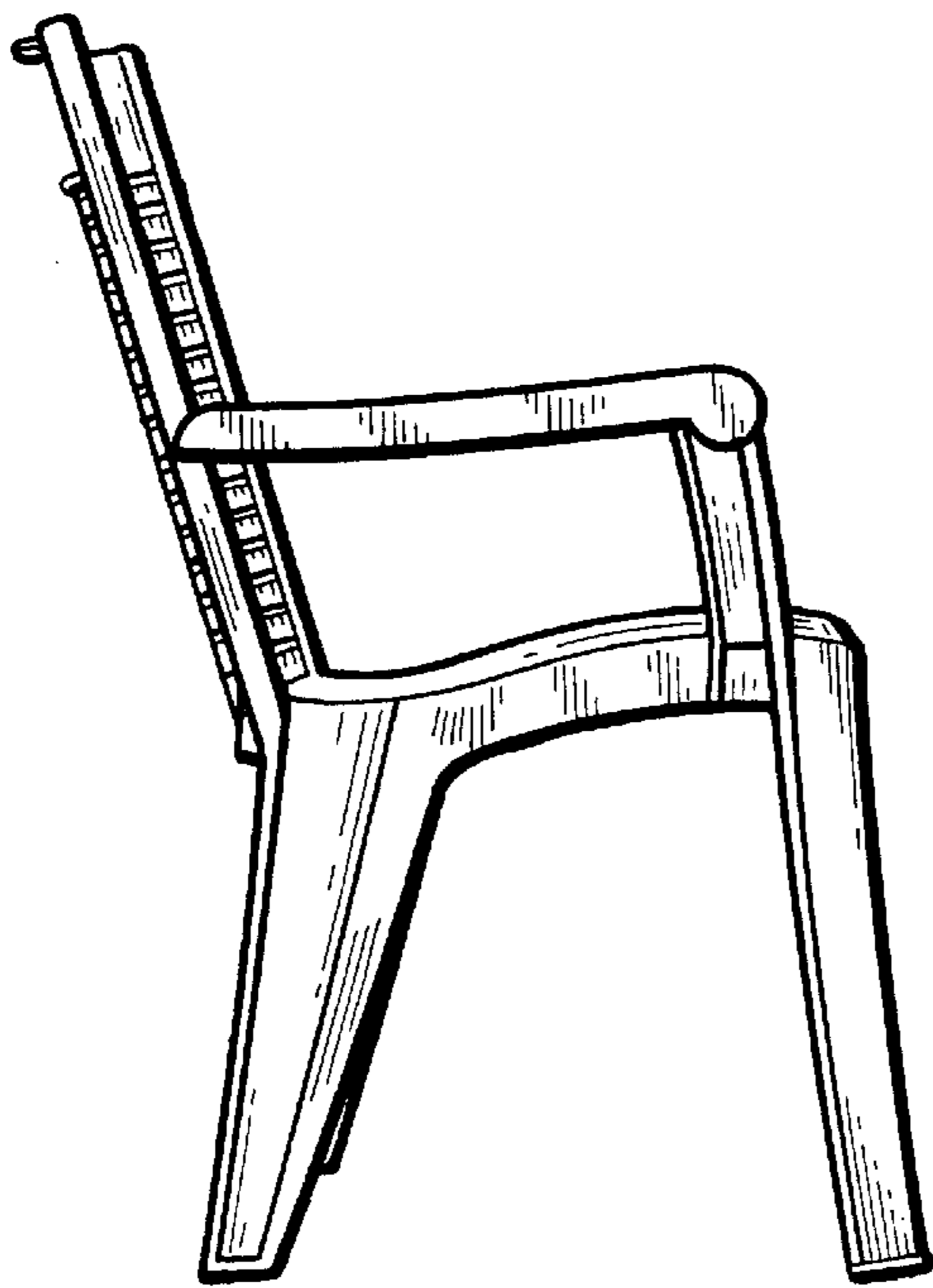


FIG. 4




FIG. 5

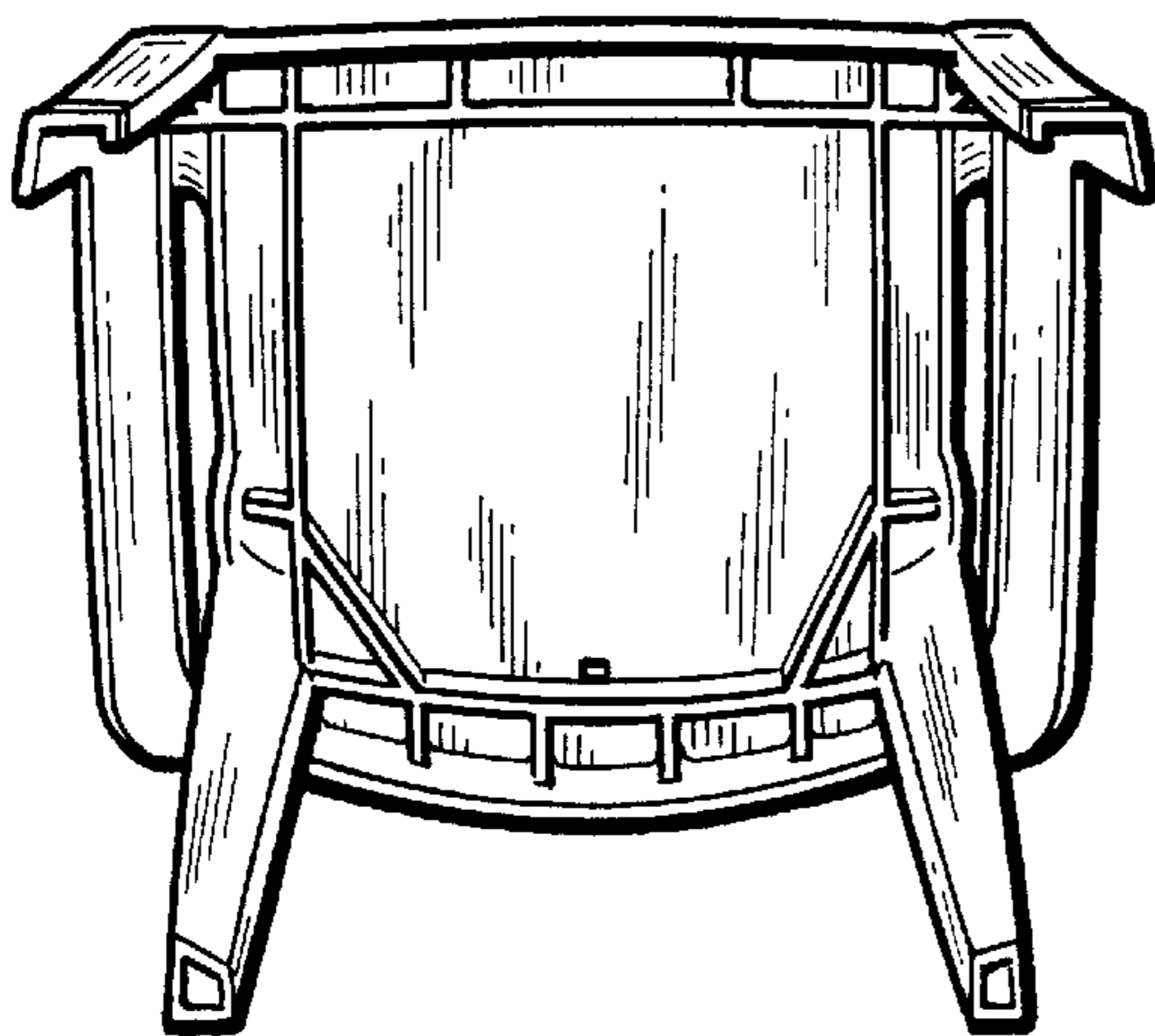


FIG. 6