



US00D480567S

(12) **United States Design Patent**  
**Ricci**

(10) **Patent No.:** **US D480,567 S**

(45) **Date of Patent:** **\*\* Oct. 14, 2003**

(54) **CHAIR**

(75) Inventor: **Luca Ricci**, Forli (IT)

(73) Assignee: **De Coro Ltd.**, Fanling (HK)

(\*\*) Term: **14 Years**

(21) Appl. No.: **29/163,413**

(22) Filed: **Jul. 2, 2002**

(51) **LOC (7) Cl.** ..... **06-01**

(52) **U.S. Cl.** ..... **D6/334**

(58) **Field of Search** ..... D6/334, 335, 336,  
D6/360, 364, 367, 371, 381, 500, 501,  
502; 297/445.1, 446.1, DIG. 7

(56) **References Cited**

**U.S. PATENT DOCUMENTS**

D359,856 S	*	7/1995	Hutton	.....	D6/334
D368,377 S	*	4/1996	Laslo	.....	D6/334
D373,911 S	*	9/1996	Paus	.....	D6/381
D379,269 S	*	5/1997	Hutton	.....	D6/334
D405,966 S		2/1999	Hutton		
D430,411 S		9/2000	Zaidman		
D431,915 S	*	10/2000	Natuzzi et al.	.....	D6/334
D439,752 S	*	4/2001	Natuzzi et al.	.....	D6/334
D442,787 S	*	5/2001	Hutton	.....	D6/334

**OTHER PUBLICATIONS**

De Coro Ltd. Sofa Model No. 2171, Oct., 2001 at the International Home Furnishing Market in High Point, N.C.  
De Coro Ltd. Sofa Model No. 2129, Oct., 2001 at the International Home Furnishing Market in High Point, N.C.  
De Coro Ltd. Sofa Model No. 170, Apr., 1998 at the International Home Furnishing Market in High Point, N.C.

De Coro Ltd. Sofa Model No. 169 Apr., 1998 at the International Home Furnishing Market in High Point, N.C.  
De Coro Ltd. Sofa Model No. 168 Apr., 1998 at the International Home Furnishing Market in High Point, N.C.  
De Coro Ltd. Sofa Model No. 108 Apr., 1998 at the International Home Furnishing Market in High Point, N.C.

\* cited by examiner

*Primary Examiner*—Gary D. Watson

(74) *Attorney, Agent, or Firm*—Luce, Forward, Hamilton & Scripps LLP

(57) **CLAIM**

The ornamental design for a chair, as shown and described.

**DESCRIPTION**

FIG. 1 is a front, left perspective view of a chair showing my new design;

FIG. 2 is a rear, left perspective view of the embodiment of FIG. 1;

FIG. 3 is a front elevation view of the embodiment of FIG. 1;

FIG. 4 is a left, side elevation view of the embodiment of FIG. 1, with the right side elevational view being a mirror image thereof;

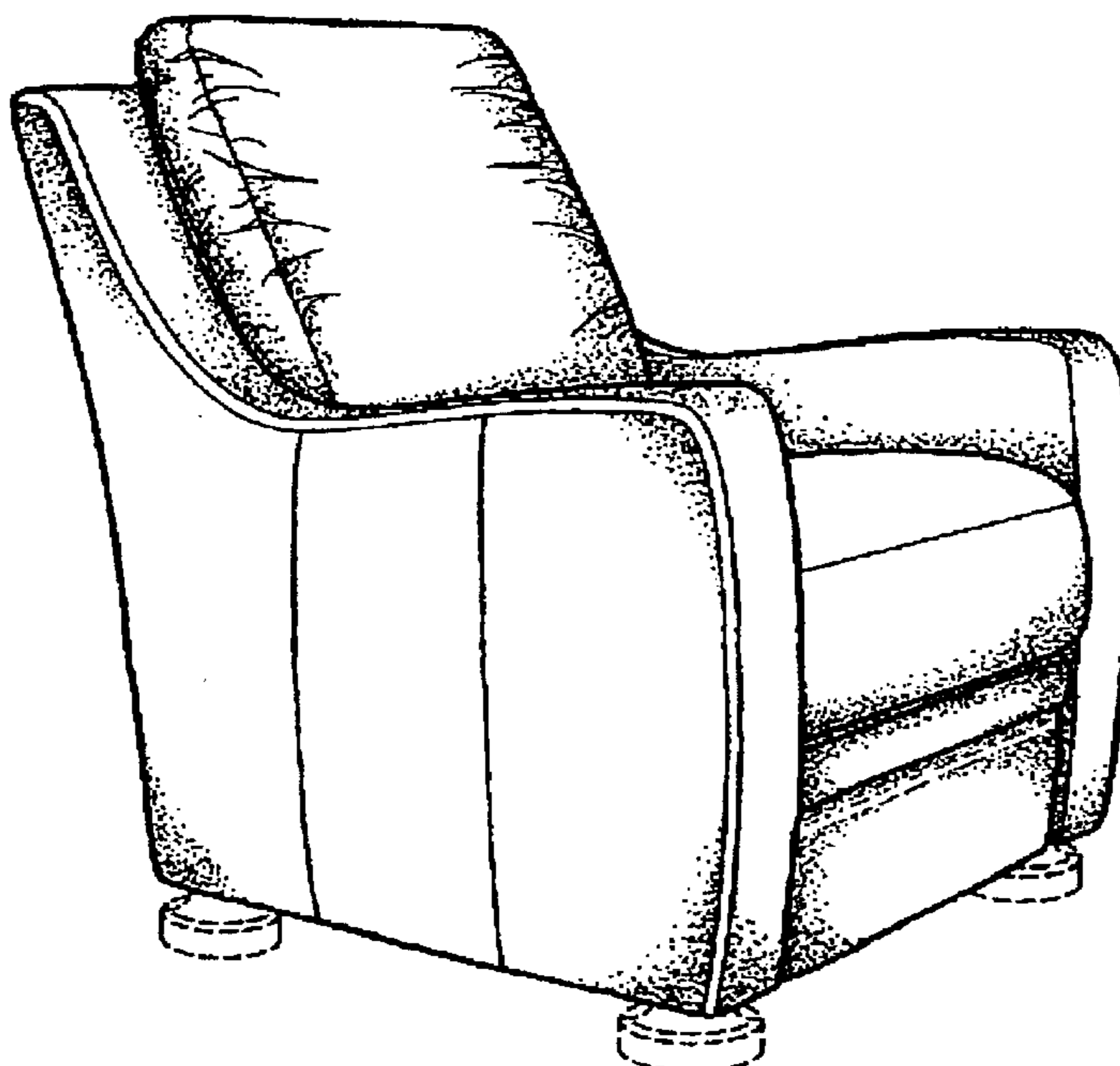
FIG. 5 is a rear elevation view of the embodiment of FIG. 1;

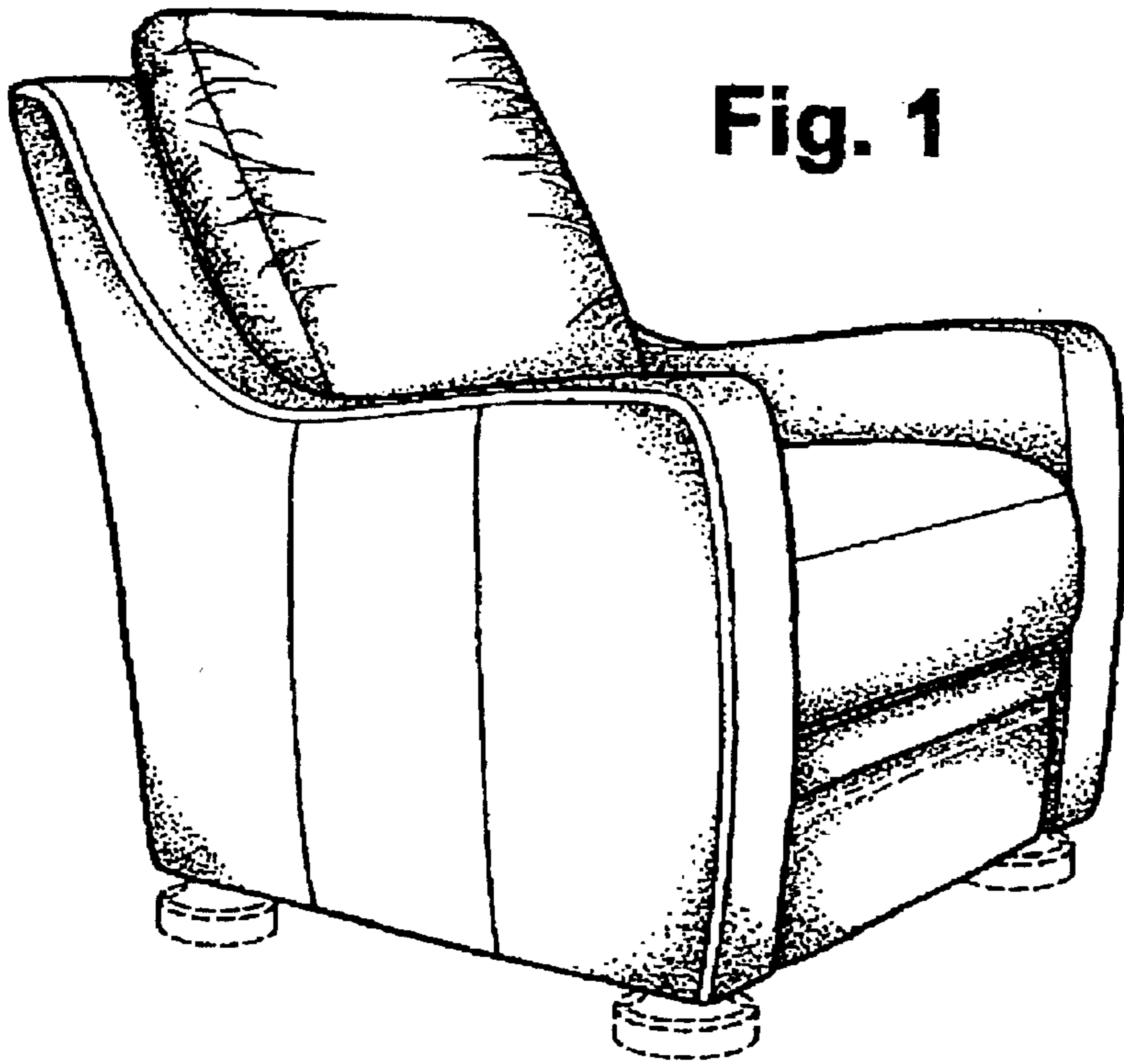
FIG. 6 is a left, side elevation view of a second embodiment of the chair depicted in FIG. 1, with the right side elevational view being a mirror image thereof; and,

FIG. 7 is a rear elevation view of the embodiment of FIG. 6.

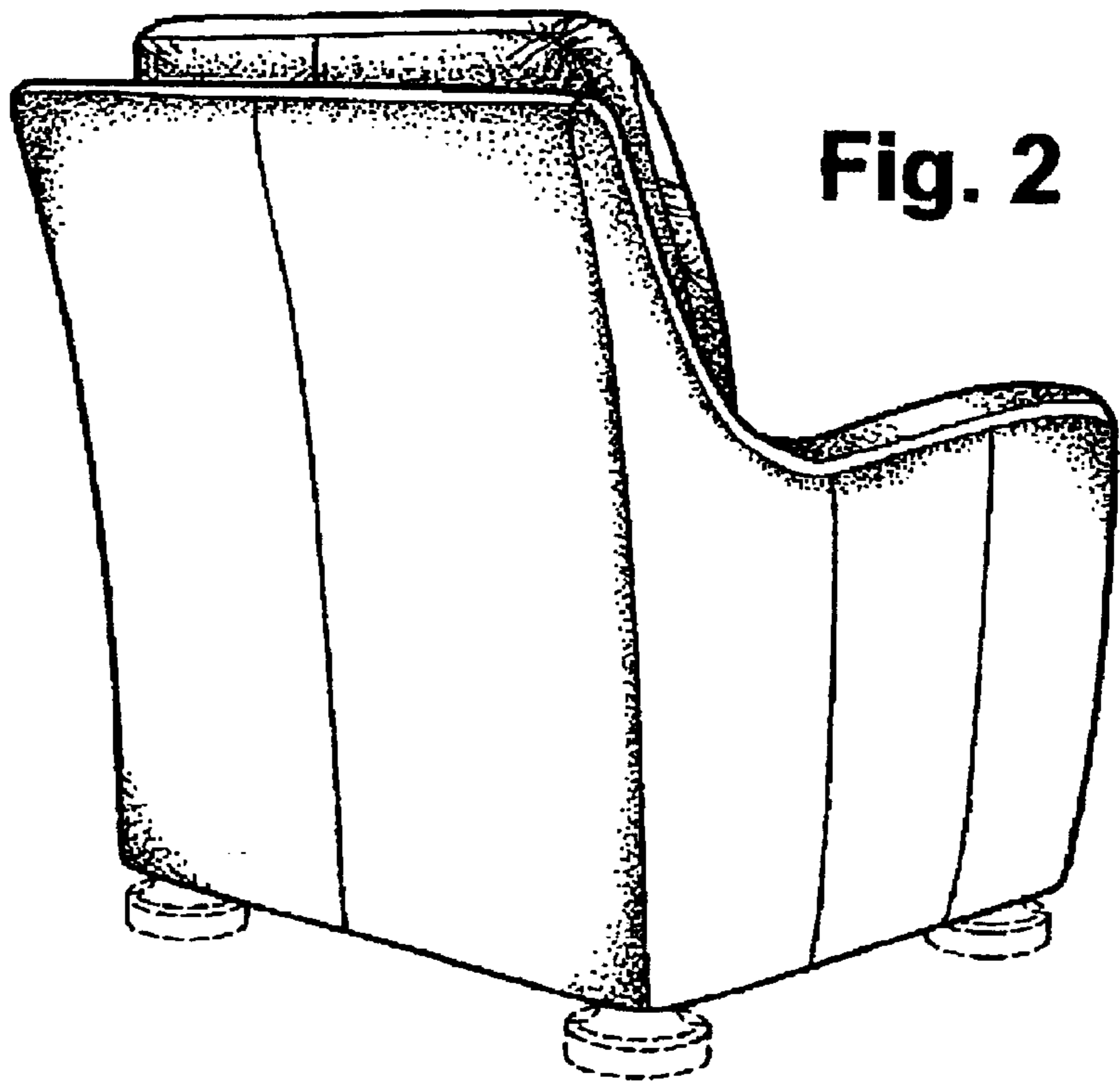
The broken line disclosure is for illustrative purposes only and forms no part of the claimed design.

**1 Claim, 3 Drawing Sheets**



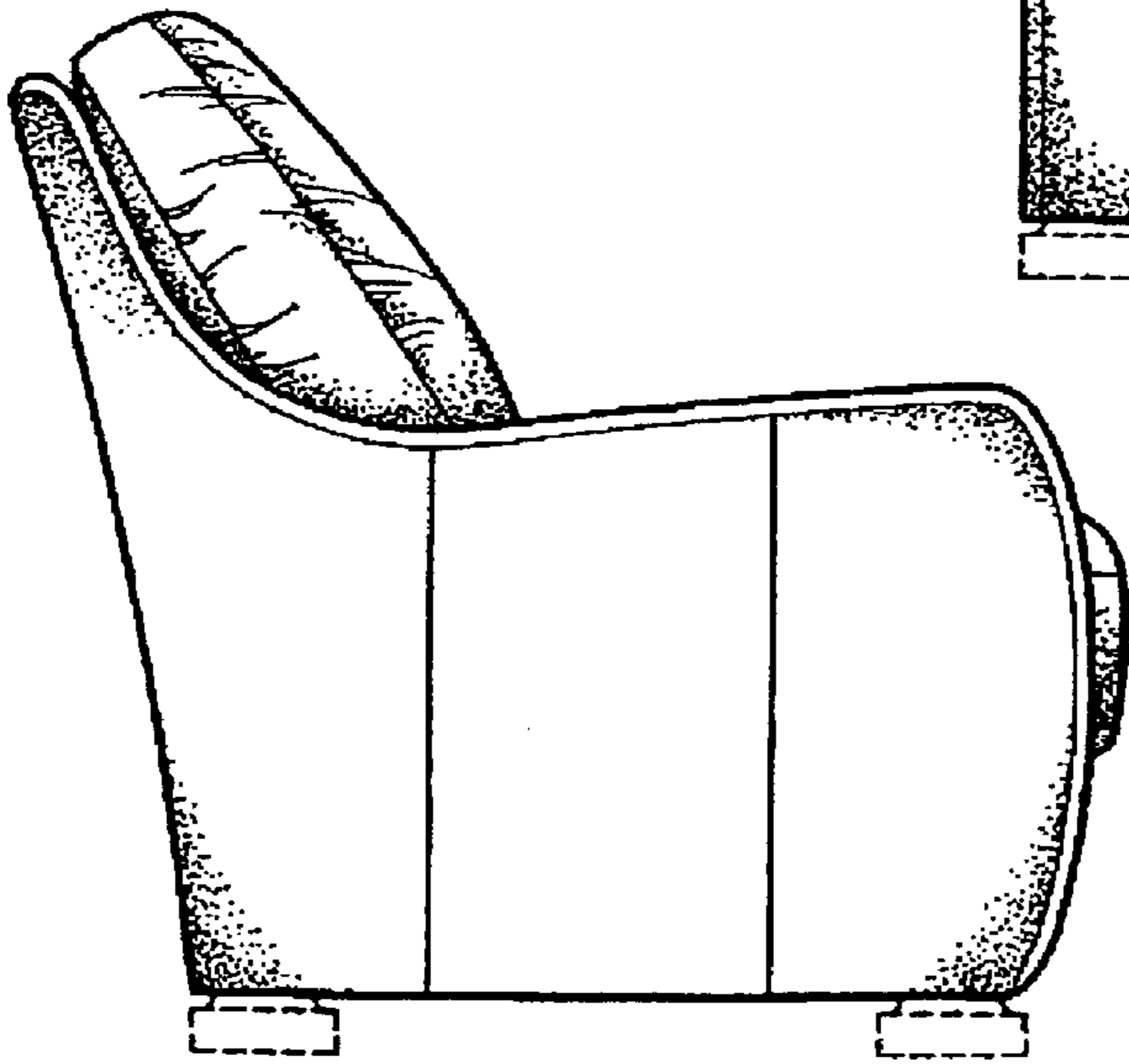
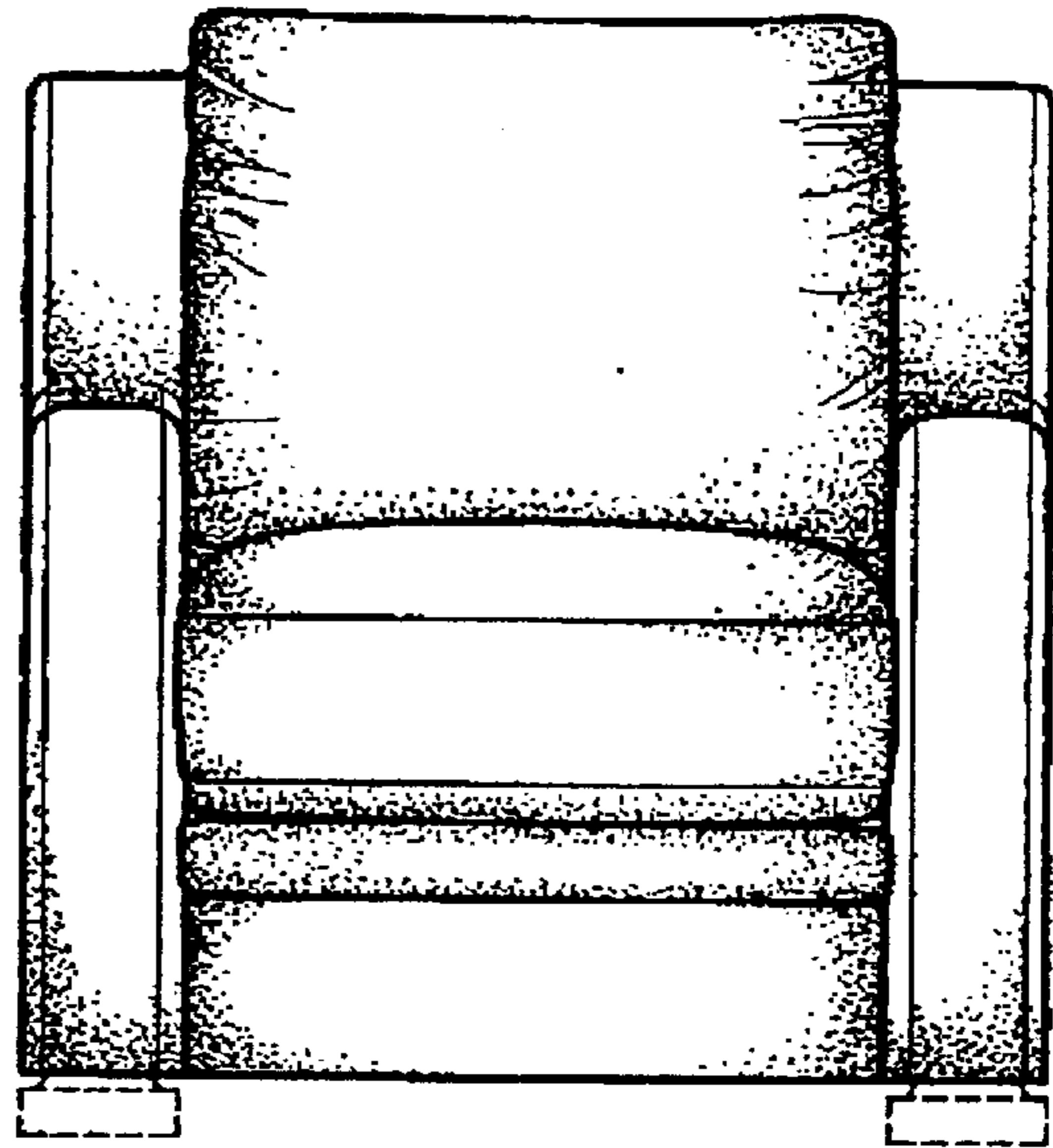


**Fig. 1**




**Fig. 2**

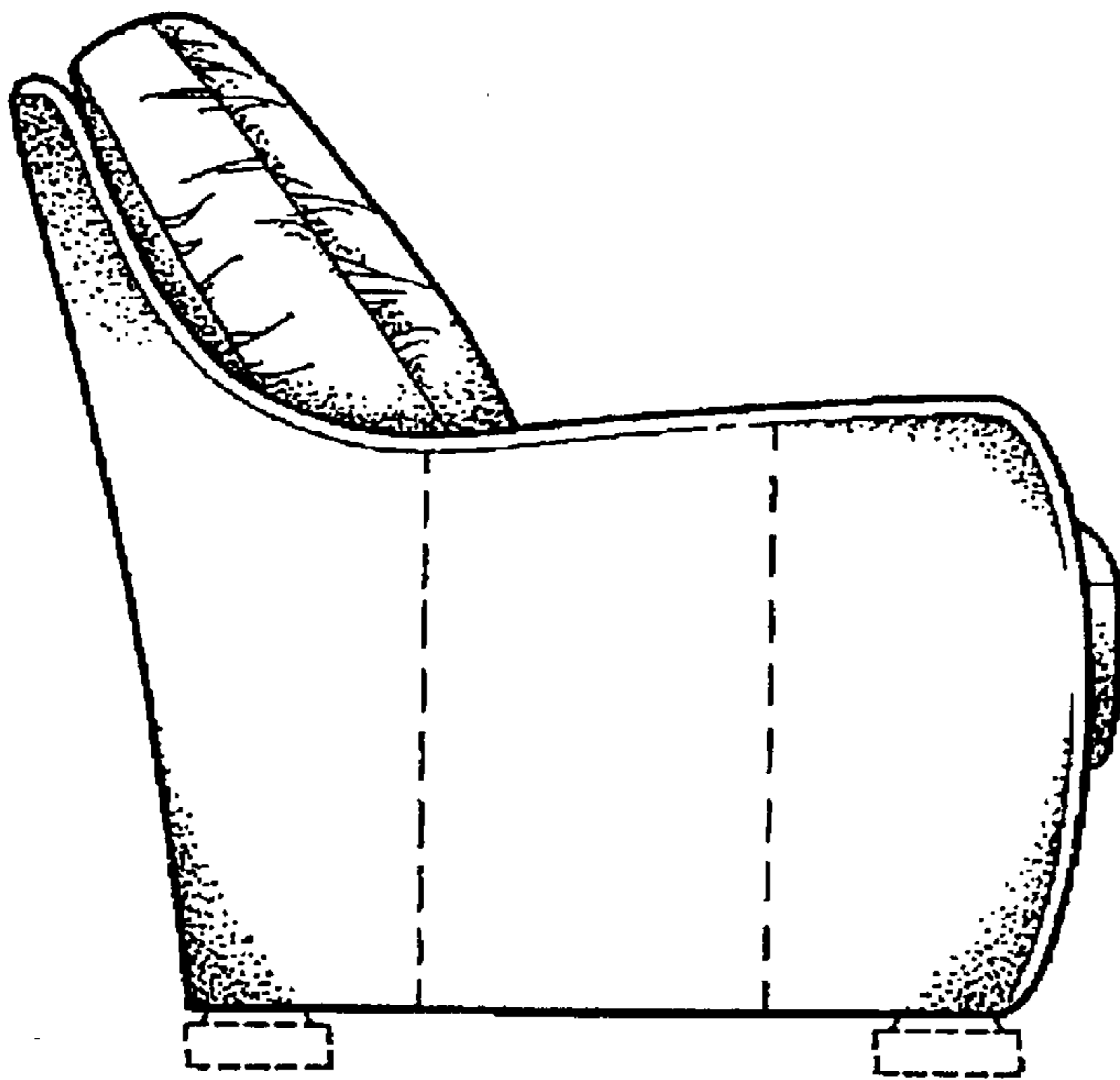
**Fig. 3**



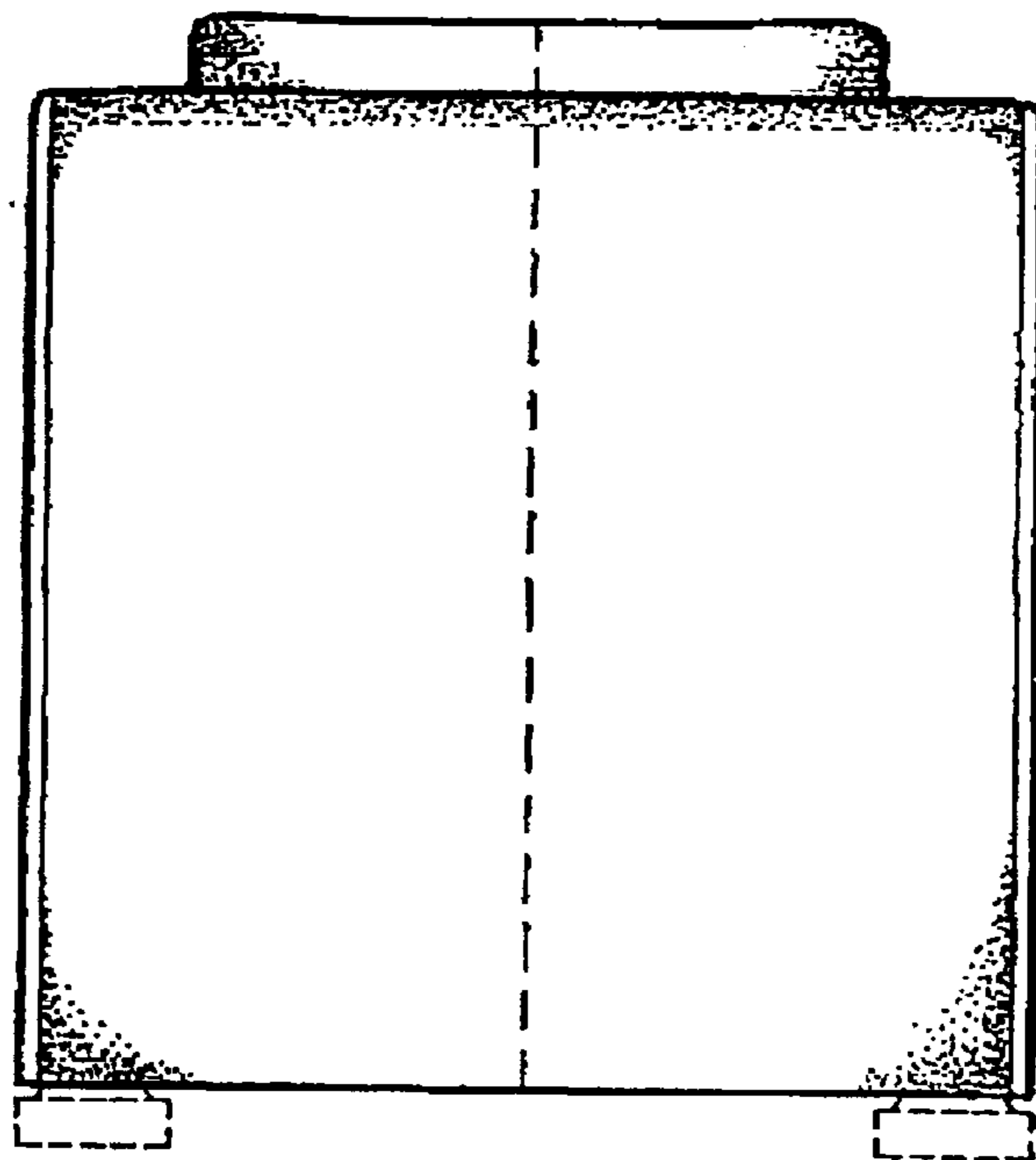
**Fig. 4**



**Fig. 5**



**Fig. 6**



**Fig. 7**