



US00D480563S

(12) **United States Design Patent**
Hensel

(10) **Patent No.:** **US D480,563 S**

(45) **Date of Patent:** **** Oct. 14, 2003**

(54) **TOOTHBRUSH**

D458,028 S * 6/2002 McCurrach D4/101
6,453,497 B1 * 9/2002 Chiang et al. 15/22.1

(75) Inventor: **Keith James Hensel**, Naremburn (AU)

* cited by examiner

(73) Assignee: **Sunbeam Corporation Limited**,
Campsie (AU)

Primary Examiner—Alan P. Douglas
Assistant Examiner—Lavone D. Tabor

(**) Term: **14 Years**

(74) *Attorney, Agent, or Firm*—Townsend and Townsend
and Crew LLP

(21) Appl. No.: **29/156,338**

(57) **CLAIM**

(22) Filed: **Feb. 26, 2002**

The ornamental design for a toothbrush, as shown.

(30) **Foreign Application Priority Data**

DESCRIPTION

Aug. 29, 2001 (AU) 2737/2001
Aug. 29, 2001 (AU) 2738/2001
Aug. 29, 2001 (AU) 2740/2001
Aug. 29, 2001 (AU) 2741/2001
Aug. 29, 2001 (AU) 2742/2001

FIG. 1. is a Front Isometric View of the first embodiment showing my new design;
FIG. 2 is a Back Isometric View thereof;
FIG. 3 is a Front View thereof;
FIG. 4 is a Back View thereof;
FIG. 5 is a Right View thereof;
FIG. 6 is a Left View thereof;
FIG. 7 is a Top View thereof; and
FIG. 8 is a Bottom View thereof.
FIG. 9. is a Front Isometric View of the second embodiment;
FIG. 10 is a Back Isometric View thereof;
FIG. 11 is a Front View thereof;
FIG. 12 is a Back View thereof;
FIG. 13 is a Right View thereof;
FIG. 14 is a Left View thereof;
FIG. 15 is a Top View thereof; and,
FIG. 16 is a Bottom View thereof.

(51) **LOC (7) Cl.** **04-02**

(52) **U.S. Cl.** **D4/111; D4/101**

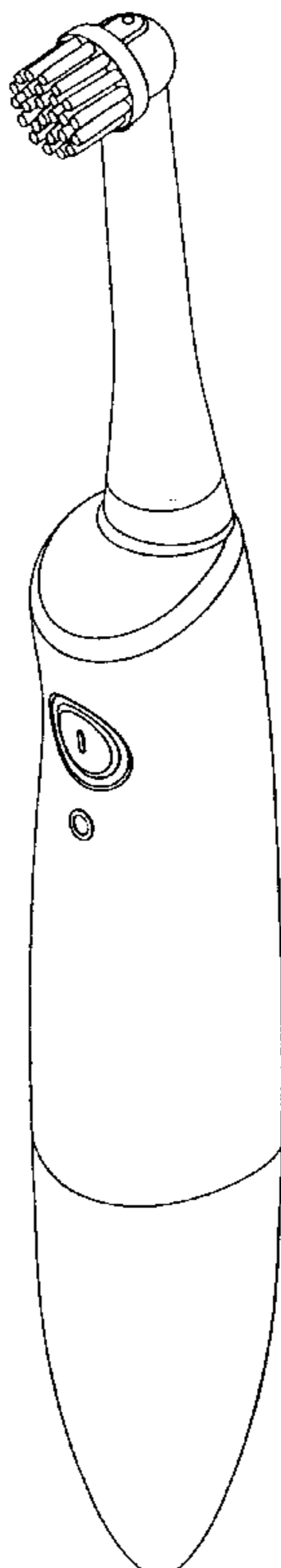
(58) **Field of Search** D4/101, 104-112,
D4/127, 132, 134, 138; 15/143.1, 167.1,
22.1, 23-24, 28-29; 601/142; 132/308,
309, 311

(56) **References Cited**

U.S. PATENT DOCUMENTS

2,736,048 A * 2/1956 Gregoire 15/28
3,258,802 A * 7/1966 Rodriguez 15/23
5,524,312 A * 6/1996 Tan et al. 15/22.1
D455,556 S * 4/2002 Kling D4/101

1 Claim, 16 Drawing Sheets



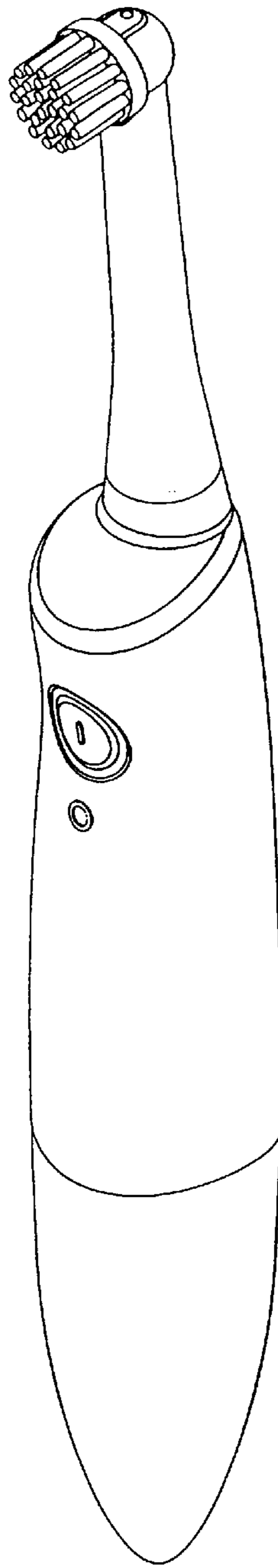


FIG. 1

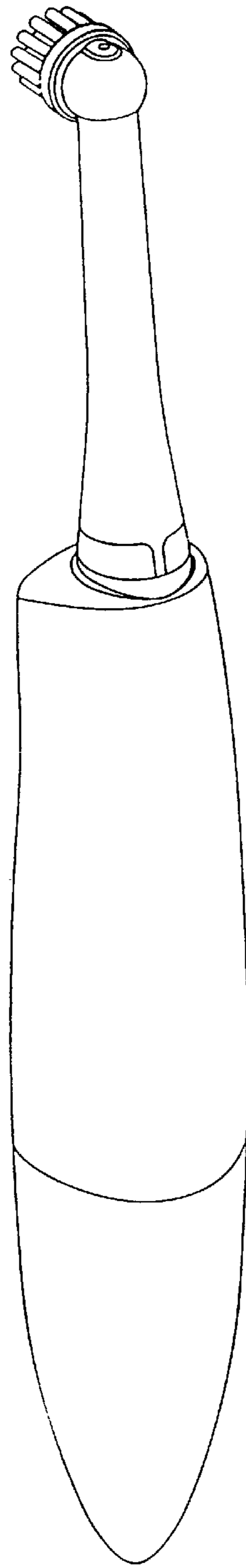


FIG. 2

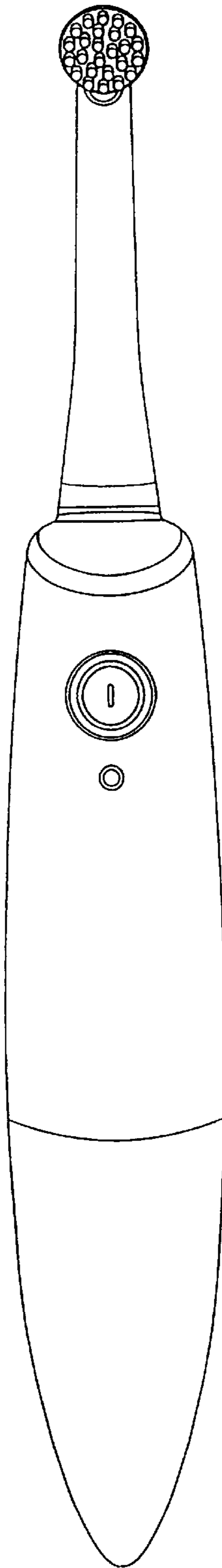


FIG. 3




FIG. 4

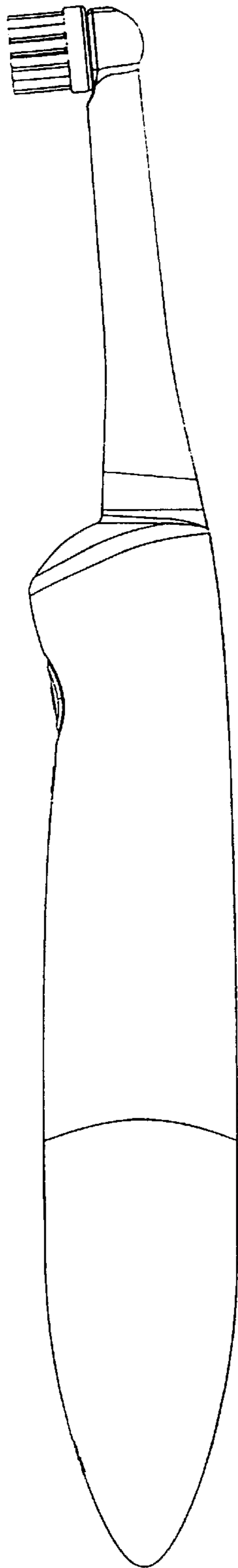


FIG. 5




FIG. 6




FIG. 7

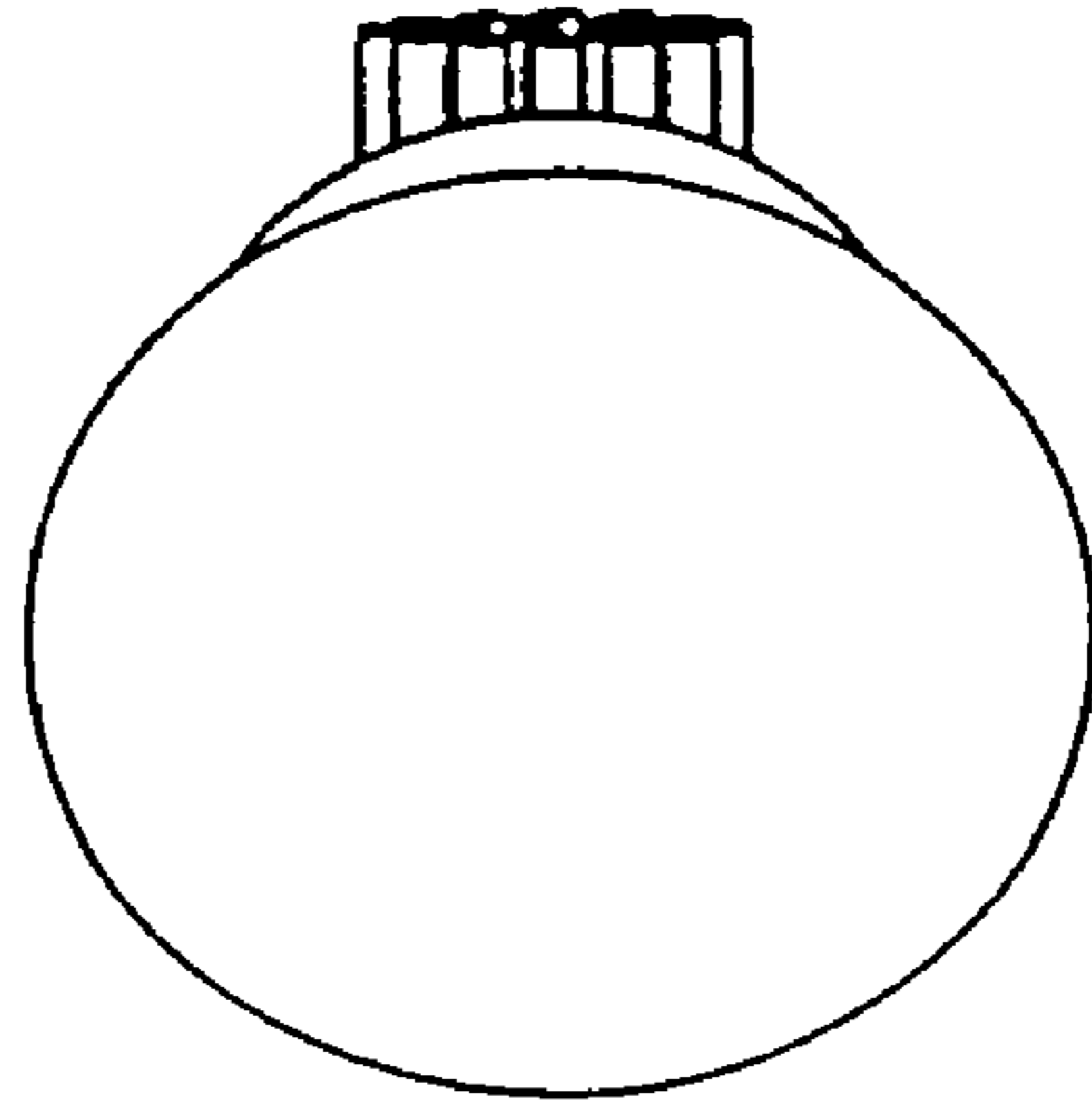


FIG. 8

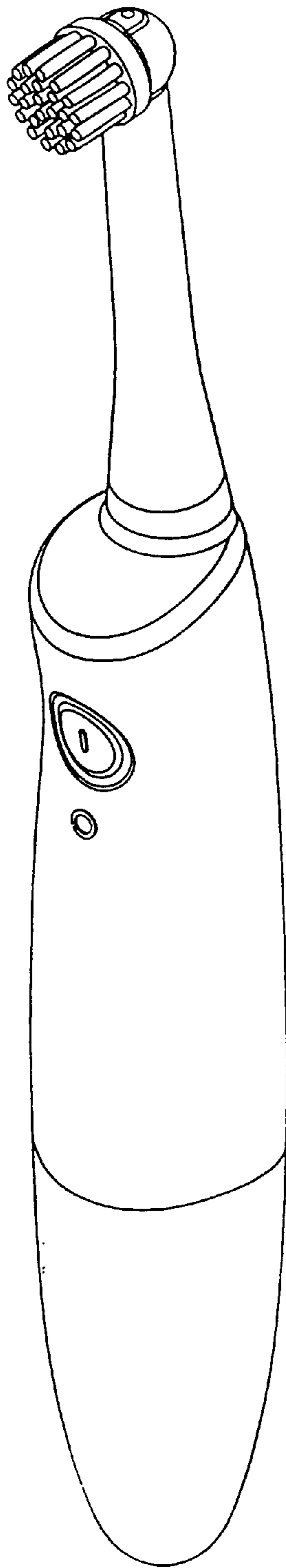


FIG. 9

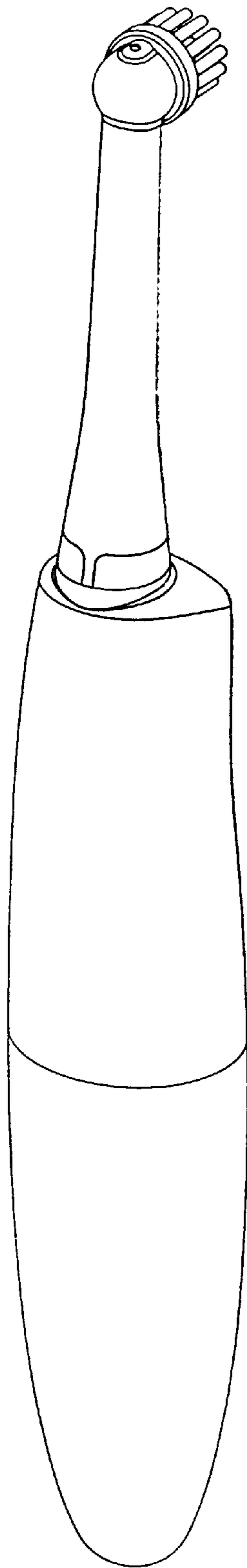


FIG. 10

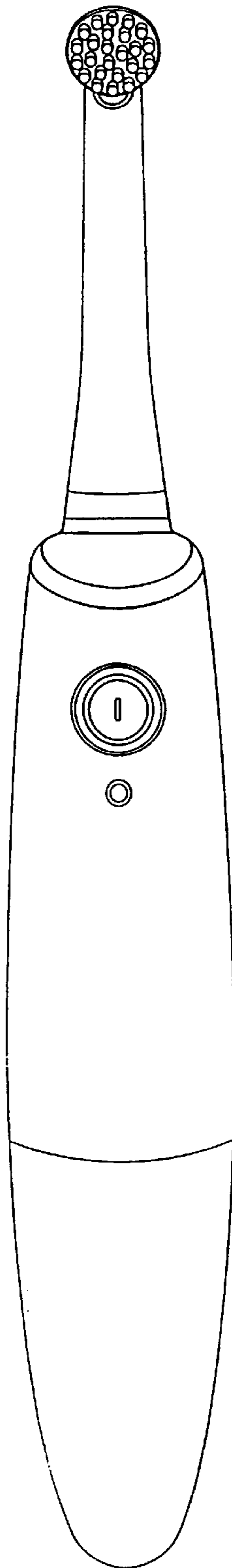


FIG. 11




FIG. 12

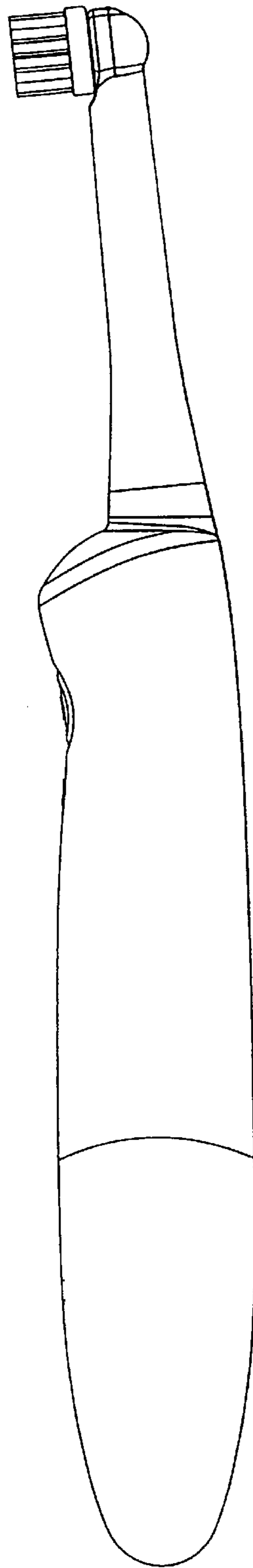


FIG. 13




FIG. 14

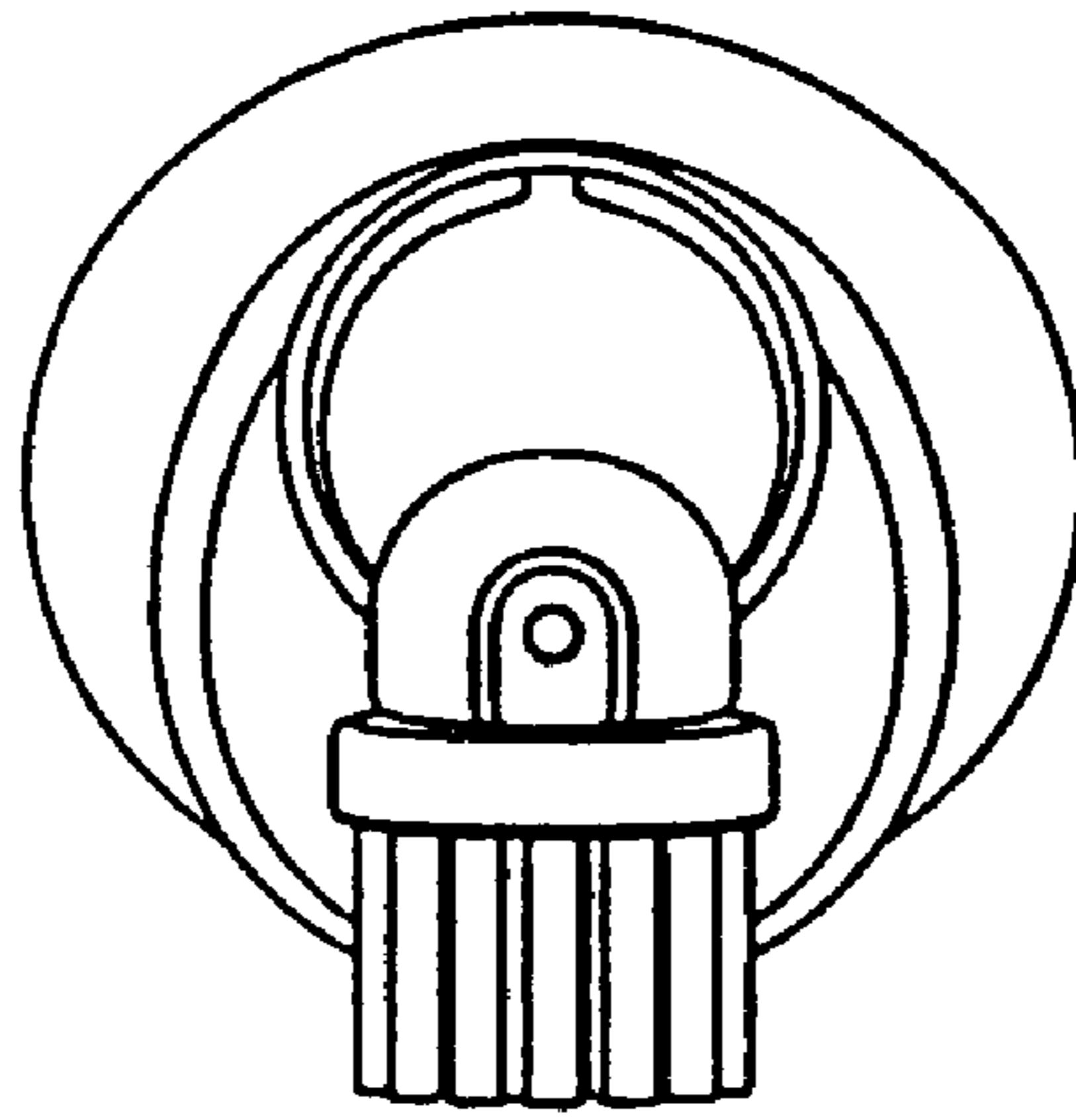


FIG. 15

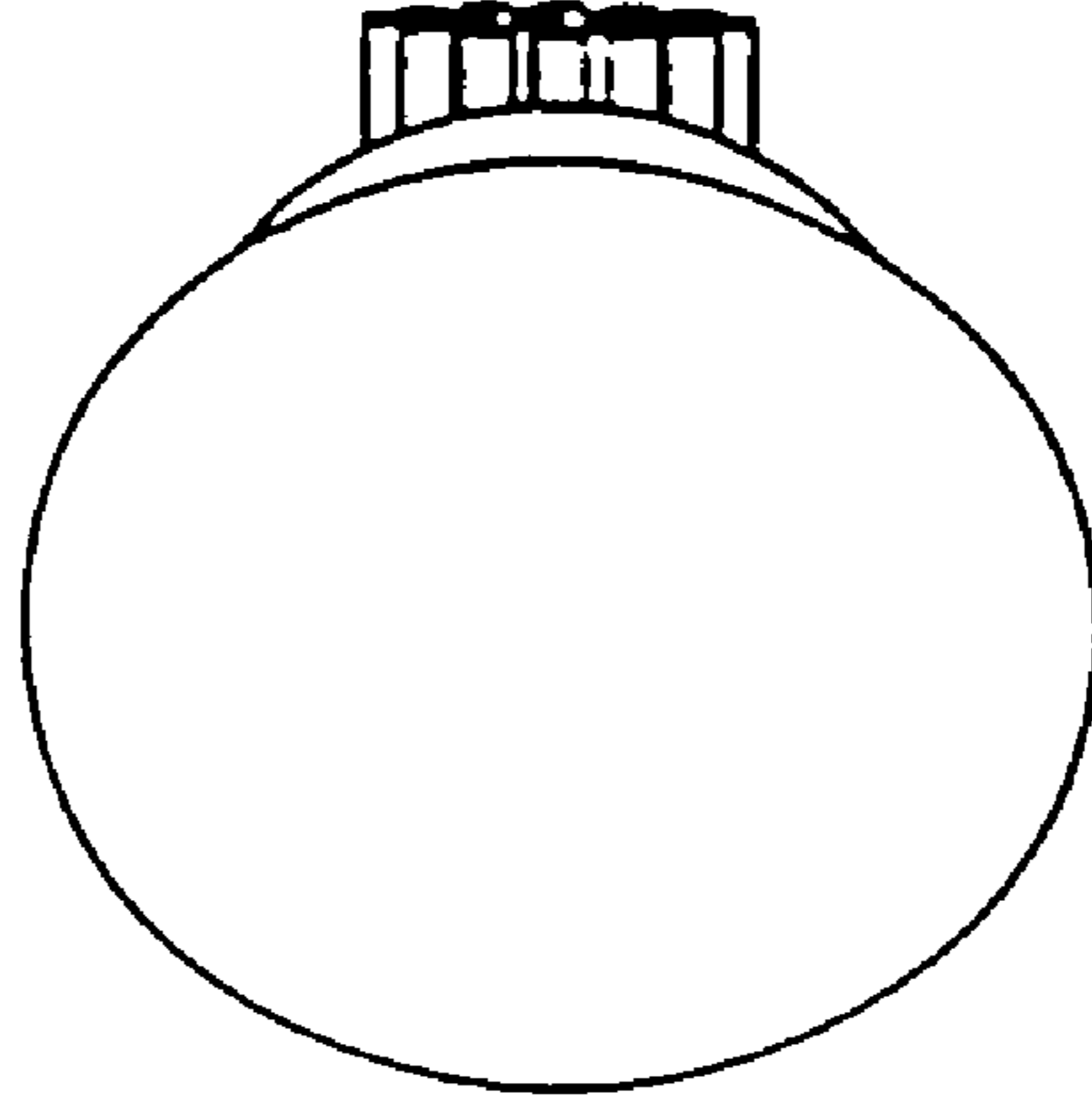


FIG. 16