



US00D480555S

(12) **United States Design Patent**  
**Bledsoe**

(10) **Patent No.:** **US D480,555 S**

(45) **Date of Patent:** **\*\* Oct. 14, 2003**

(54) **BELT CARRIER FOR A PAIL**

(76) Inventor: **James F. Bledsoe**, 3019 Fairway Dr.,  
Floyds Knobs, IN (US) 47119

(\*\*) Term: **14 Years**

(21) Appl. No.: **29/168,645**

(22) Filed: **Oct. 4, 2002**

(51) **LOC (7) Cl.** ..... **03-01**

(52) **U.S. Cl.** ..... **D3/215; D3/228**

(58) **Field of Search** ..... **D3/215, 228, 229;**  
**D8/373, 354, 365, 349, 366, 371; 224/148.1-148.7;**  
**248/311.1 A, 300, 301, 317, 200, 217.3,**  
**312.1, 313, 311; 294/137**

(56) **References Cited**

**U.S. PATENT DOCUMENTS**

3,979,097 A	9/1976	Balne .....	248/211
D248,910 S *	8/1978	DeFilippo .....	D6/556
4,245,807 A *	1/1981	York .....	248/310
4,325,503 A	4/1982	Swinney .....	224/148
4,358,036 A *	11/1982	Maltais .....	224/667
4,491,293 A	1/1985	Tibbs .....	248/211
D291,044 S	7/1987	Canning .....	D7/620
4,919,317 A	4/1990	Luedtke .....	224/151
5,016,791 A	5/1991	Burow .....	224/148
5,176,302 A	1/1993	Smith .....	224/252
5,325,991 A	7/1994	Williams .....	220/739
6,045,017 A	4/2000	Connell .....	224/148.7
6,102,349 A *	8/2000	Hall .....	248/312.1
D463,255 S *	9/2002	Snyder .....	D8/373

**OTHER PUBLICATIONS**

Bledsoe, James F. Photographs (6) of a rigid (non-flexible) metallic version of a belt carrier for a pail used by the inventor in his painting business more than one year prior to the filing date of the present application. The front clip section of the device does not extend upward and inward from the connection with the intermediate section lower end, and none of the surfaces have a textured finish.

\* cited by examiner

*Primary Examiner*—Catherine R. Oliver  
(74) *Attorney, Agent, or Firm*—Jeffrey A. Haeblerlin;  
Middleton Reutlinger

(57) **CLAIM**

The ornamental design for a belt carrier for a pail, as shown and described.

**DESCRIPTION**

FIG. 1 is a perspective view of a belt carrier for a pail showing my design.


FIG. 2 is another perspective view, taken from a different perspective, thereof.

FIG. 3 is a side elevational view thereof; and,

FIG. 4 is another side elevational view thereof, further showing in broken line representation the belt carrier for a pail supporting a pail from a user's belt.

The broken line showing of environmental structure in FIG. 4 is for illustrative purposes only and forms no part of the claimed design.

**1 Claim, 4 Drawing Sheets**



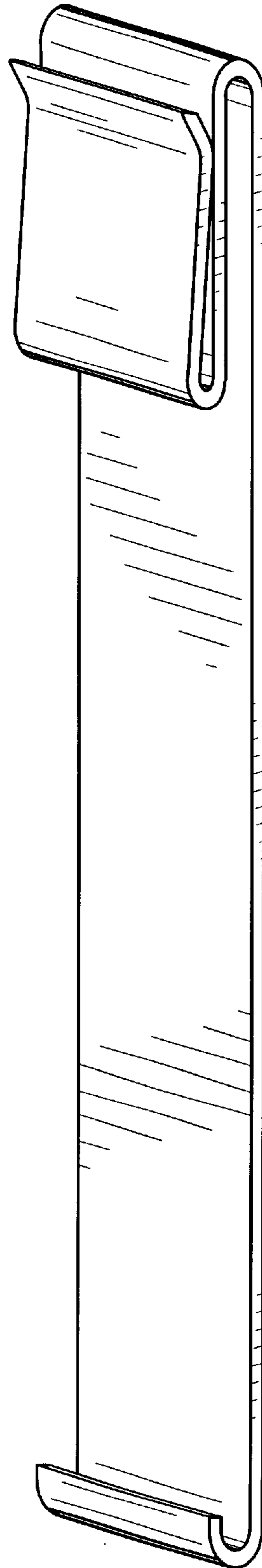


FIG. 1

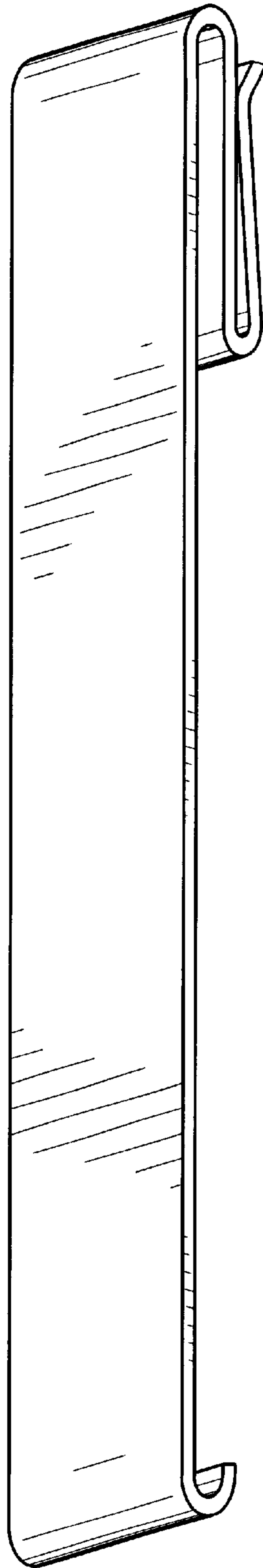


FIG. 2




FIG. 3

FIG. 4

