



US00D480550S

(12) **United States Design Patent**
Urie et al.

(10) **Patent No.:** **US D480,550 S**
(45) **Date of Patent:** **** Oct. 14, 2003**

(54) **FOOTWEAR UPPER**

(75) Inventors: **Grant A. Urie**, Shelburne, VT (US);
Manon Belley, Laval (CA)

(73) Assignee: **Wolverine World Wide, Inc.**,
Rockford, MI (US)

(**) Term: **14 Years**

(21) Appl. No.: **29/170,925**

(22) Filed: **Nov. 13, 2002**

(51) **LOC (7) Cl.** **02-99**

(52) **U.S. Cl.** **D2/969**

(58) **Field of Search** D2/896, 902, 907,
D2/908, 943, 944, 946, 969, 972-974;
36/45, 50.1, 77 M, 77 R, 83, 88, 113, 114,
126-130

(56) **References Cited**

U.S. PATENT DOCUMENTS

| | | | | | |
|------------|---|--------|---------|-------|--------|
| D348,976 S | * | 7/1994 | Van Noy | | D2/969 |
| D437,674 S | * | 2/2001 | Santa | | D2/908 |
| D444,623 S | * | 7/2001 | Wilson | | D2/969 |
| D475,185 S | * | 6/2003 | Adams | | D2/969 |

OTHER PUBLICATIONS

Wolverine 1997 Catalog, p. 28.

* cited by examiner

Primary Examiner—Dominic Simone

(74) *Attorney, Agent, or Firm*—Warner Norcross & Judd

(57) **CLAIM**

The ornamental design for footwear upper, as shown and described.

DESCRIPTION

FIG. 1 is a perspective view of the footwear upper embodying the new design;
FIG. 2 is a top plan view thereof;
FIG. 3 is a right side elevational view thereof;
FIG. 4 is a left side elevational view thereof;
FIG. 5 is a front elevational view thereof; and,
FIG. 6 is a rear elevational view thereof.
FIGS. 1-6 show portions of the upper and an outsole in broken lines. These portions of the upper and outsole are shown for environmental purposes and do not form any part of the claimed design.

1 Claim, 4 Drawing Sheets





Fig. 1

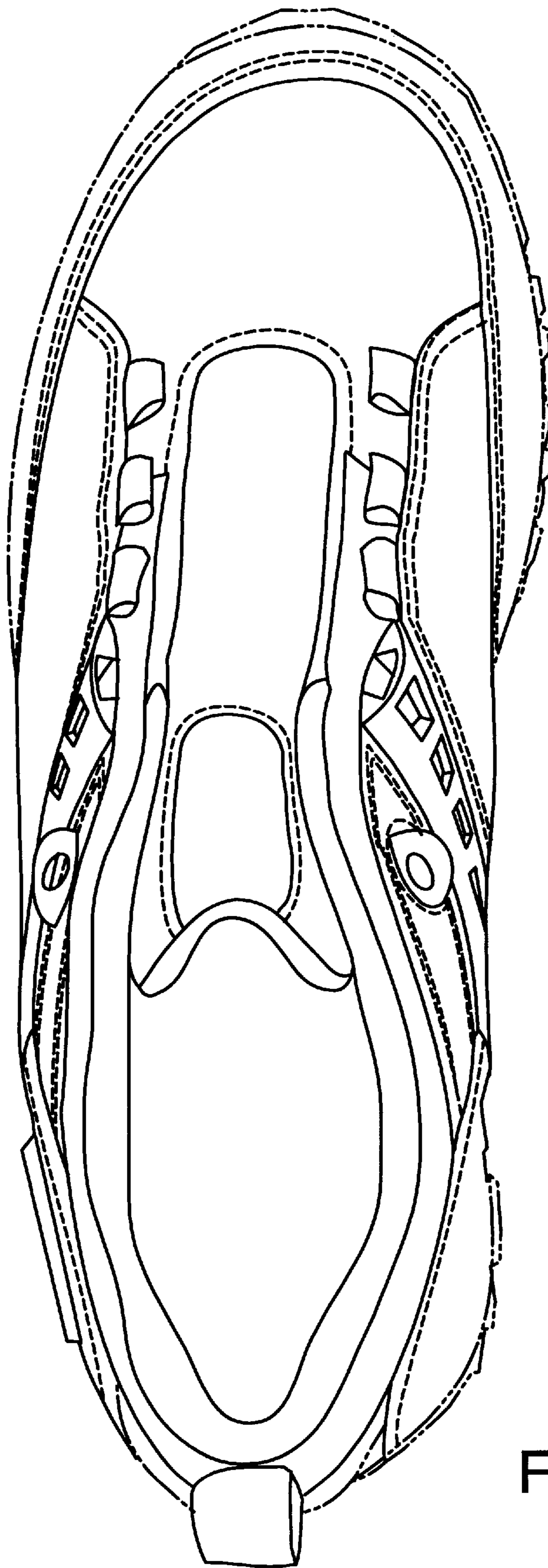


Fig.2




Fig. 3




Fig. 4

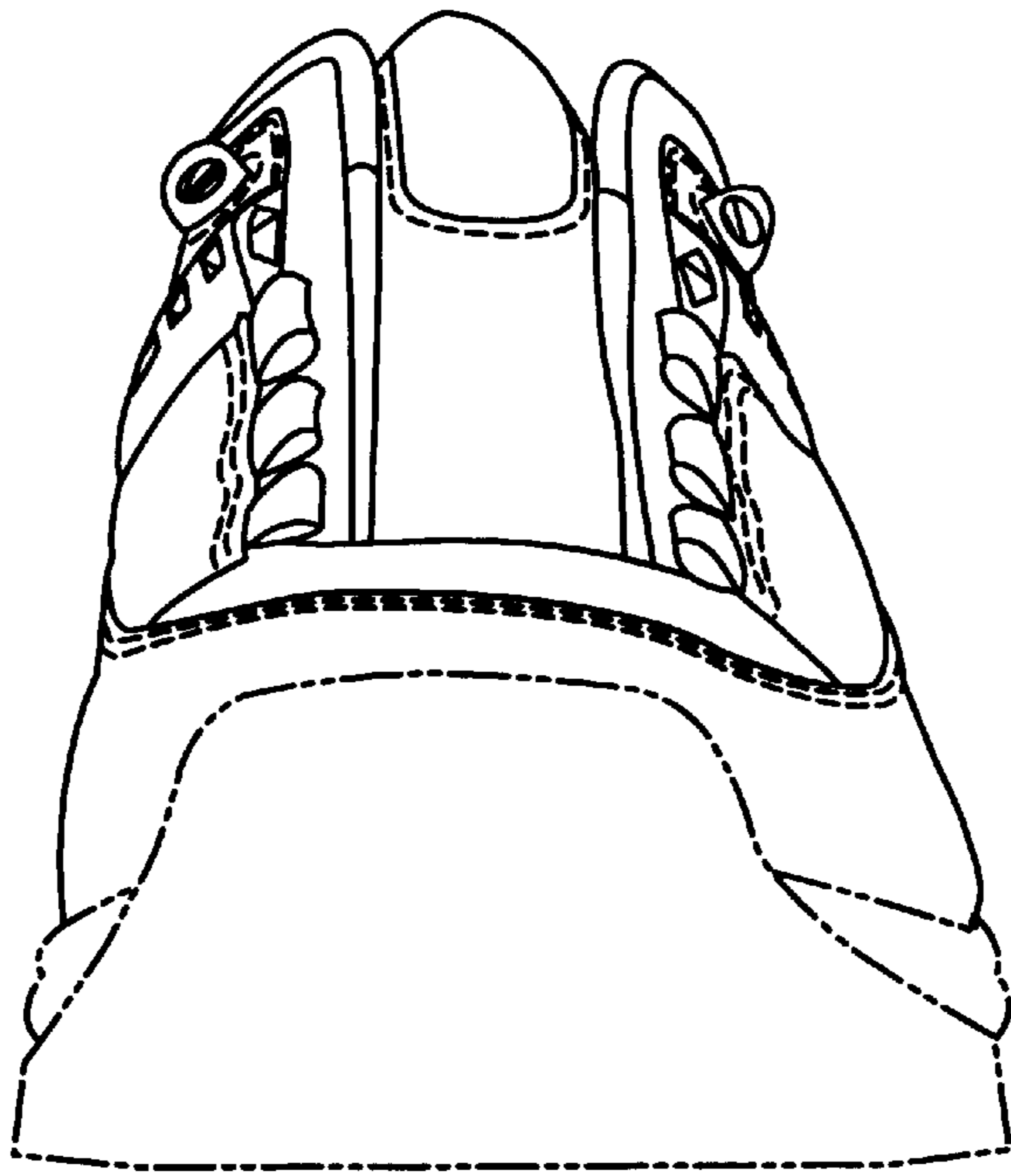


Fig. 5



Fig. 6