



US00D480525S

(12) **United States Design Patent**
Wendt

(10) **Patent No.:** **US D480,525 S**

(45) **Date of Patent:** **** Oct. 7, 2003**

(54) **IRON**

(75) Inventor: **Silke Wendt**, Hohne (DE)

(73) Assignee: **BSH Bosch und Siemens Hausgerate GmbH**, Munich (DE)

(**) Term: **14 Years**

(21) Appl. No.: **29/173,281**

(22) Filed: **Dec. 23, 2002**

(30) **Foreign Application Priority Data**

Jun. 27, 2002 (DE) 4 02 05 345

(51) **LOC (7) Cl.** **07-05**

(52) **U.S. Cl.** **D32/70**

(58) **Field of Search** D32/68-72; 38/74-75,
38/77.1, 77.2, 77.5, 77.6, 77.7, 77.8, 77.9,
88, 90, 93, 95; 219/245, 248, 254, 257

(56) **References Cited**

U.S. PATENT DOCUMENTS

D428,541 S * 7/2000 Bas D32/70
D435,950 S * 1/2001 Yang D32/70
D443,963 S * 6/2001 Gudfin D32/70
D459,045 S * 6/2002 Figur et al. D32/70

FOREIGN PATENT DOCUMENTS

JP 59-1444493 * 8/1984 D06F/75/18

OTHER PUBLICATIONS

WIPO DM/052928 Industrial Design Deposit, Aug. 22, 2000, [online], [retrieved on Mar. 6, 2003]. Retrieved from the Hague Industrial Designs Database using the Internet <URL: <http://ipdl.wipo.int/en/search/hag/search-bool.html>>.*

KAIBO [online]. Ningbo, China. Steam Iron—Item No. KB-5688, Jul. 15, 2001 [retrived on Mar. 7, 2003]. Retrived from the Internet: <URL: <http://web.archive.org/web/20010715182433.www.kaibo.com/a7>>.*

* cited by examiner

Primary Examiner—Alan P. Douglas

Assistant Examiner—Lavone D. Tabor

(74) *Attorney, Agent, or Firm*—Laurence A. Greenberg; Werner H. Stemer; Ralph E. Locher

(57) **CLAIM**

The ornamental design for an iron, as shown and described.

DESCRIPTION

FIG. 1 is a front, left, top perspective view of the iron;

FIG. 2 is a left-side view thereof;

FIG. 3 is a right-side view thereof;

FIG. 4 is a top view thereof;

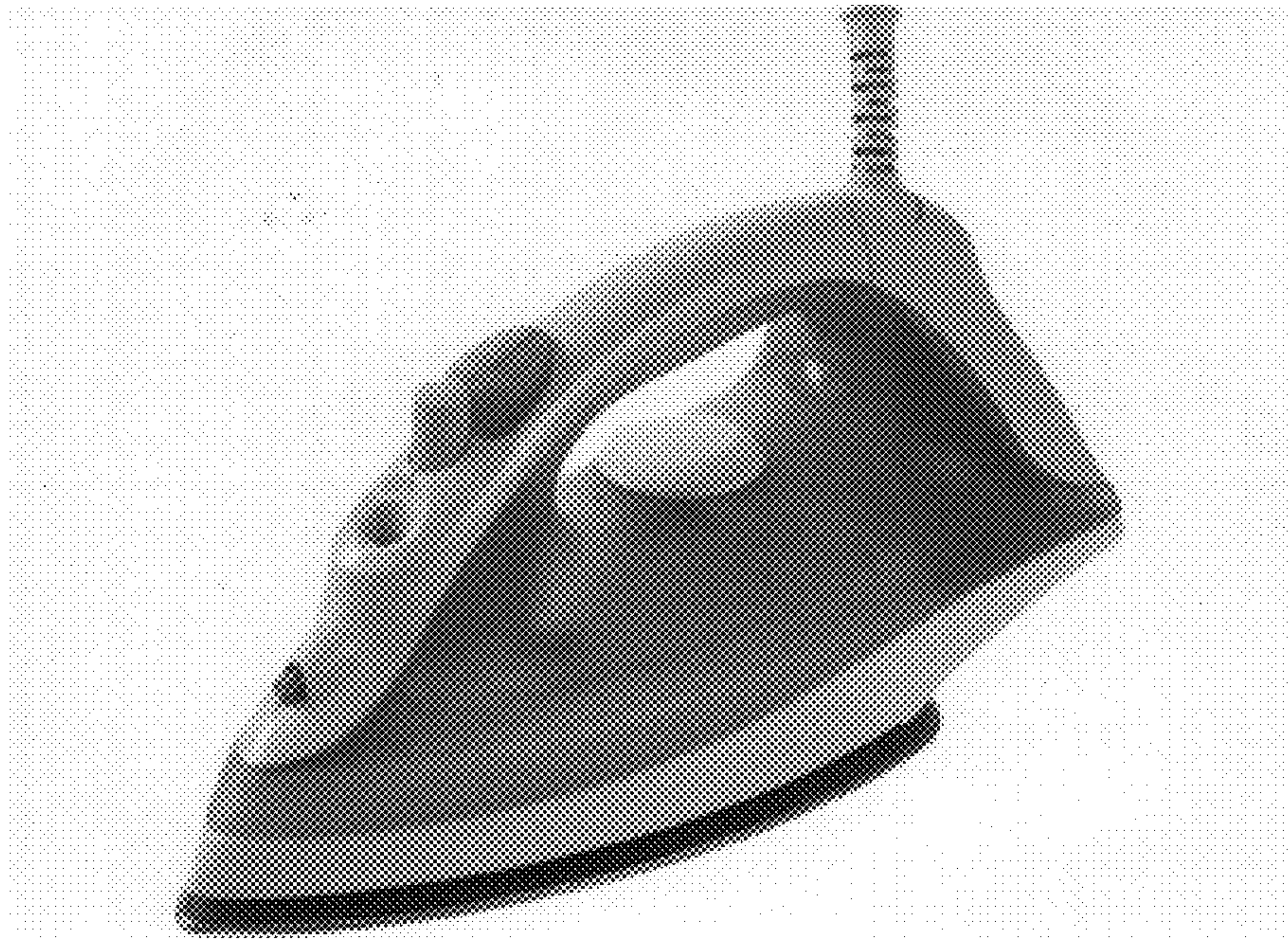
FIG. 5 is a bottom, left, rear perspective view thereof;

FIG. 6 is a bottom view thereof;

FIG. 7 is a front view thereof; and,

FIG. 8 is a rear view thereof.

1 Claim, 4 Drawing Sheets



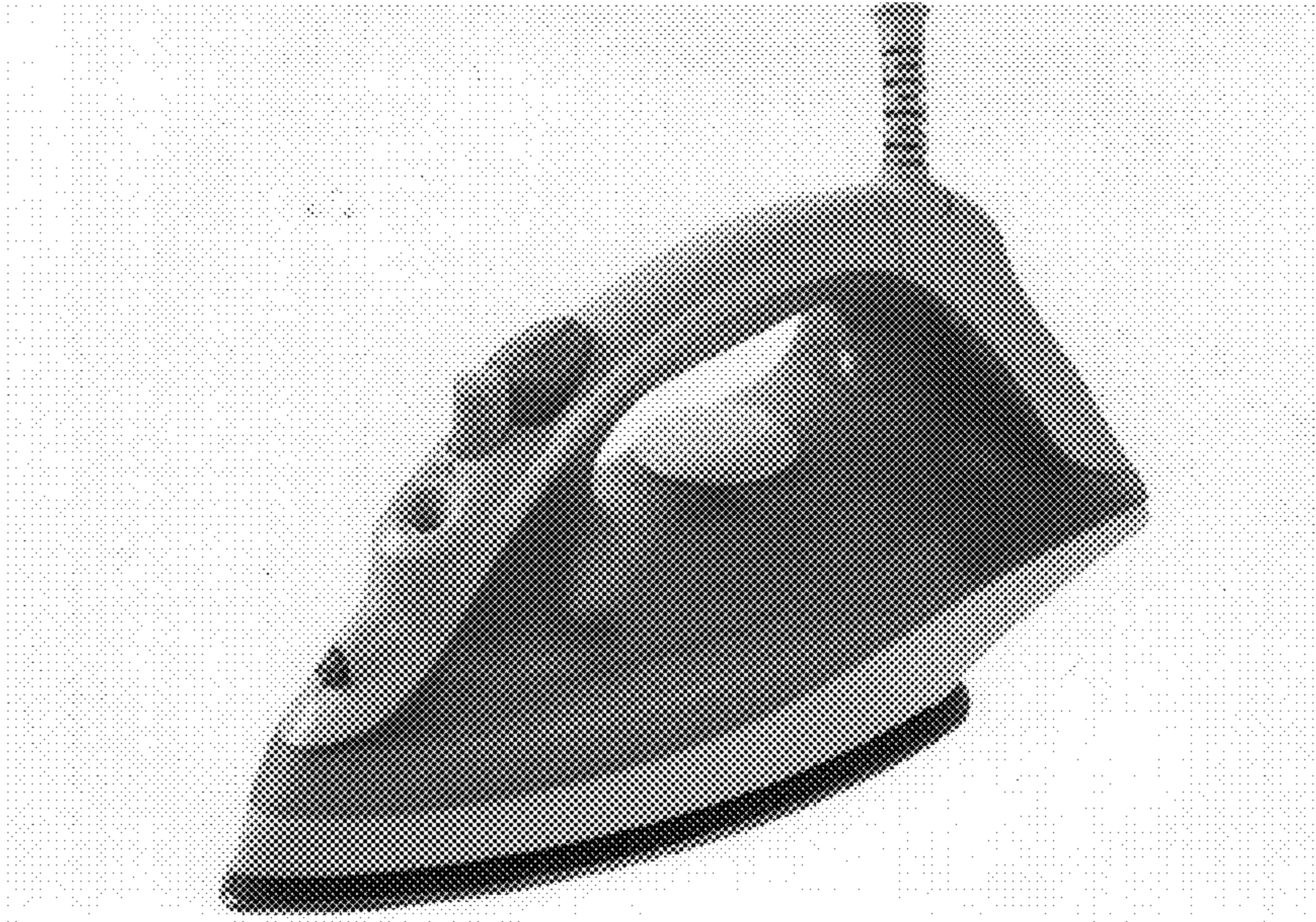


FIG. 1




FIG. 2




FIG. 3

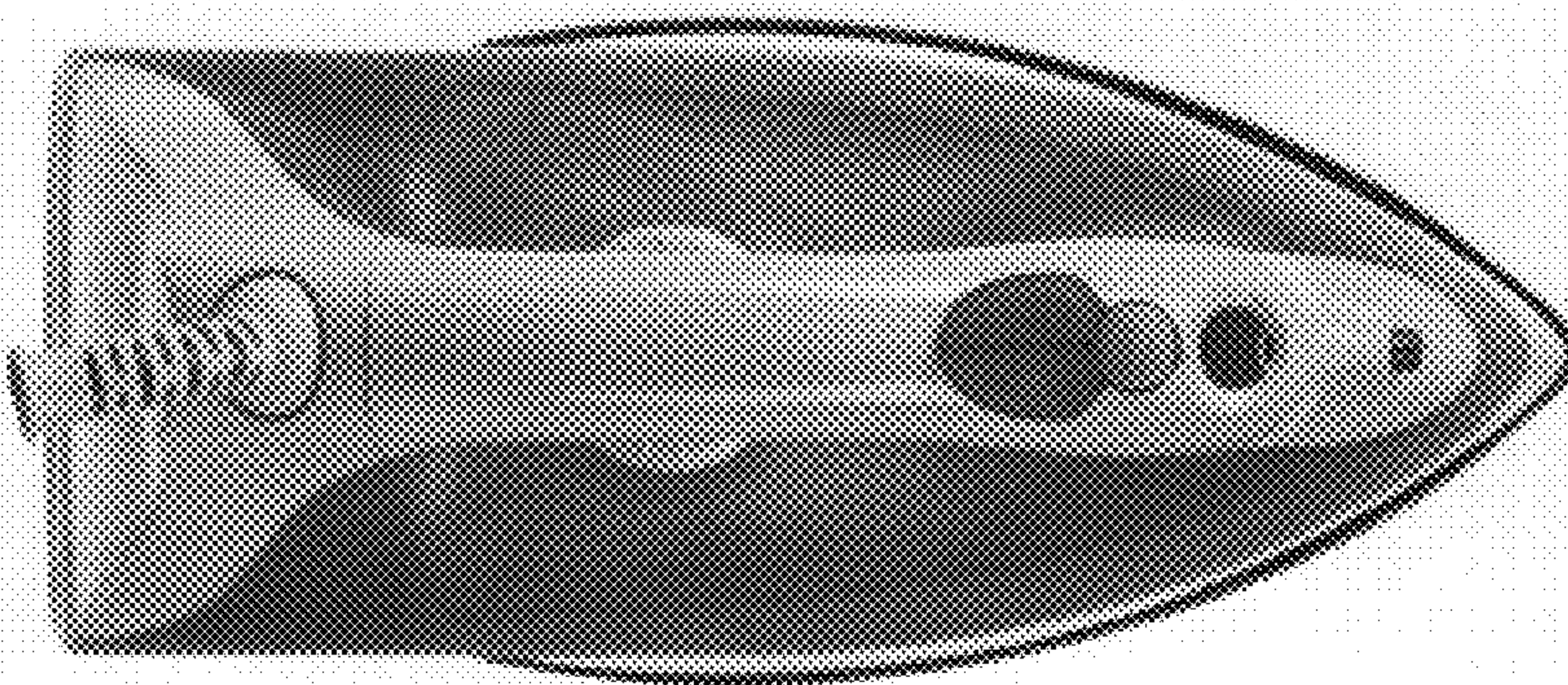


FIG. 4




FIG. 5




FIG. 6




FIG. 7

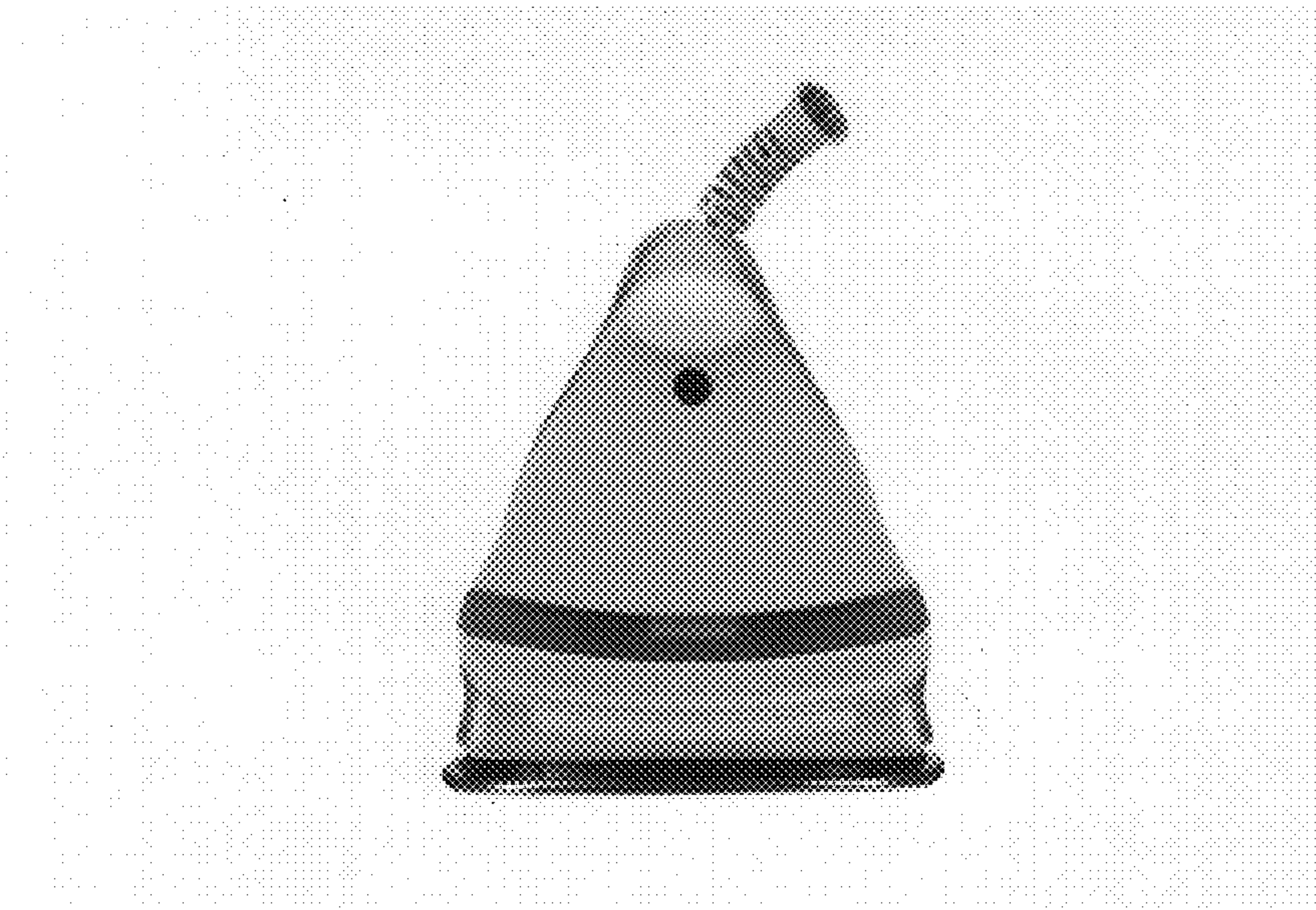


FIG. 8