



US00D480524S

(12) **United States Design Patent**
Wendt

(10) **Patent No.:** **US D480,524 S**

(45) **Date of Patent:** **** Oct. 7, 2003**

(54) **IRON**

6,396,027 B1 * 5/2002 Wu 219/248
D466,260 S * 11/2002 Wu D32/69

(75) Inventor: **Silke Wendt, Hohne (DE)**

OTHER PUBLICATIONS

(73) Assignee: **BSH Bosch und Siemens Hausgeräte GmbH, Munich (DE)**

Hong Kong Enterprise, vol. 10, Oct. 1998, Travel Spray/Dry Iron—Item No. B82, p. 308.*

(**) Term: **14 Years**

* cited by examiner

(21) Appl. No.: **29/173,282**

Primary Examiner—Alan P. Douglas

Assistant Examiner—Lavone D. Tabor

(22) Filed: **Dec. 23, 2002**

(74) *Attorney, Agent, or Firm*—Laurence A. Greenberg; Werner H. Stemer; Ralph E. Locher

(30) **Foreign Application Priority Data**

Jun. 27, 2002 (DE) 402 05 347

(57) **CLAIM**

The ornamental design for an iron, as shown and described.

(51) **LOC (7) Cl.** **07-05**

DESCRIPTION

(52) **U.S. Cl.** **D32/69**

(58) **Field of Search** D32/68–72; 38/74–75, 38/77.1, 77.2, 77.5, 77.6, 77.7, 77.8, 77.9, 88, 90, 93, 95; 219/245, 248, 254, 257

FIG. 1 is a front, left, top perspective view of the iron; FIG. 2 is a left-side view thereof; FIG. 3 is a right-side view thereof; FIG. 4 is a top view thereof; FIG. 5 is a bottom, left, rear view thereof; FIG. 6 is a bottom view thereof; FIG. 7 is a front view thereof; and, FIG. 8 is a rear view thereof.

(56) **References Cited**

U.S. PATENT DOCUMENTS

D236,078 S * 7/1975 Shalvoy D32/69
D369,005 S * 4/1996 Stützer et al. D32/70
D415,865 S * 10/1999 Littmann et al. D32/70
D435,325 S * 12/2000 Stützer et al. D32/70

1 Claim, 4 Drawing Sheets





FIG. 1




FIG. 2




FIG. 3




FIG. 4



FIG. 5




FIG. 6




FIG. 7




FIG. 8