



US00D480522S

(12) **United States Design Patent**
Sasaki et al.

(10) **Patent No.:** **US D480,522 S**

(45) **Date of Patent:** **** Oct. 7, 2003**

- (54) **CLEANER FOR SOLDERING IRON**
- (75) Inventors: **Yasuhiro Sasaki, Osaka (JP);
Toshinobu Ishihara, Osaka (JP)**
- (73) Assignee: **Hakko Corporation, Osaka (JP)**
- (**) Term: **14 Years**
- (21) Appl. No.: **29/164,637**
- (22) Filed: **Jul. 30, 2002**
- (30) **Foreign Application Priority Data**
Mar. 29, 2002 (JP) 2002-008507
- (51) **LOC (7) Cl.** **08-99**
- (52) **U.S. Cl.** **D32/35**
- (58) **Field of Search** D32/1, 35; D8/14,
D8/30, 71, 90; D9/504, 526, 529; D19/77,
84, 85; D28/73-76; 15/210.1, 229.13; 219/230,
242; D34/1, 7-9, 11; 206/361; 220/910;
228/19, 53, 57; 248/117.1, 117.2, 117.3,
176.2; D3/201, 203, 205

- D272,309 S * 1/1984 Walser D32/1
- D291,067 S * 7/1987 Minoat D3/302
- 5,123,202 A * 6/1992 Tanisake
- D459,550 S * 6/2002 Ng D28/73

OTHER PUBLICATIONS

Copy of Front Cover and p. 37 of Hakko Corp.'s Catalogue
Published in Jun. 1999, Hakko Soldering Iron Tip Cleaner
and Holder—Item Nos. 599 & 601.

* cited by examiner

Primary Examiner—Alan P. Douglas

Assistant Examiner—Lavone D. Tabor

(74) *Attorney, Agent, or Firm*—Michael D. Bednarek;
Shaw Pittman LLP

(57) **CLAIM**

The ornamental design for a cleaner for soldering iron, as
shown and described.

DESCRIPTION

FIG. 1 is a perspective view of a cleaner for soldering iron;
FIG. 2 is a front view thereof;
FIG. 3 is a rear view thereof;
FIG. 4 is a left side view thereof, right side view being a
mirror image;
FIG. 5 is a top view thereof; and,
FIG. 6 is a bottom view thereof.

The portions in broken lines is shown for illustrative pur-
poses only and forms no part of the claimed design.

(56) **References Cited**
U.S. PATENT DOCUMENTS

- D123,212 S * 10/1940 Lumley D34/1
- D195,116 S * 4/1963 Race D8/14
- 3,609,791 A * 10/1971 Siegel et al. 15/229.13 X
- D222,931 S * 2/1972 Nigro D9/526
- 3,917,147 A * 11/1975 Vanyi 228/19
- 3,948,678 A * 4/1976 Dezzani 15/210.1 X

1 Claim, 4 Drawing Sheets

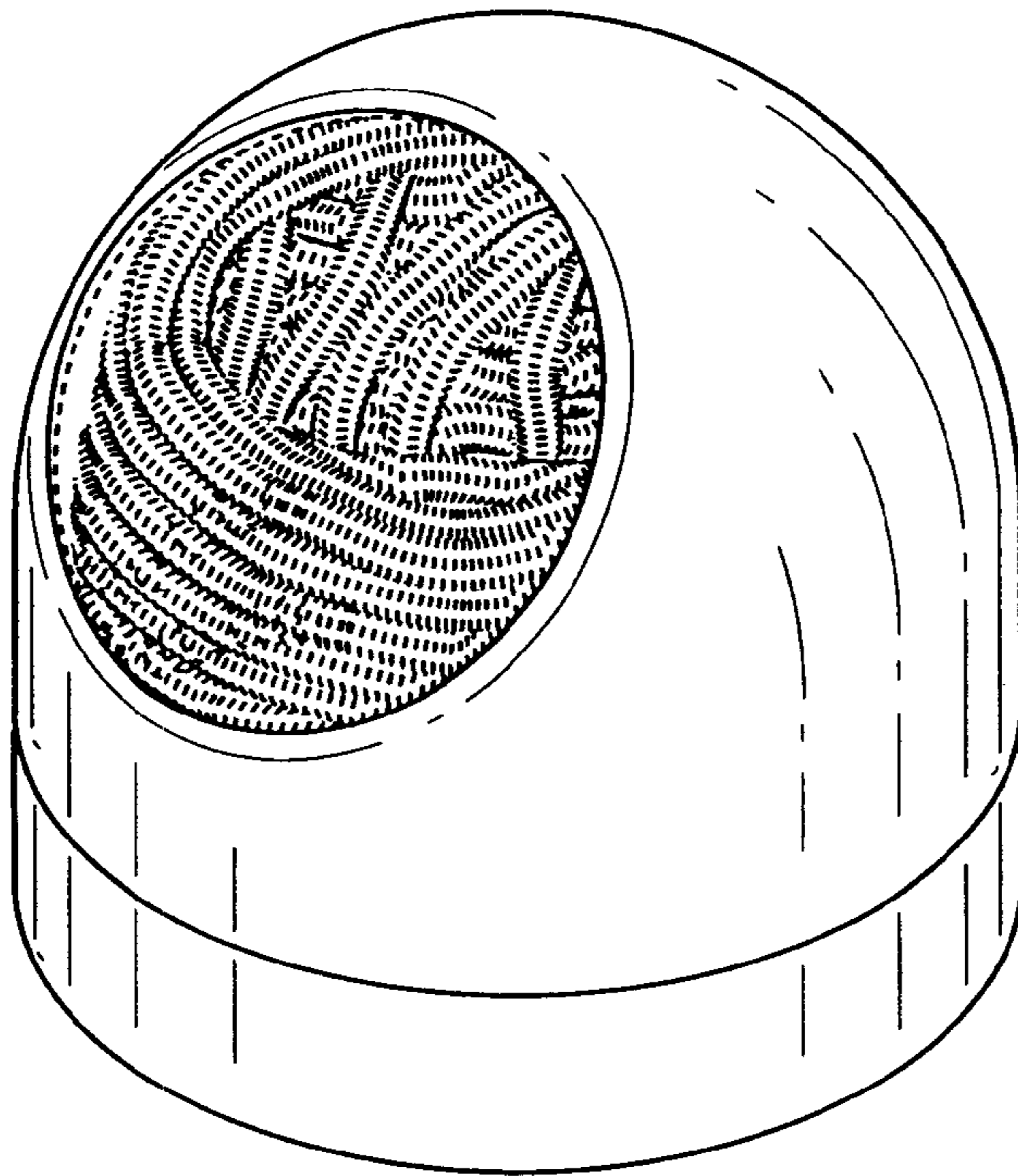


FIG. 1

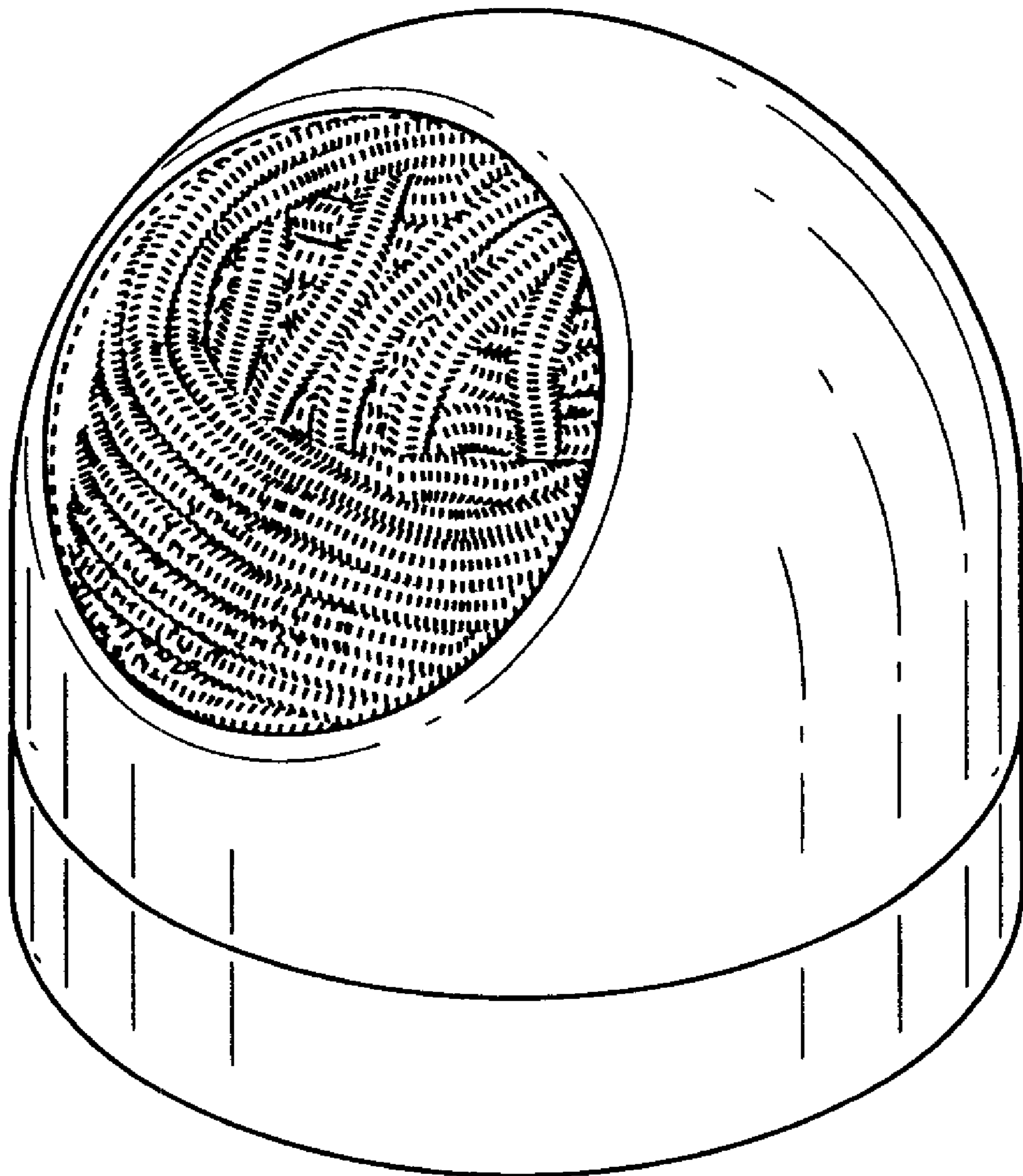


FIG. 2

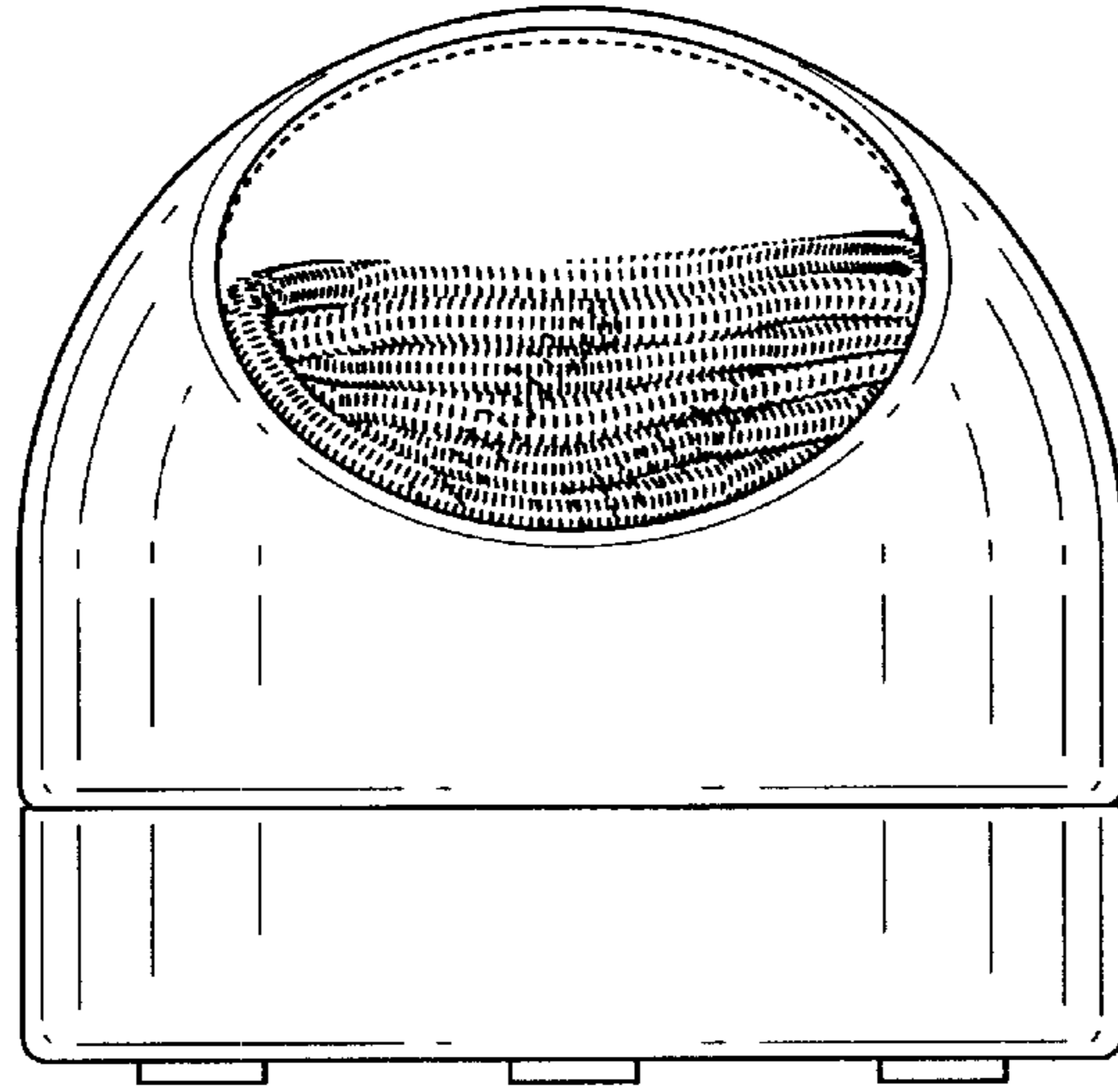


FIG. 3

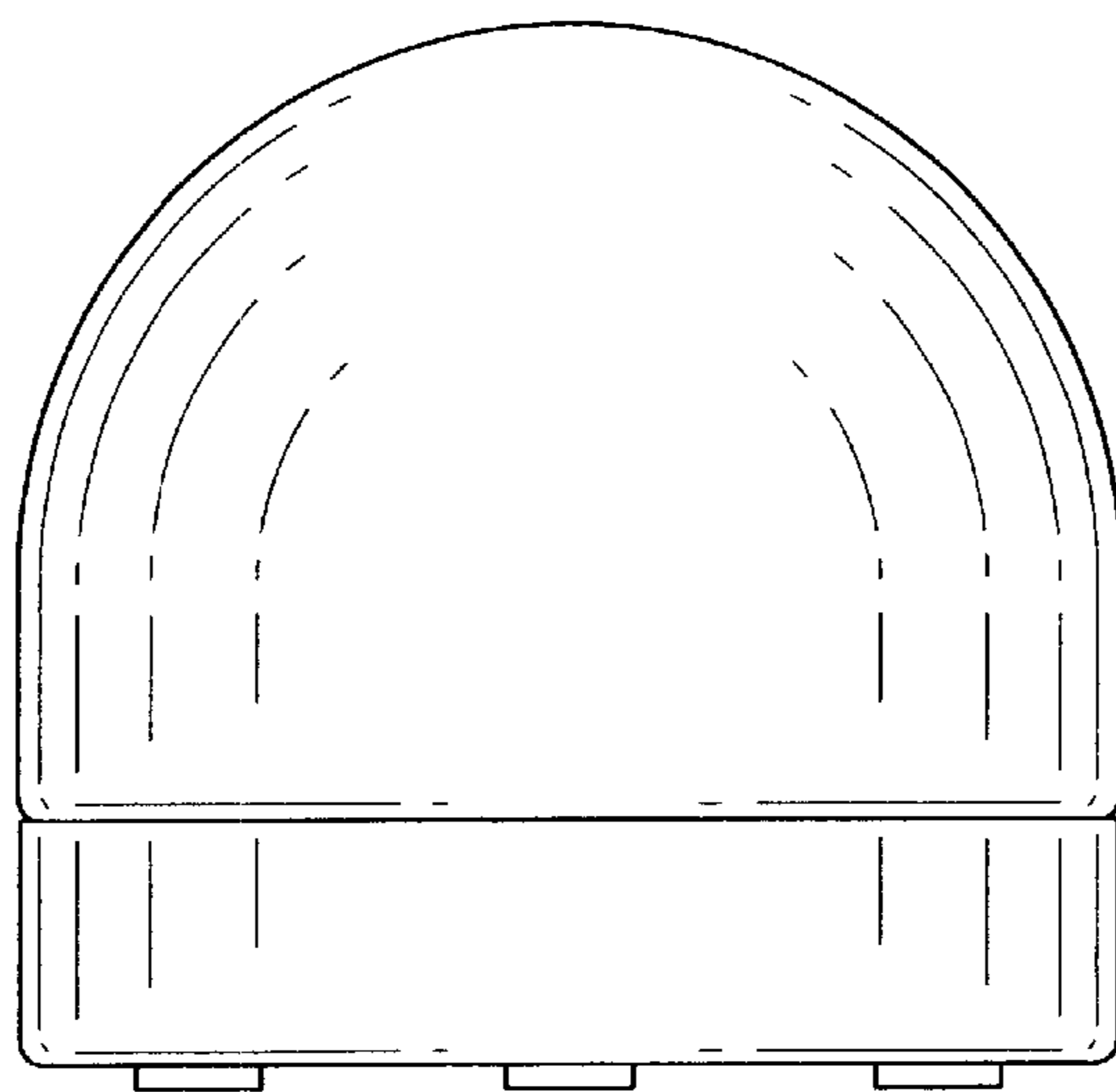


FIG. 4

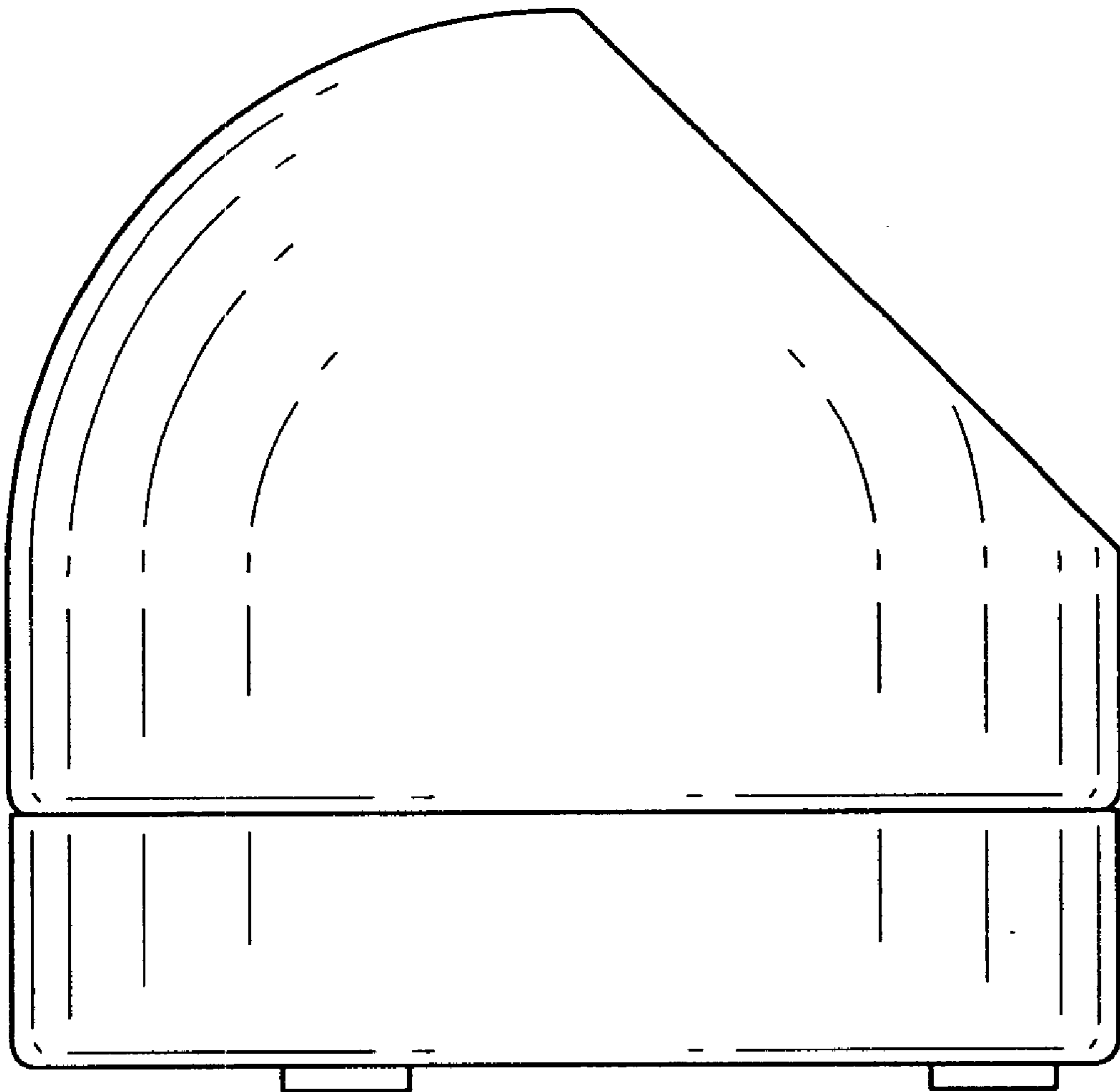


FIG. 5

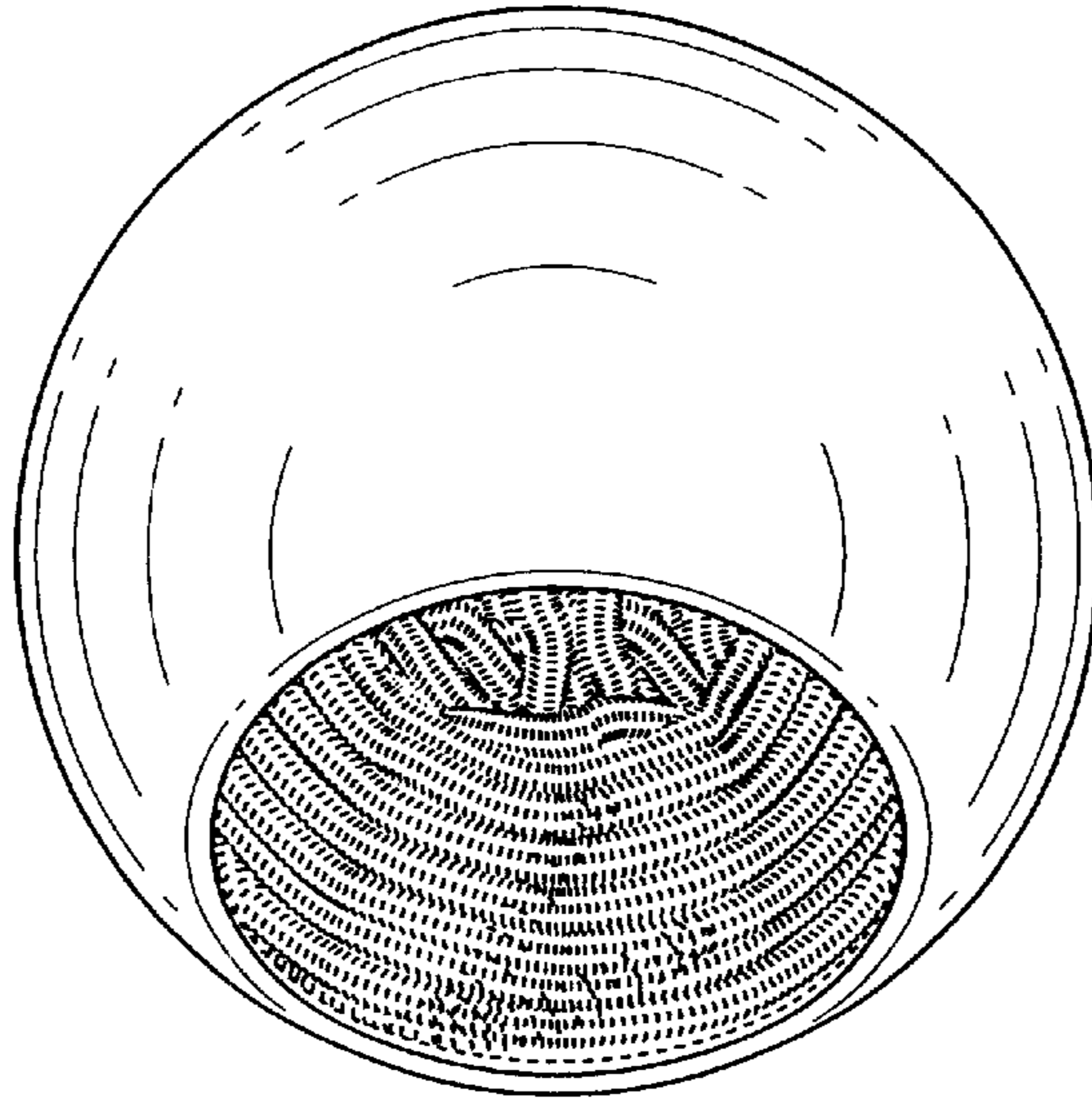


FIG. 6

