



US00D480515S

(12) **United States Design Patent**
Heyek

(10) **Patent No.:** **US D480,515 S**

(45) **Date of Patent:** **** Oct. 7, 2003**

(54) **SCALLOPED SQUIRREL BAFFLE**

(75) Inventor: **Erwin J. Heyek**, Chicago, IL (US)

(73) Assignee: **ERVA Tool & Mfg. Co., Inc.**, Chicago, IL (US)

(**) Term: **14 Years**

(21) Appl. No.: **29/157,133**

(22) Filed: **Mar. 14, 2002**

(51) **LOC (7) Cl.** **30-03**

(52) **U.S. Cl.** **D30/124**

(58) **Field of Search** D30/124, 199,
D30/125-128; D13/118; 119/464, 484,
467, 475, 478, 51.01, 51.03, 51.5, 52.1,
52.2, 57.8, 57.9, 72, 52.3, 174; D9/444,
447

(56) **References Cited**

U.S. PATENT DOCUMENTS

D316,518 S	*	4/1991	Hoyt	D9/447
5,048,461 A	*	9/1991	Wessner	119/52.3
D357,458 S		4/1995	Tisbo		
D365,989 S	*	1/1996	Wacker	D9/444
D440,360 S		4/2001	Nylen		
D441,505 S		5/2001	Nylen		
D441,922 S		5/2001	Nylen		
D449,719 S		10/2001	Nylen		

OTHER PUBLICATIONS

Woodlink catalog, 2000, pp. 22, 23.

ERVA catalog, 1994-95, p. 1.

* cited by examiner

Primary Examiner—Pamela Burgess

(74) *Attorney, Agent, or Firm*—Olson & Hierl, Ltd.

(57) **CLAIM**

The ornamental design for a scalloped squirrel baffle, as shown and described.

DESCRIPTION

FIG. 1 is a perspective view of a scalloped squirrel baffle showing my new design;

FIG. 2 is a top plan view thereof;

FIG. 3 is a bottom plan view thereof;

FIG. 4 is a front elevational view thereof;

FIG. 5 is a right side elevational view thereof;

FIG. 6 is a perspective view of a second embodiment of a scalloped squirrel baffle showing my new design;

FIG. 7 is a top plan view thereof;

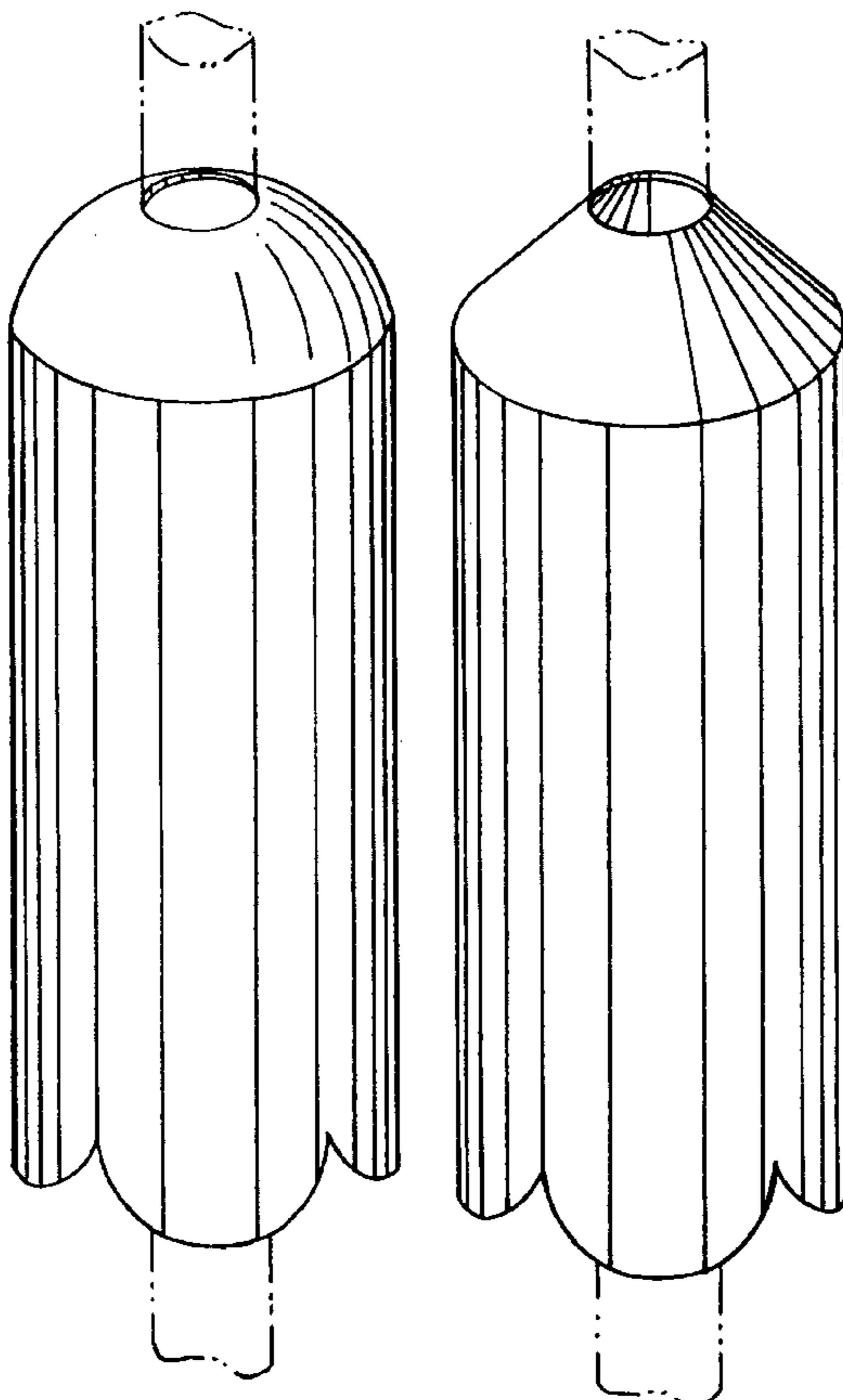
FIG. 8 is a bottom plan view thereof;

FIG. 9 is a front elevational view thereof; and,

FIG. 10 is a right side elevational view thereof.

The broken lines shown in FIGS. 1 and 6 are for illustrative purposes only and form no part of the claimed design.

1 Claim, 4 Drawing Sheets






FIG. 1

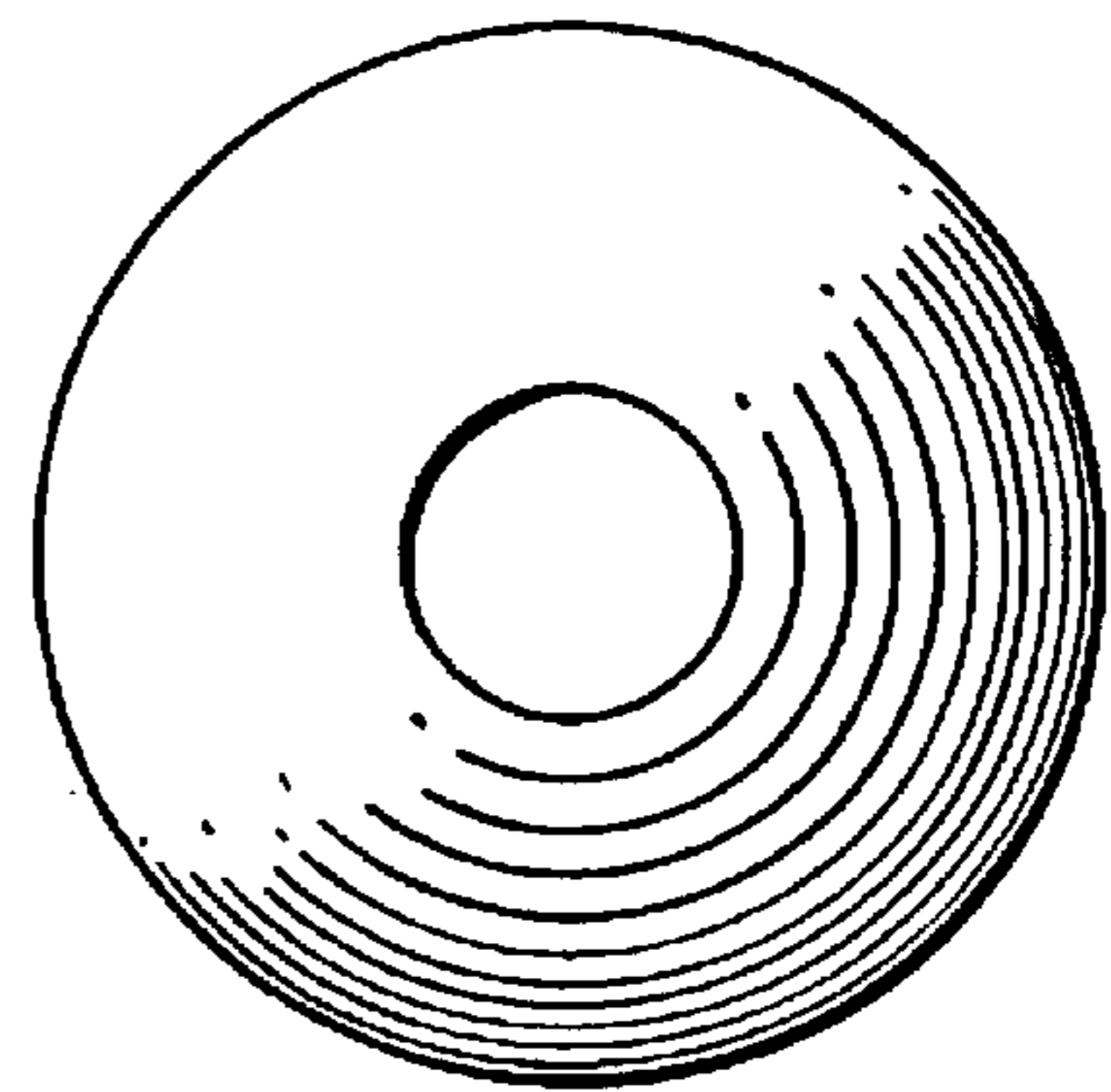


FIG. 2

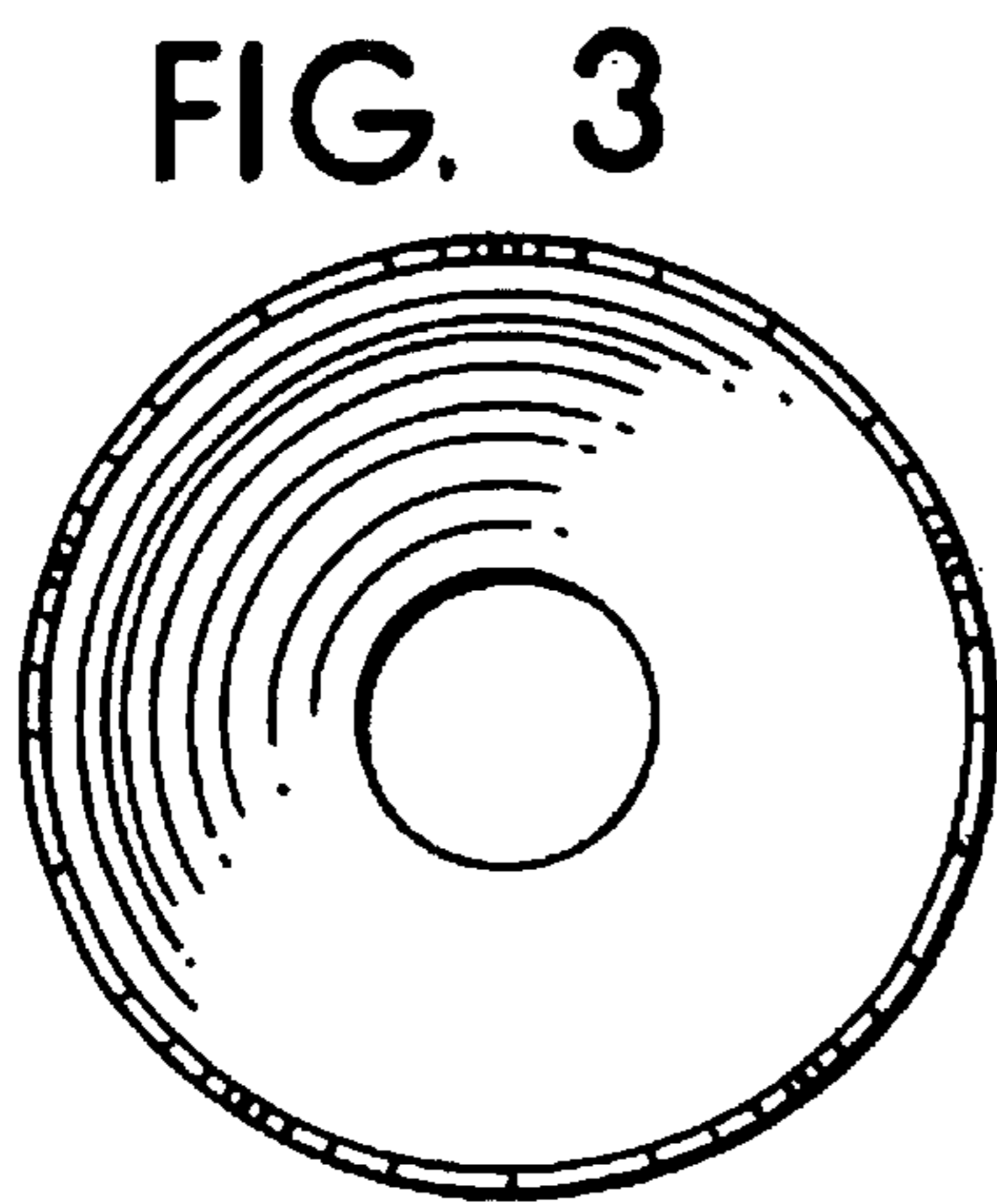


FIG. 3





FIG. 4

FIG. 5






FIG. 6

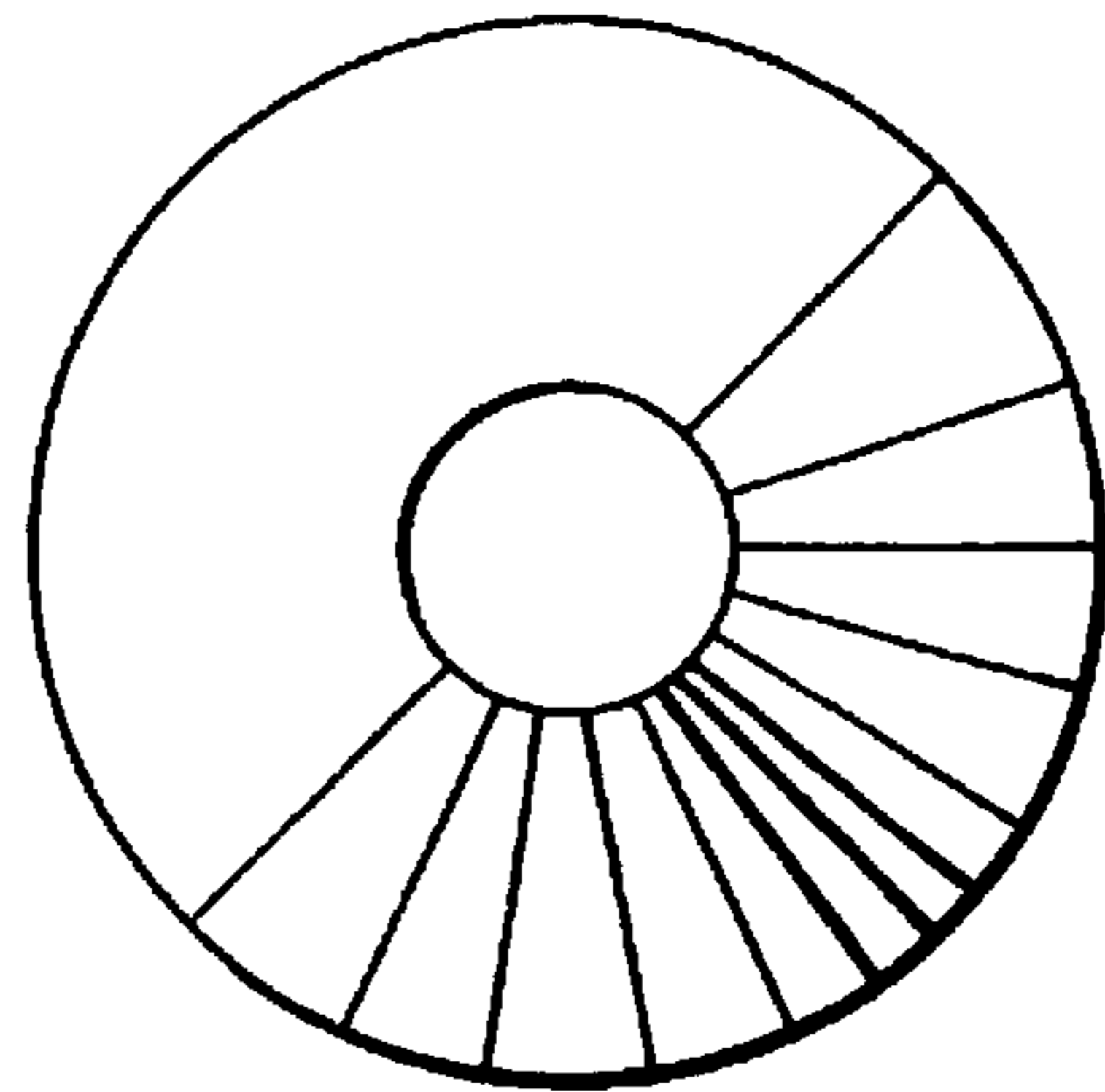


FIG. 7

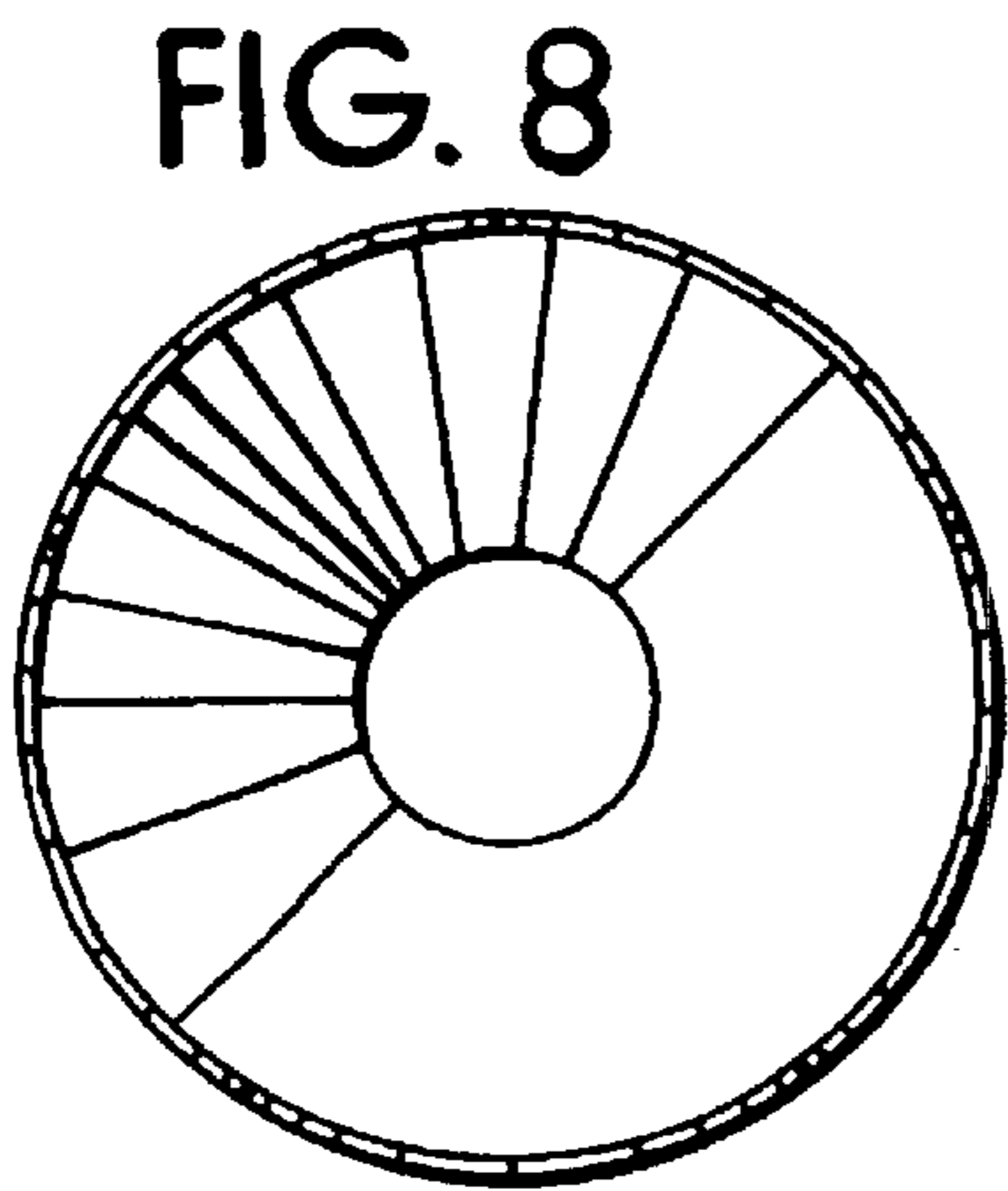


FIG. 8




FIG. 9

FIG. 10

