



US00D480494S

(12) **United States Design Patent**
Targetti

(10) **Patent No.:** **US D480,494 S**

(45) **Date of Patent:** **** Oct. 7, 2003**

(54) **LIGHTING FIXTURE**

(75) Inventor: **Paolo Targetti**, Florence (IT)

(73) Assignee: **Targetti Sankey S.p.A.**, Florence (IT)

(**) Term: **14 Years**

(21) Appl. No.: **29/166,044**

(22) Filed: **Aug. 20, 2002**

(30) **Foreign Application Priority Data**

Feb. 20, 2002 (IT) FI02O0008

(51) **LOC (7) Cl.** **26-05**

(52) **U.S. Cl.** **D26/72; D26/77**

(58) **Field of Search** D26/72, 75-78,
D26/118, 119, 121, 122, 152; 362/215,
217-225, 260, 291, 342, 354

(56) **References Cited**

U.S. PATENT DOCUMENTS

- 3,215,828 A * 11/1965 Bonvallet et al. 362/218
- D246,203 S * 10/1977 Harris D26/75
- 4,059,754 A * 11/1977 Lewin 362/217

- 4,494,175 A * 1/1985 Gawad et al. 362/150
- D378,860 S * 4/1997 Galletly D26/77
- 6,247,828 B1 * 6/2001 Herst 362/217

* cited by examiner

Primary Examiner—Clare E. Heflin

(74) *Attorney, Agent, or Firm*—Steinberg & Raskin, P.C.;
Grant E. Pollack

(57) **CLAIM**

The ornamental design of a lighting fixture, as shown and described.

DESCRIPTION

FIG. 1 is a top plan view of a specific, illustrative lighting fixture the bottom plan view being identical;
 FIG. 2 is a left side view of the lighting fixture of FIG. 1, the right side view being identical;
 FIG. 3 is a front view of the lighting fixture of FIG. 1, the rear view being identical; and,
 FIGS. 4 and 5 are perspective views of the lighting fixture of FIG. 1, in different mounting configurations.
 The broken lines shown on the drawings are for illustrative purposes only and form no part of the claimed design.

1 Claim, 3 Drawing Sheets

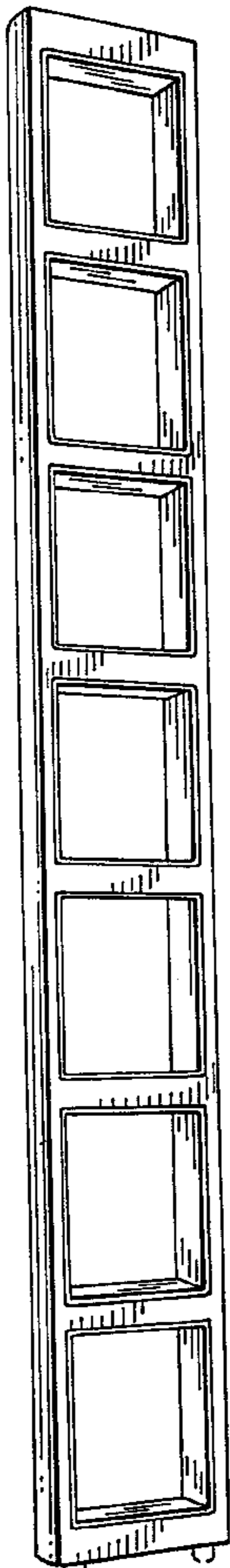


FIG. 1




FIG. 2




FIG. 3

FIG. 4

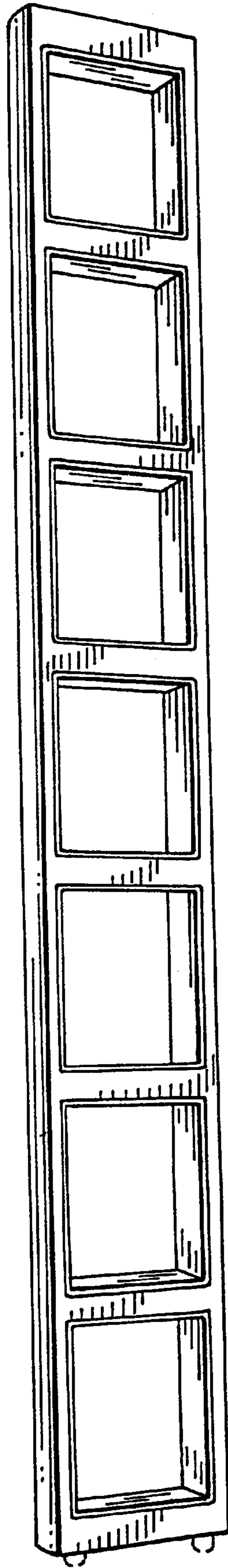


FIG. 5

