



US00D480469S

(12) **United States Design Patent**  
**DeLese**

(10) **Patent No.:** **US D480,469 S**

(45) **Date of Patent:** **\*\* Oct. 7, 2003**

(54) **DECORATIVE COVER FOR A CEILING FAN  
BLADE**

*Primary Examiner*—Lisa Lichtenstein

(76) **Inventor:** **David J. DeLese**, Rte. #24 E. Adams  
St., McAdoo, PA (US) 18237

(\*\*) **Term:** **14 Years**

(21) **Appl. No.:** **29/162,010**

(22) **Filed:** **Jun. 6, 2002**

(51) **LOC (7) Cl.** ..... **23-04**

(52) **U.S. Cl.** ..... **D23/411**

(58) **Field of Search** ..... D23/411, 413,  
D23/377, 379, 385; 416/5, 62, 146 R; 150/154,  
165

(56) **References Cited**

**U.S. PATENT DOCUMENTS**

4,832,572 A \* 5/1989 Prucha et al. .... 416/146 R  
5,947,686 A \* 9/1999 Keyes ..... 416/61  
D453,219 S \* 1/2002 Godfrey ..... D23/411

\* cited by examiner

(57) **CLAIM**

The ornamental design for a decorative cover for a ceiling fan blade, as shown and described.

**DESCRIPTION**

FIG. 1 is a front elevational view of a decorative cover for a ceiling fan blade showing my new design;

FIG. 2 is a rear elevational view thereof;

FIG. 3 is a side view, taken from the left side of FIG. 1;

FIG. 4 is a side view, taken from the right side of FIG. 1; and,

FIG. 5 is a top plan view thereof; the bottom plan view being a mirror image thereof.

The broken line showing of wording in FIG. 2 is for illustrative purposes only and forms no part of the claimed design.

The fragmentary showing of a mesh pattern in FIGS. 1–5 represents fabric and is understood to extend uniformly throughout the areas represented.

**1 Claim, 2 Drawing Sheets**





FIG. 1

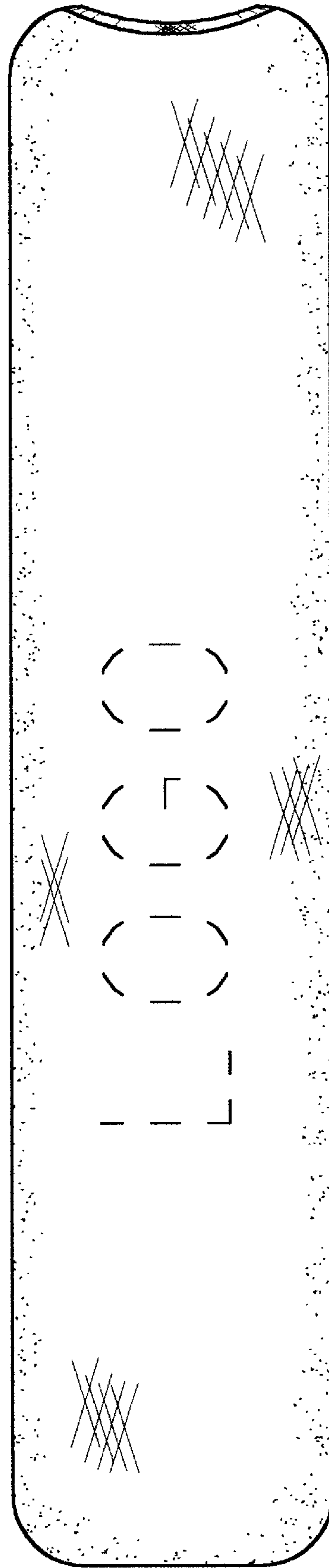


FIG. 2



FIG. 3




FIG. 4

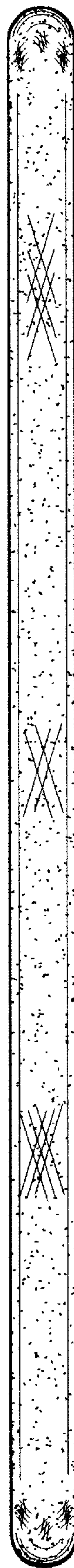


FIG. 5