



US00D480460S

(12) **United States Design Patent**
Priestman

(10) **Patent No.:** **US D480,460 S**

(45) **Date of Patent:** **** Oct. 7, 2003**

(54) **RADIATOR**

(75) Inventor: **Paul D. Priestman**, London (GB)

(73) Assignee: **Priestman Goode Limited** (GB)

(**) Term: **14 Years**

(21) Appl. No.: **29/151,139**

(22) Filed: **Nov. 2, 2001**

(65) **Prior Publication Data**

(65)

(30) **Foreign Application Priority Data**

May 3, 2001 (GB) 2101616

(51) **LOC (7) Cl.** **23-03**

(52) **U.S. Cl.** **D23/330; D23/314**

(58) **Field of Search** D23/330, 314,
D23/332; D8/499; 237/71, 73, 70; 392/320,
481, 314, 435; 211/89.01, 106, 120; D6/566,
546, 548; 165/53; 267/167; 219/521

(56) **References Cited**

U.S. PATENT DOCUMENTS

120,479 A * 10/1871 Babbitt 237/70
287,099 A * 10/1883 Crane 237/70
376,318 A * 1/1888 Laudick 211/120
912,994 A * 2/1909 Conrad 392/481

D68,701 S * 11/1925 Hart D23/330
D90,960 S * 10/1933 Stevens D23/330
2,238,532 A * 4/1941 Nothe 211/120
2,605,907 A * 8/1952 Hirst 211/120
D258,529 S * 3/1981 Darnell
D324,620 S * 3/1992 Chalot D6/548
D412,630 S * 8/1999 Lowe D6/548
D460,892 S * 7/2002 Hoernig D6/546

FOREIGN PATENT DOCUMENTS

GB 2056314 8/1996

* cited by examiner

Primary Examiner—B. J. Bullock

(74) *Attorney, Agent, or Firm*—Wolff & Samson PC

(57) **CLAIM**

What is claimed is the ornamental design for a radiator, as shown and described.

DESCRIPTION

FIG. 1 is a perspective view of the radiator design of the present invention;
FIG. 2 is a front view thereof;
FIG. 3 is a rear view thereof;
FIG. 4 is a right side view thereof;
FIG. 5 is a left view thereof;
FIG. 6 is a bottom view thereof; and,
FIG. 7 is a top view thereof.

1 Claim, 2 Drawing Sheets

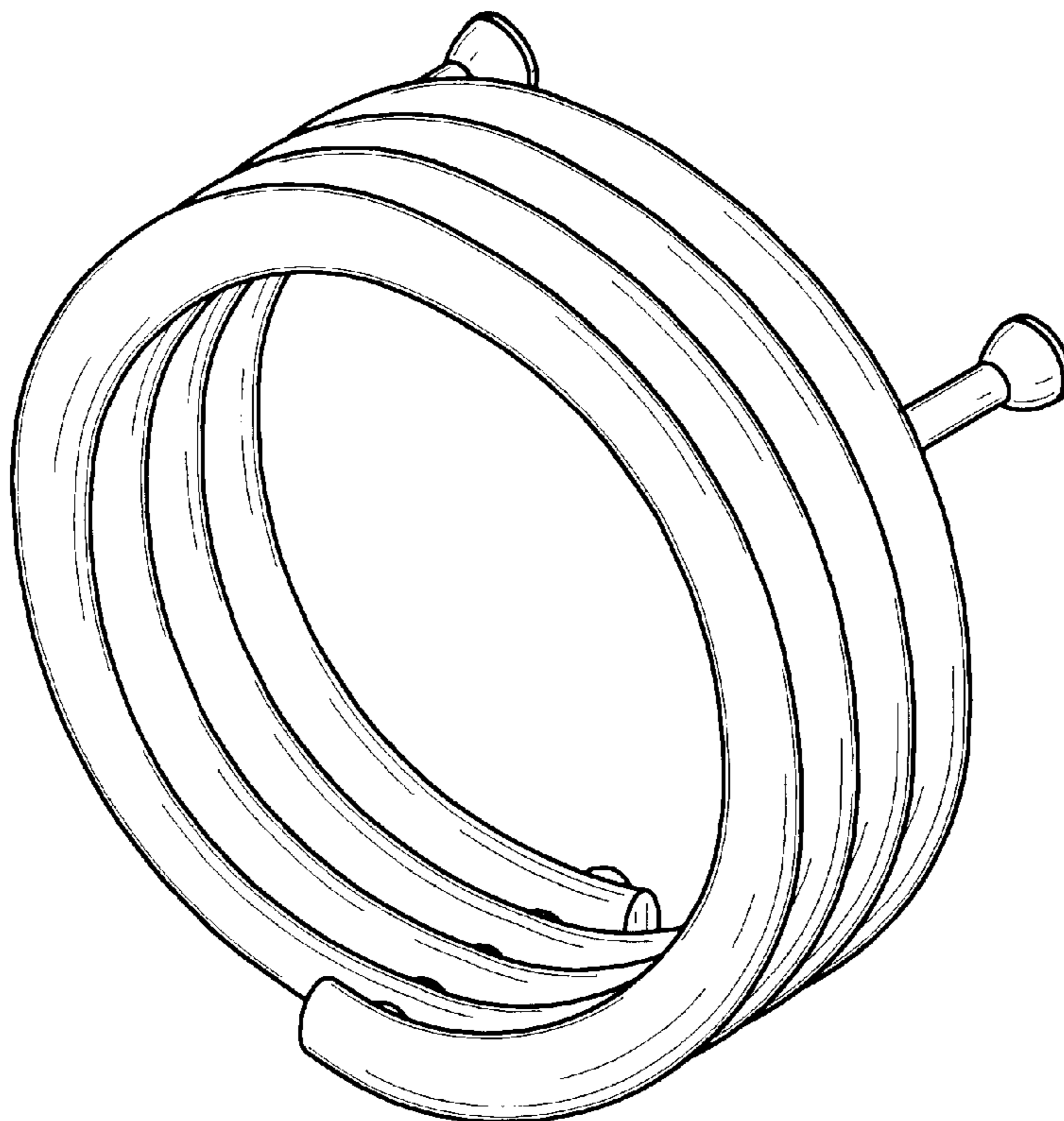


FIG. 1

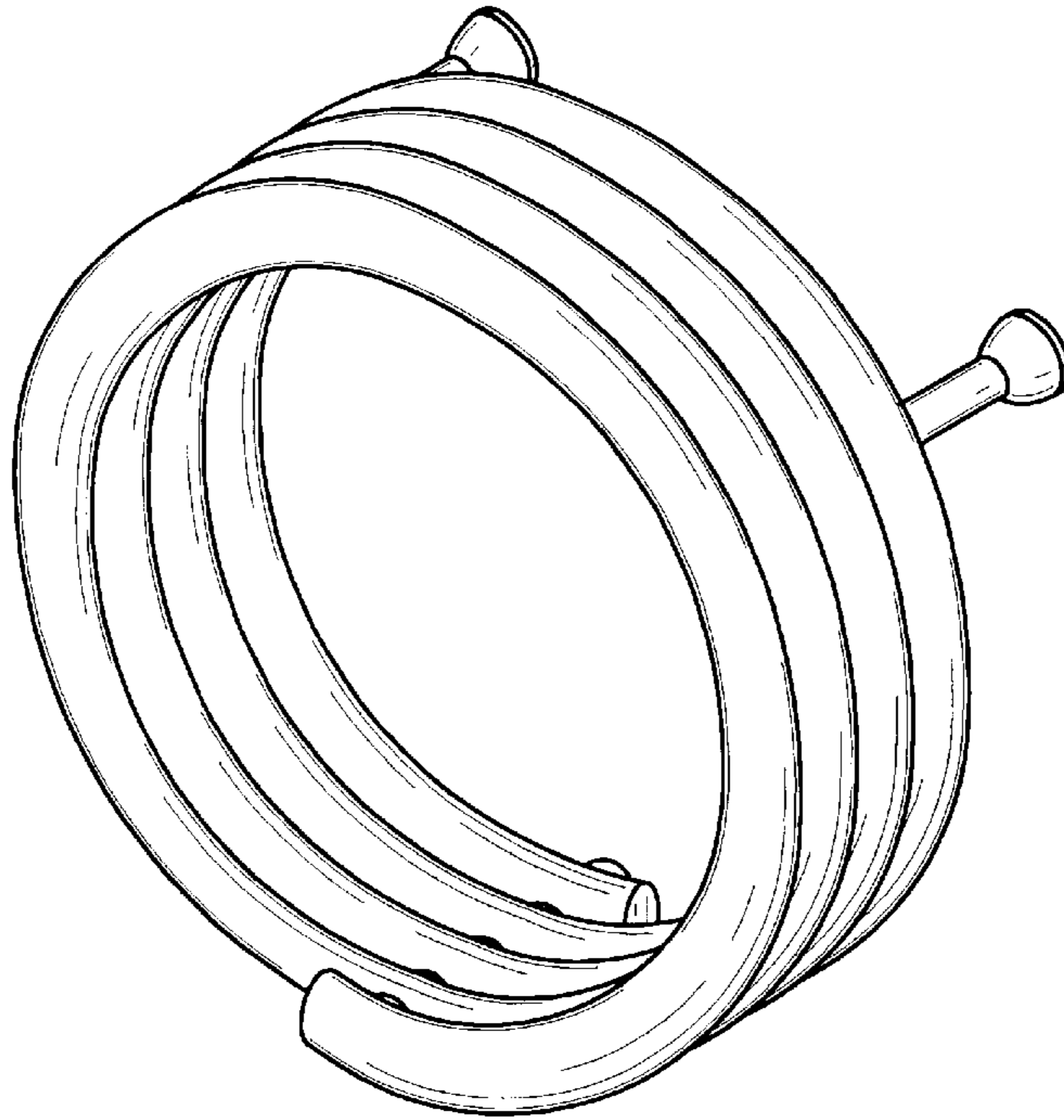


FIG. 2

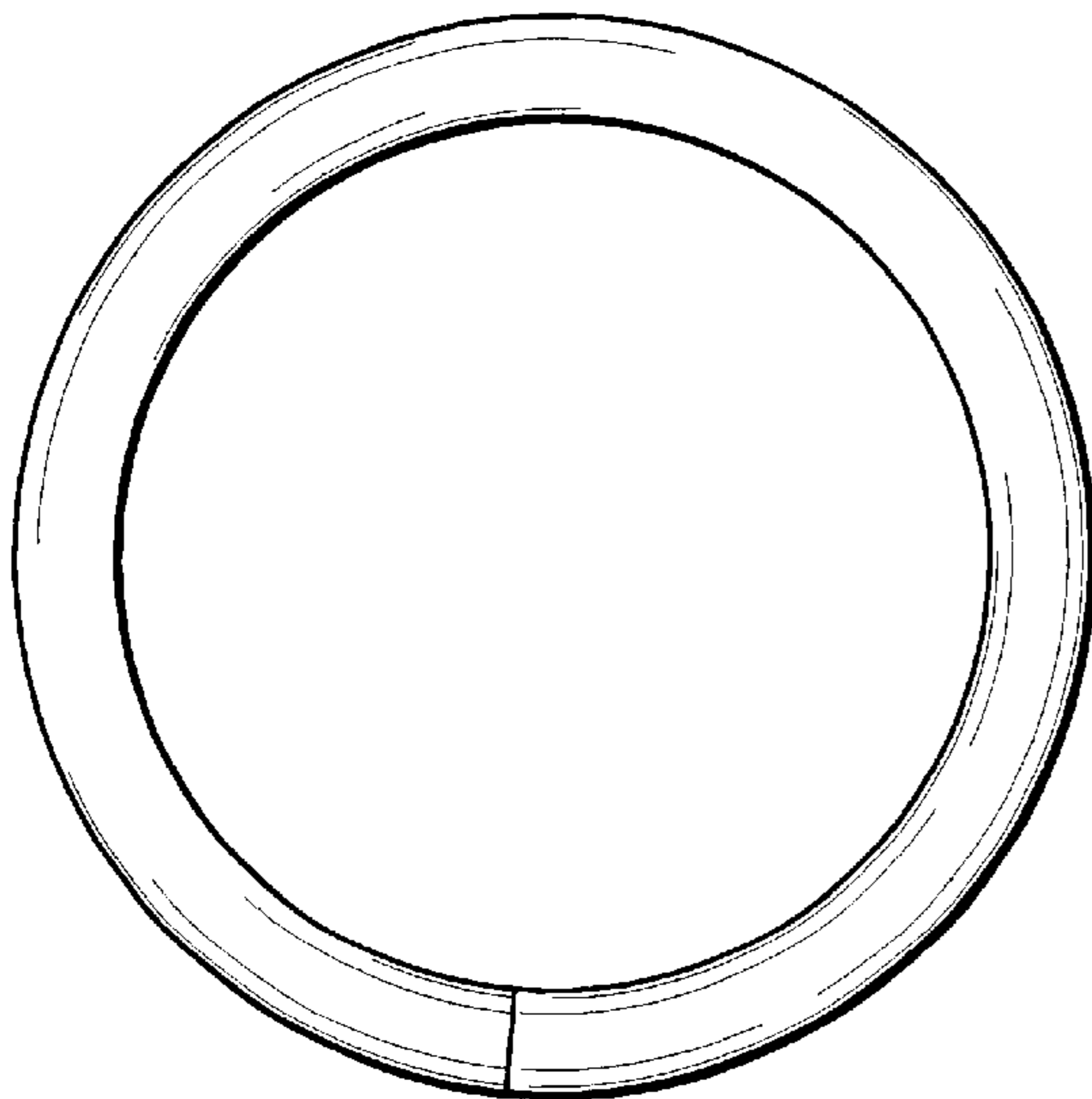


FIG. 3

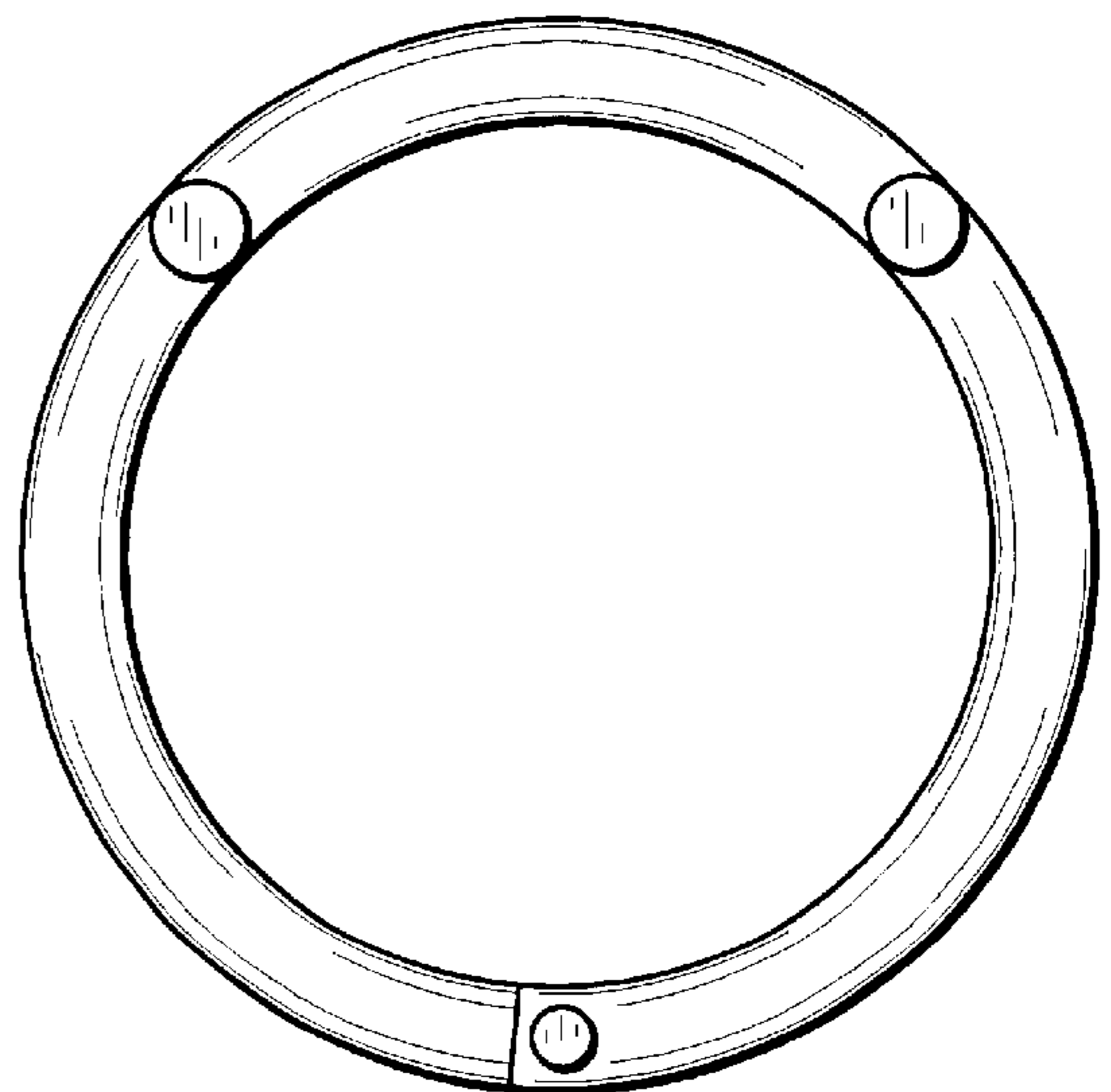


FIG. 4




FIG. 5




FIG. 6

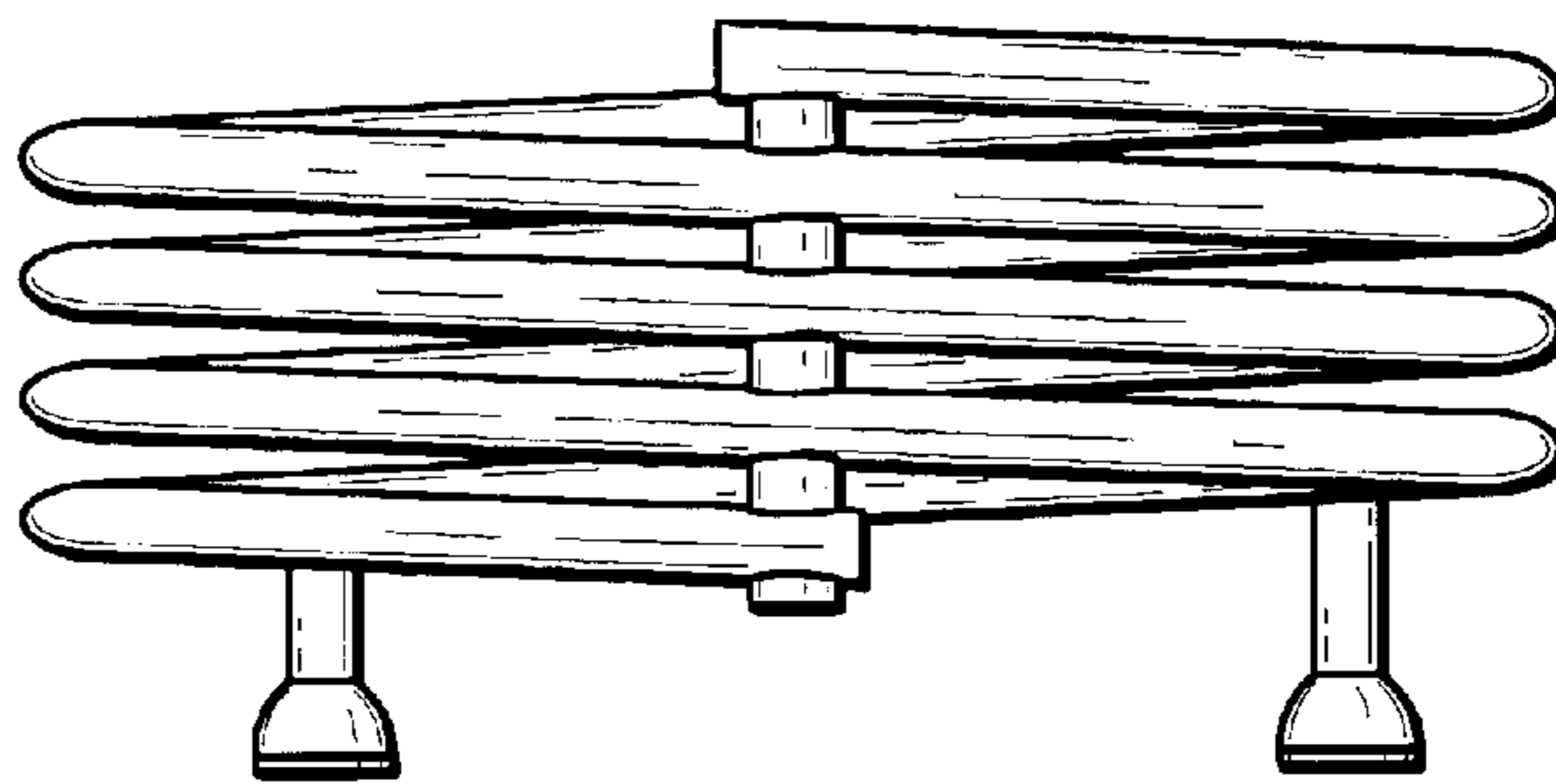


FIG. 7

