



US00D480444S

(12) **United States Design Patent**  
**Marchessault et al.**

(10) **Patent No.:** **US D480,444 S**

(45) **Date of Patent:** **\*\* Oct. 7, 2003**

(54) **GOLF BALL MARKER**

(76) Inventors: **Timothy Marchessault**, 1306 SE. 46<sup>th</sup>  
La., #2, Cape Coral, FL (US) 33904;  
**Robin Lee Marchessault**, 1306 SE.  
46<sup>th</sup> La., #2, Cape Coral, FL (US)  
33904

(\*\*) Term: **14 Years**

(21) Appl. No.: **29/162,400**

(22) Filed: **Jun. 14, 2002**

(51) **LOC (7) Cl.** ..... **21-02**

(52) **U.S. Cl.** ..... **D21/794**

(58) **Field of Search** ..... D21/789, 793,  
D21/794; 473/285, 406

(56) **References Cited**

**U.S. PATENT DOCUMENTS**

D319,862 S \* 9/1991 Lahger ..... D21/794

D350,179 S \* 8/1994 Johnson ..... D21/794

D462,102 S \* 8/2002 Urbik ..... D21/794

D472,290 S \* 3/2003 Kristoffersen ..... D21/794

\* cited by examiner

*Primary Examiner*—Mitchell Siegel

(74) *Attorney, Agent, or Firm*—Laura G. Barrow; Hahn,  
Loeser & Parks LLP

(57) **CLAIM**

The ornamental design of a golf ball marker, as shown and described.

**DESCRIPTION**


FIG. 1 is a perspective view of the golf ball marker showing my new design.

FIG. 2 is a top plan view thereof.

FIG. 3 is a bottom plan view thereof; and,

FIG. 4 is a side elevation thereof.

**1 Claim, 1 Drawing Sheet**






Fig. 1



Fig. 2

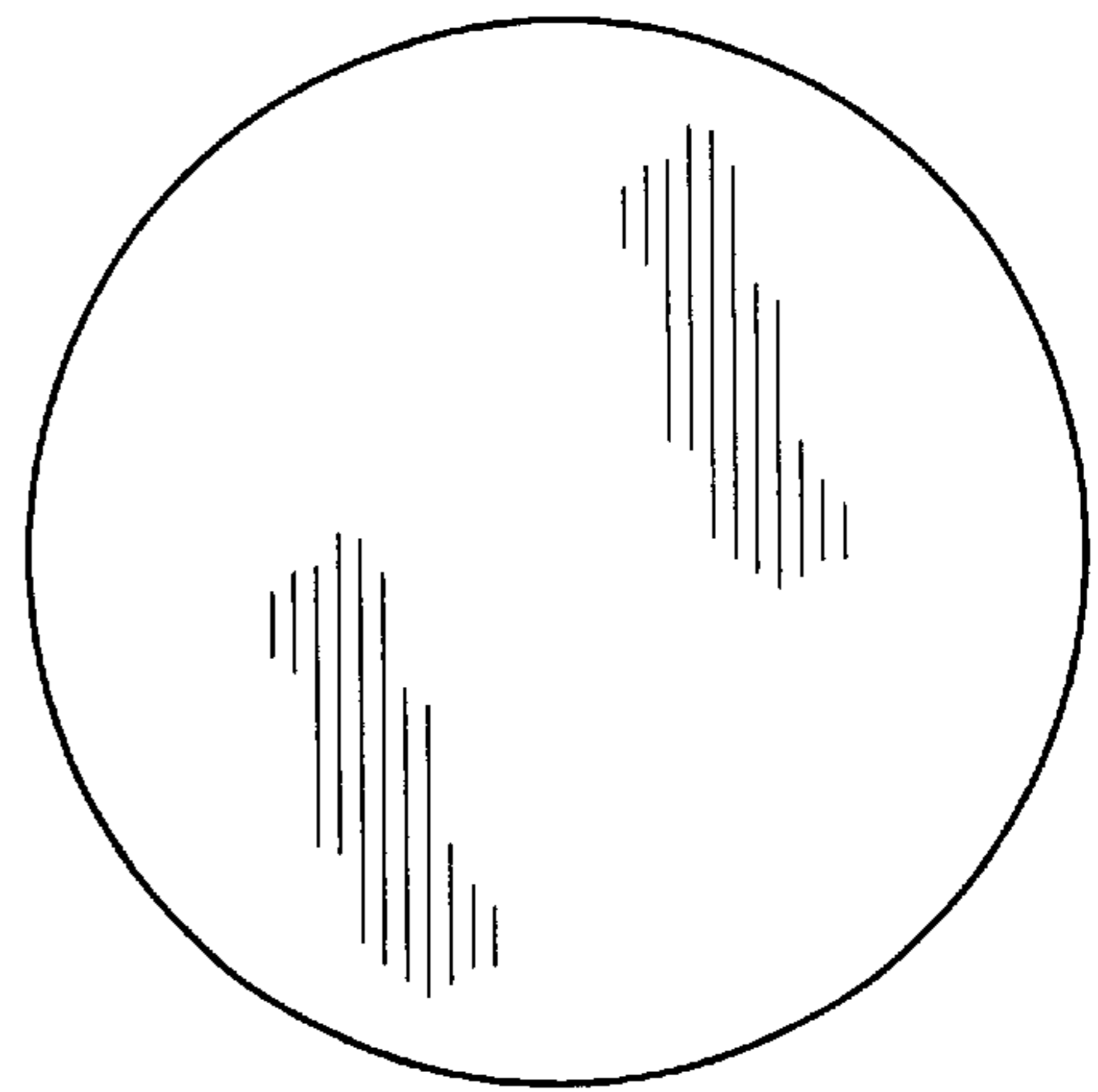


Fig. 3

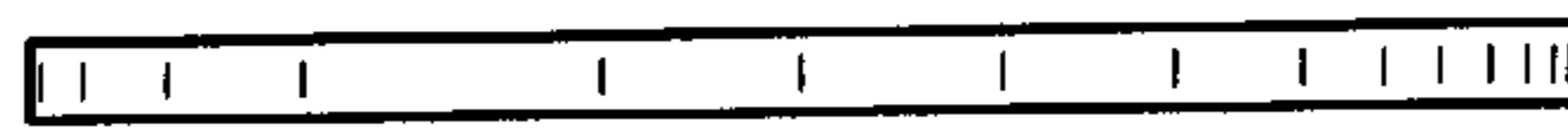


Fig. 4