



US00D480438S

(12) **United States Design Patent**
Walkow

(10) **Patent No.:** **US D480,438 S**

(45) **Date of Patent:** **** Oct. 7, 2003**

(54) **EXERCISE WEIGHT**

(75) Inventor: **Richard A. Walkow**, Beverly Hills, CA (US)

(73) Assignee: **Prolift**, Beverly Hills, CA (US)

(**) Term: **14 Years**

(21) Appl. No.: **29/172,181**

(22) Filed: **Dec. 9, 2002**

(51) **LOC (7) Cl.** **21-02**

(52) **U.S. Cl.** **D21/681; D21/682**

(58) **Field of Search** D21/662, 680,
D21/681, 682, 683, 684; 482/105, 106,
107, 108, 109

(56) **References Cited**

U.S. PATENT DOCUMENTS

- D200,053 S * 1/1965 Edwards D21/681
- D274,283 S * 6/1984 Wright D21/682
- D302,195 S * 7/1989 Orak D21/682
- 4,854,575 A * 8/1989 Wilson et al. 482/108

- D307,168 S * 4/1990 Vodhanel D21/682
- D438,265 S * 2/2001 Fenelon D21/682
- 6,461,282 B1 * 10/2002 Fenelon 482/106
- D469,484 S * 1/2003 Dawson D21/662

* cited by examiner

Primary Examiner—Philip S. Hyder
(74) *Attorney, Agent, or Firm*—Frederick Gotha

(57) **CLAIM**

The ornamental design for an exercise weight, as shown and described.

DESCRIPTION

FIG. 1 is a perspective view of an exercise weight showing my new design;
FIG. 2 is a top plan view thereof, and is a mirror image of the bottom plan view;
FIG. 3 is a right side elevational view thereof and is a mirror image of the left side elevational view;and,
FIG. 4 is a front view thereof and is the mirror image of the rear view thereof.

1 Claim, 2 Drawing Sheets

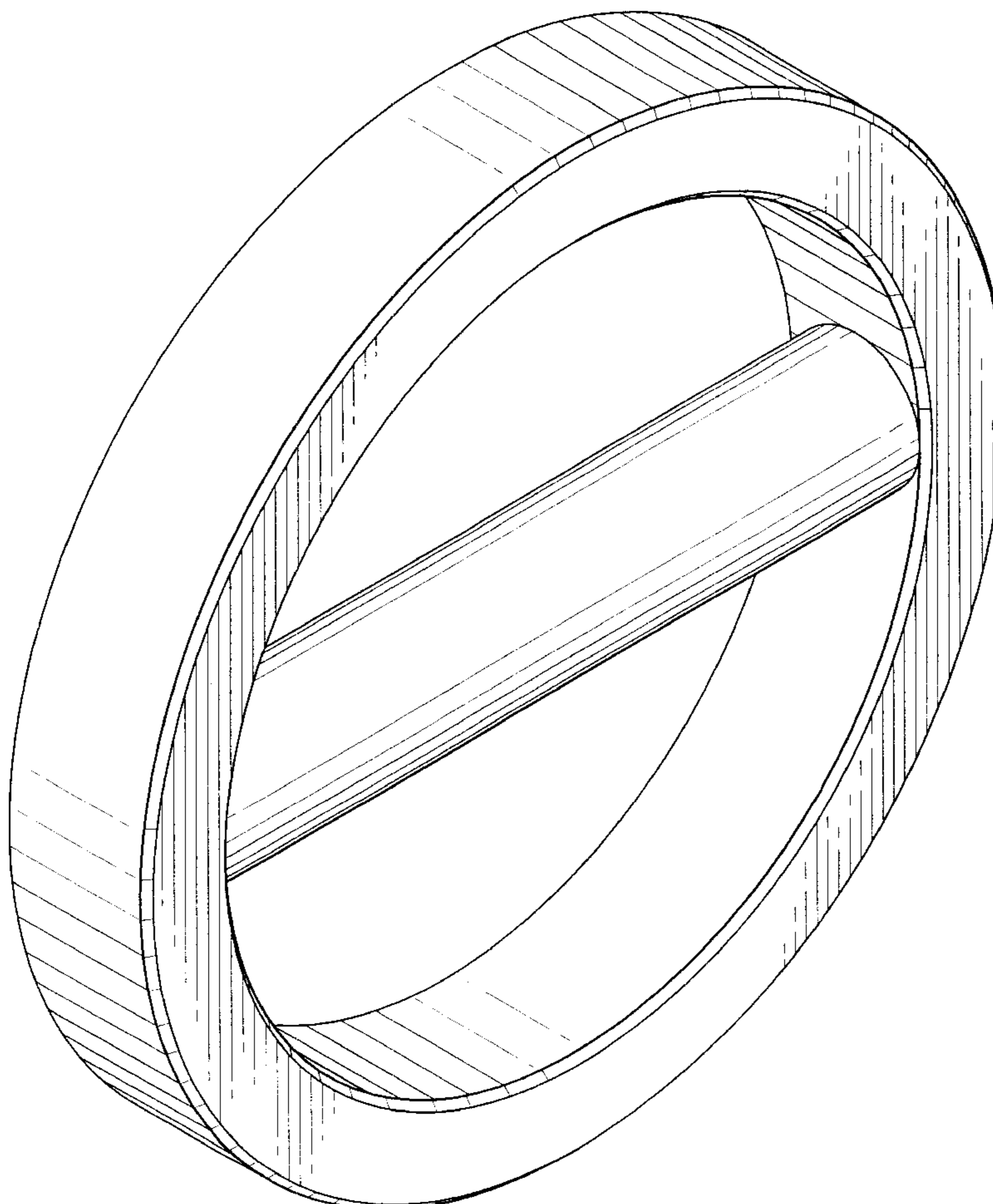


FIG. 1

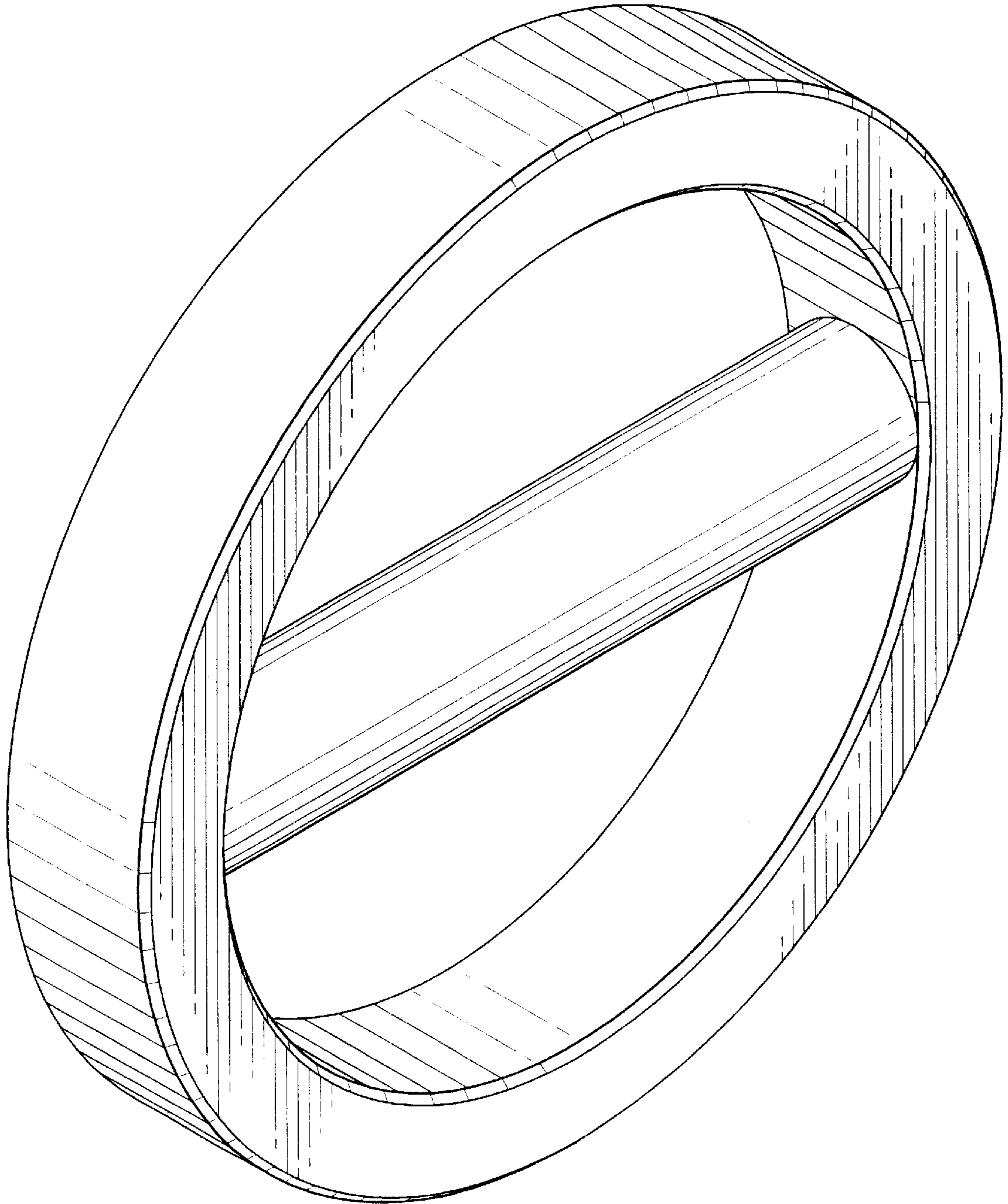


FIG. 2

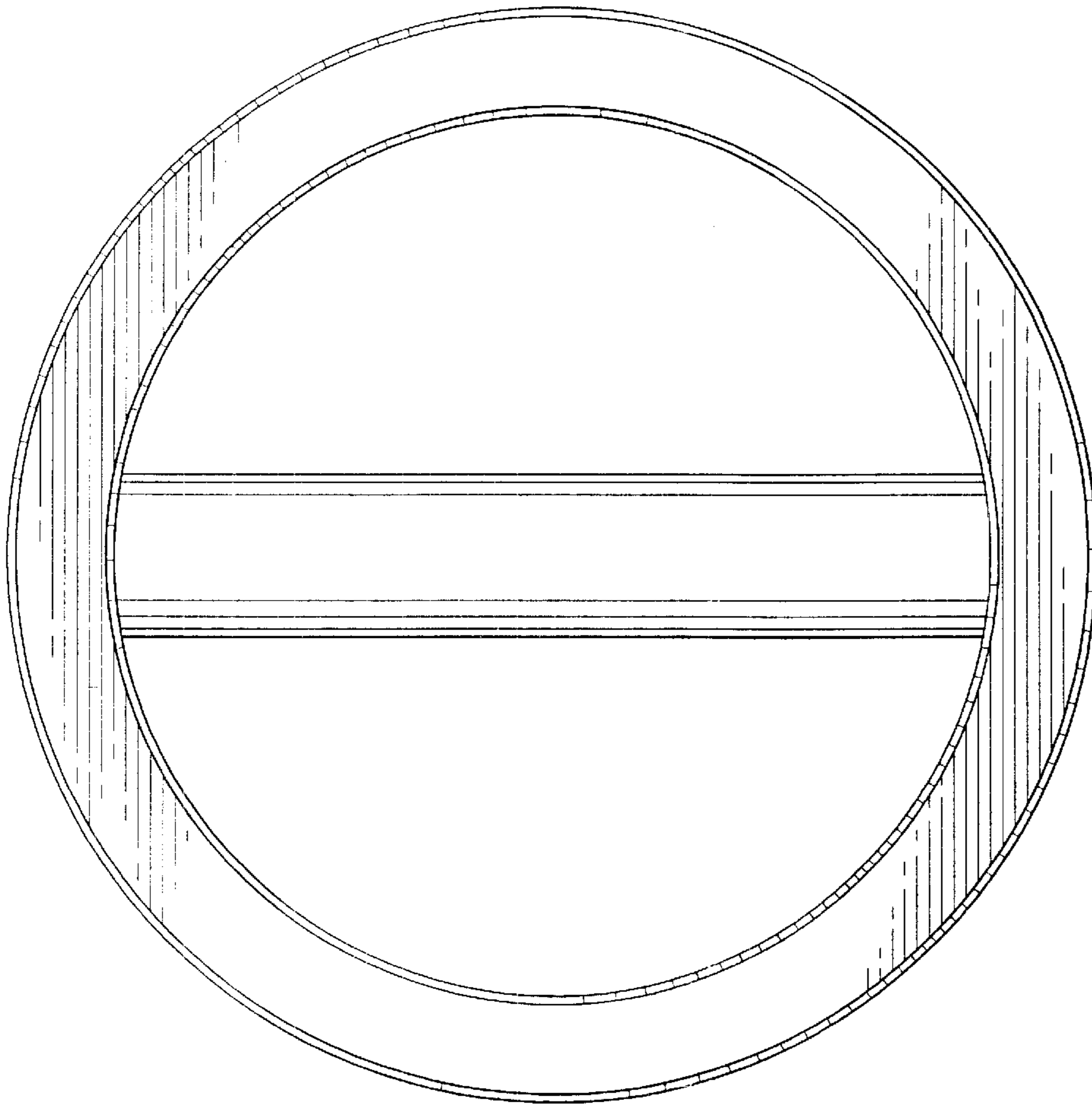


FIG. 3




FIG. 4

