



US00D480435S

(12) **United States Design Patent**
Hussaini et al.

(10) **Patent No.:** **US D480,435 S**

(45) **Date of Patent:** **** Oct. 7, 2003**

(54) **MULTI-LINK DEVICE FOR A VIDEO GAME DEVICE**

6,565,438 B2 * 5/2003 Ogino 463/47

* cited by examiner

(75) Inventors: **Saied Hussaini**, Miami, FL (US); **Marc Iacovelli**, Miami, FL (US)

Primary Examiner—Prabhakar Deshmukh
(74) *Attorney, Agent, or Firm*—Liniak, Berenato & White

(73) Assignee: **Intec, Inc.**, Miami, FL (US)

(57) **CLAIM**

(**) Term: **14 Years**

The ornamental design for multi-link device for a video game device, as shown and described.

(21) Appl. No.: **29/164,617**

DESCRIPTION

(22) Filed: **Jul. 29, 2002**

(51) **LOC (7) Cl.** **21-01**

(52) **U.S. Cl.** **D21/333**

(58) **Field of Search** D21/324–333,
D21/385; D14/496, 217; 273/148 B; 463/1,
46, 47, 40, 47.5, 49; 345/750, 751, 754,
804, 903, 902

FIG. 1 is a front view of the multi-link device for a video game according to the present invention.

FIG. 2 is a rear view of the multi-link device for a video game device of FIG. 1.

FIG. 3 is a top view of the multi-link device for a video game device of FIG. 1.

FIG. 4 is a bottom view of the multi-link device for a video game device of FIG. 1.

FIG. 5 is a left side view of the multi-link device for a video device of FIG. 1.

FIG. 6 is a right side view of the multi-link device for a video game device of FIG. 1; and,

FIG. 7 is a front perspective view of the multi-link device for a video game device of FIG. 1 according to the present invention.

The broken lines are for illustrative purpose only and form no part of the claimed design.

(56) **References Cited**

U.S. PATENT DOCUMENTS

5,516,105	A	*	5/1996	Eisenbrey et al.	273/148	B
5,610,631	A	*	3/1997	Bouton et al.	273/148	B
D406,832	S	*	3/1999	Anderson	D14/496	
D441,403	S	*	5/2001	Muraki et al.	D21/333	
6,368,217	B2	*	4/2002	Kanno et al.	463/47	
6,400,353	B1	*	6/2002	Ikehara et al.	463/47	
D466,130	S	*	11/2002	Hussaini et al.	D14/496	
D467,592	S	*	12/2002	Hussaini et al.	D14/496	
6,504,709	B2	*	1/2003	Yang et al.	345/156	

1 Claim, 4 Drawing Sheets

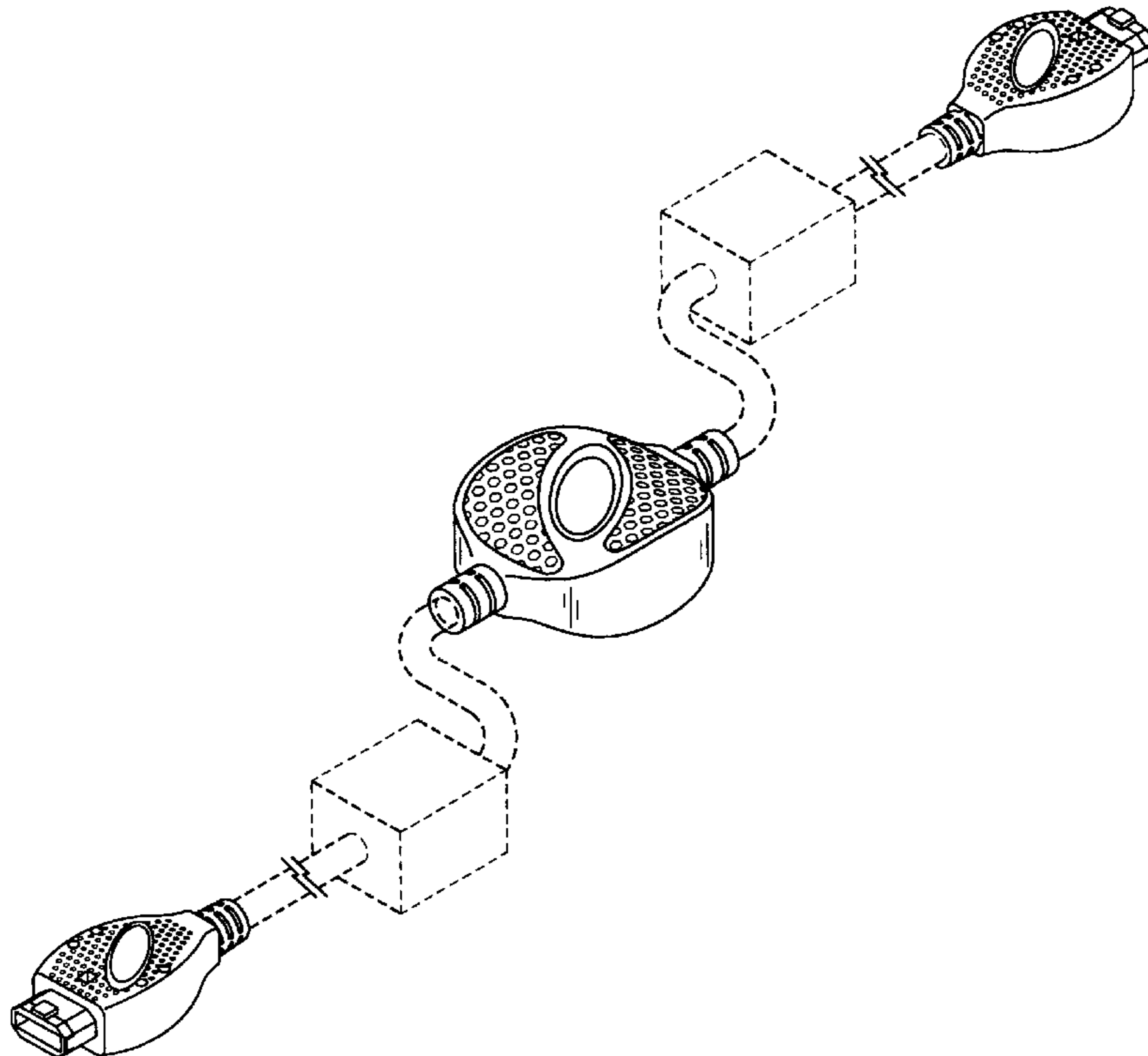


Fig. 1

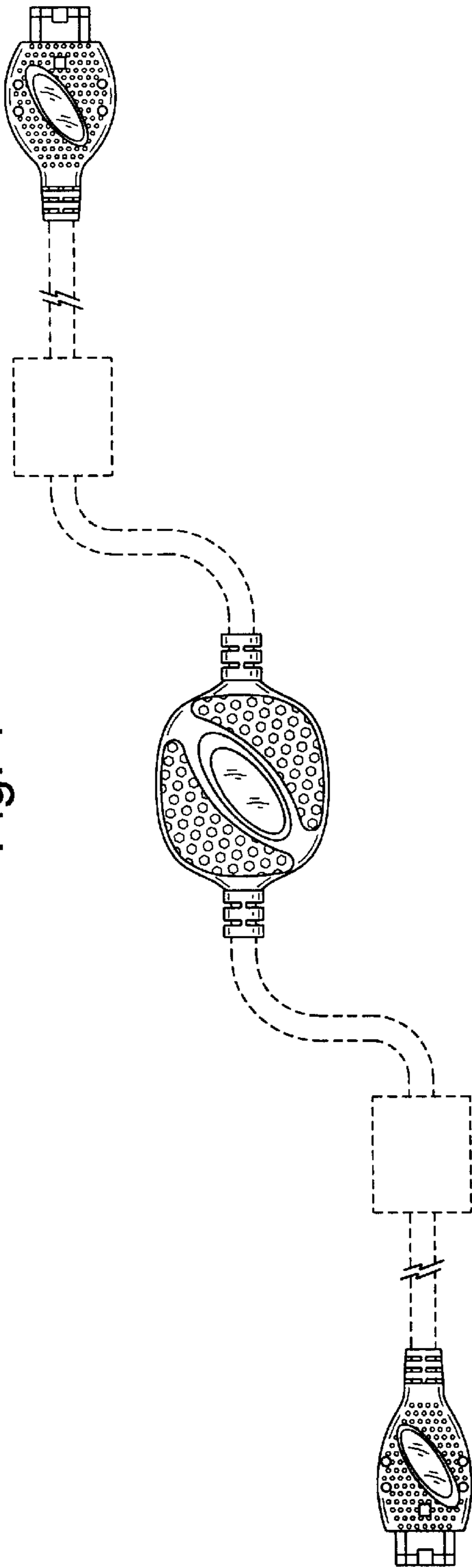


Fig. 2

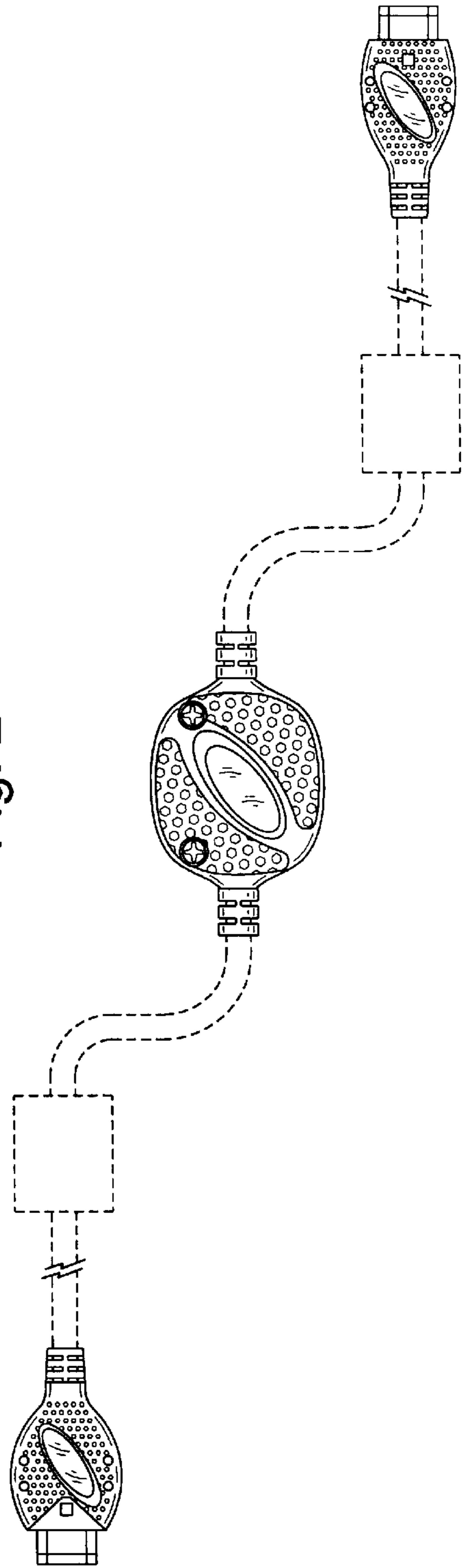


Fig. 3

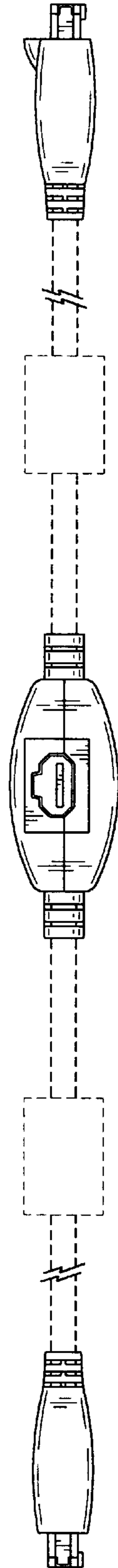


Fig. 4

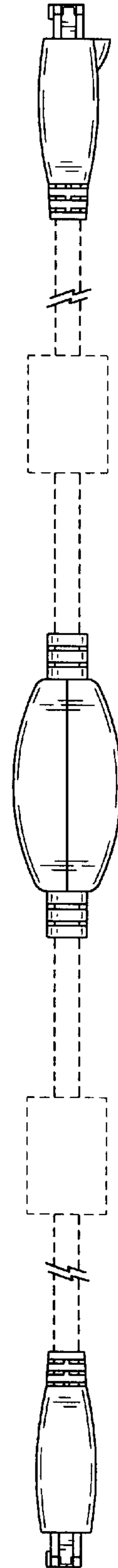


Fig. 5

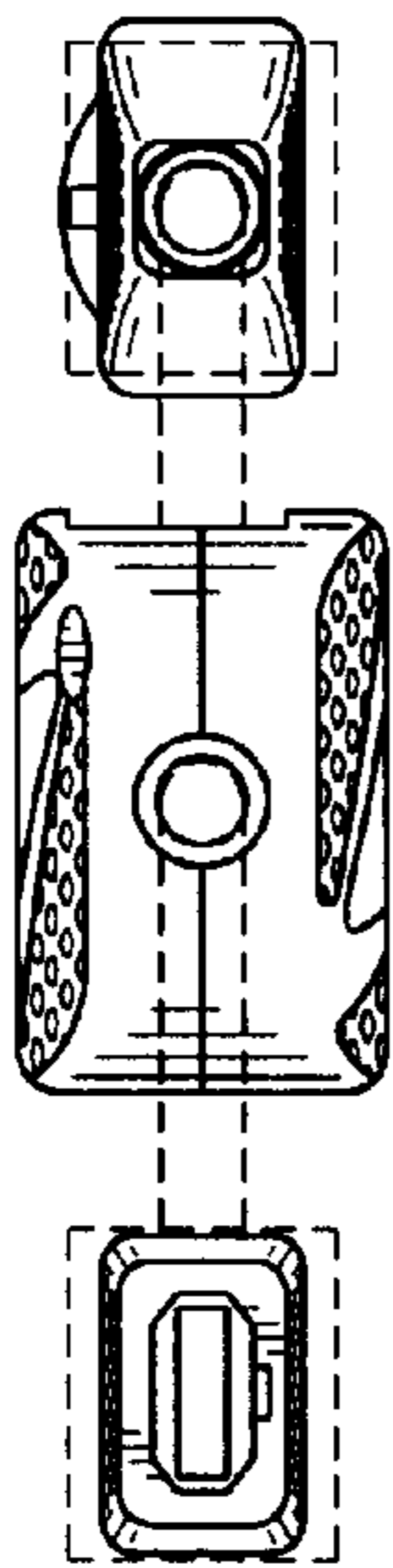


Fig. 6

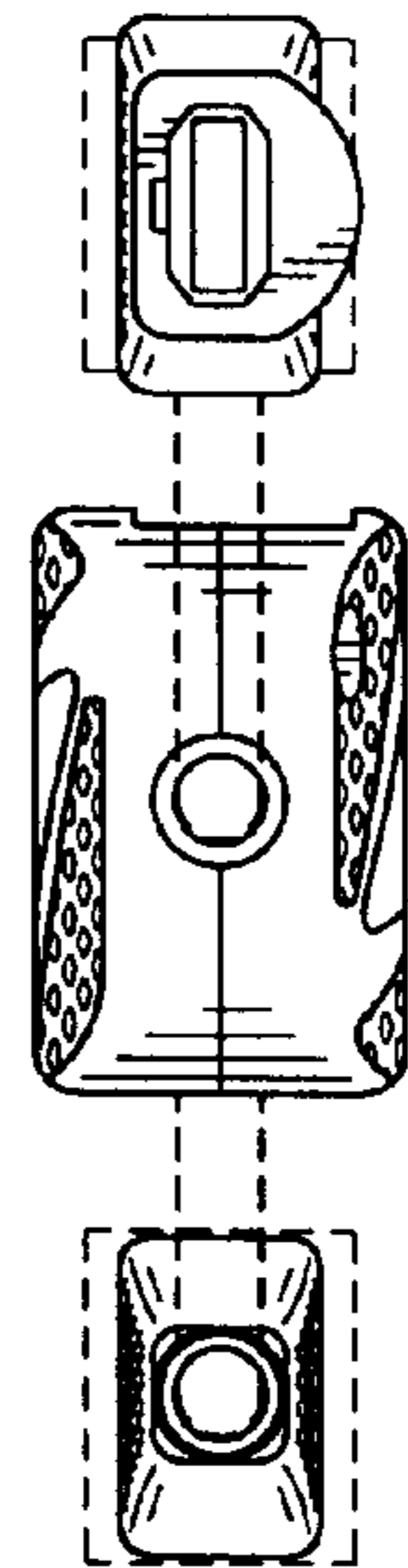


Fig. 7

