



US00D480429S

(12) **United States Design Patent**
Koebbe

(10) **Patent No.:** **US D480,429 S**

(45) **Date of Patent:** **** Oct. 7, 2003**

(54) **PUBLICATION VENDING CABINET**

D434,076 S 11/2000 Koebbe
D434,447 S * 11/2000 Koebbe D20/6

(76) Inventor: **Richard R. Koebbe**, 1132 Ferris Rd.,
Amelia, OH (US) 45102

OTHER PUBLICATIONS

(**) Term: **14 Years**

Go Plastics SS-9 Exhibits A-D (No Date).

(21) Appl. No.: **29/164,110**

* cited by examiner

(22) Filed: **Jul. 19, 2002**

Primary Examiner—Robert M. Spear
(74) *Attorney, Agent, or Firm*—Jacox, Meckstroth &
Jenkins

(51) **LOC (7) Cl.** **20-01**

(52) **U.S. Cl.** **D20/6**

(58) **Field of Search** D20/1-9; D21/325,
D21/369; 194/245, 247, 255, 258, 281,
350; 221/155, 208, 240, 245, 284; 40/1,
312; 232/1, 1 C, 39; 248/362.1

(57) **CLAIM**

The ornamental design of a publication vending cabinet, as shown and described.

(56) **References Cited**

DESCRIPTION

U.S. PATENT DOCUMENTS

- D287,513 S * 12/1986 Chalabian D20/6
- D289,664 S * 5/1987 Chalabian D20/6
- 4,919,250 A * 4/1990 Olson et al. 194/248
- D317,468 S * 6/1991 Olson et al. D20/6
- 5,313,725 A * 5/1994 DeVassie 40/312
- 5,709,315 A * 1/1998 Kahler et al. 221/155

FIG. 1 is a perspective view of a publication vending cabinet showing my new design;
FIG. 2 is a front view thereof;
FIG. 3 is a rear view thereof;
FIG. 4 is a side view thereof, the opposite side view being a mirror image; and,
FIG. 5 is a top view thereof.

1 Claim, 1 Drawing Sheet

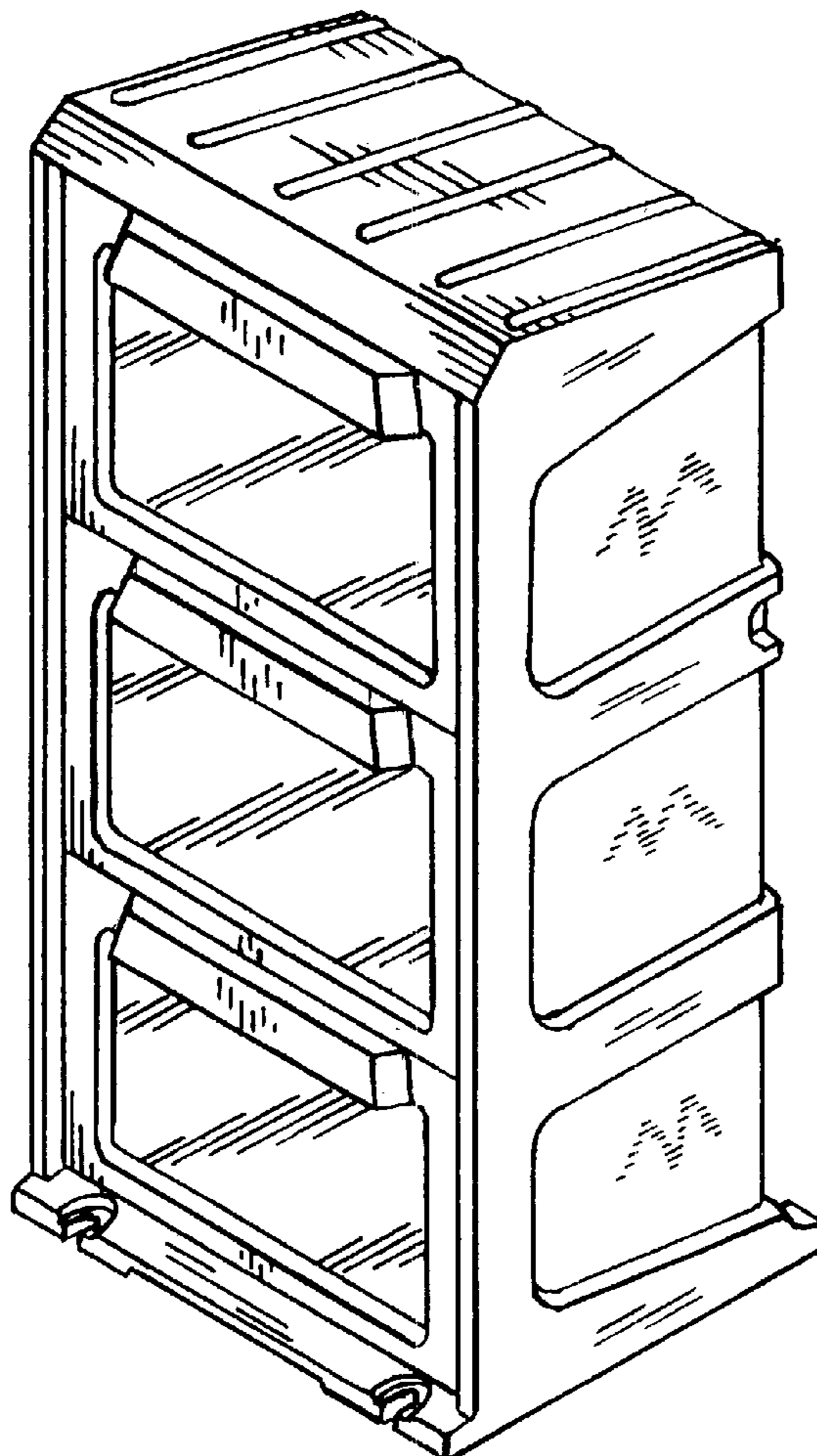


FIG-1




FIG-2

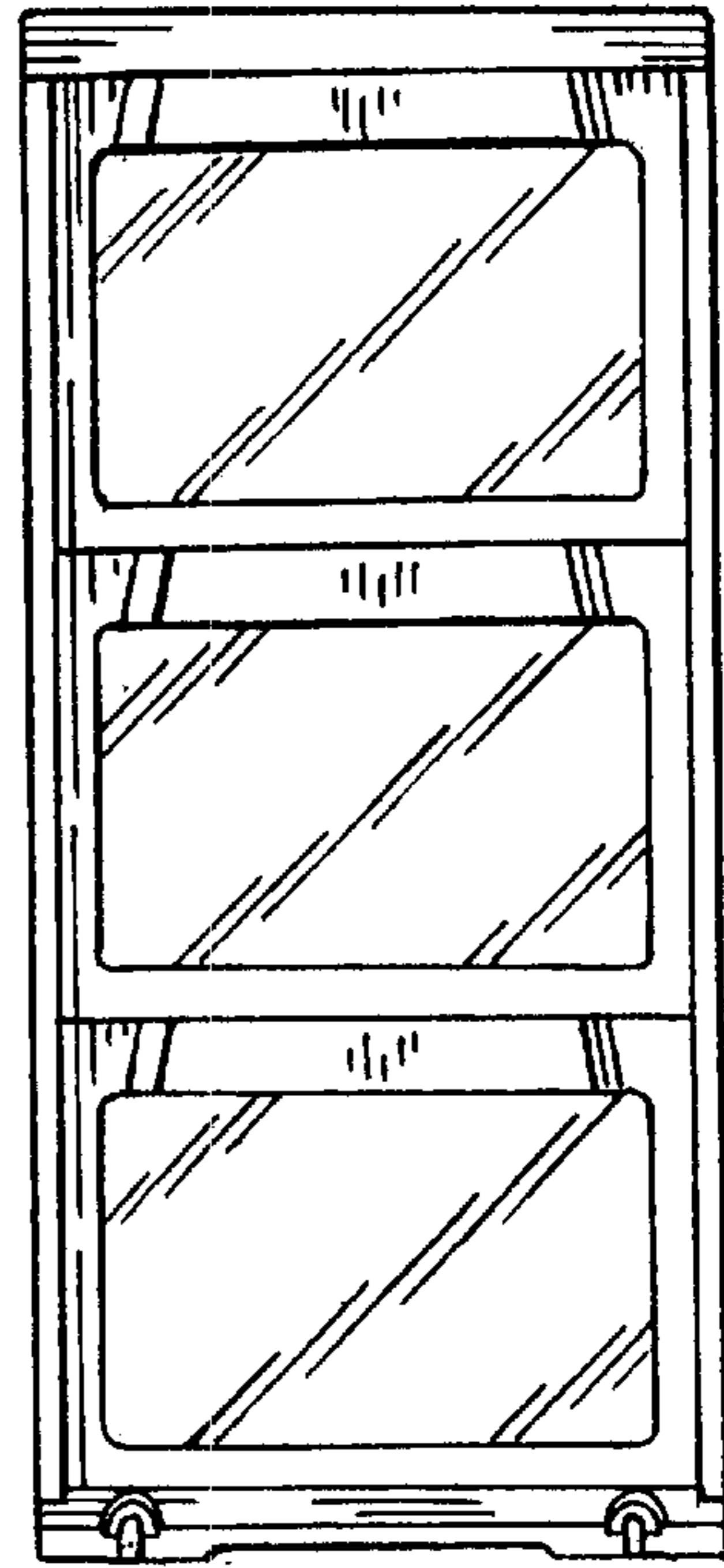


FIG-3

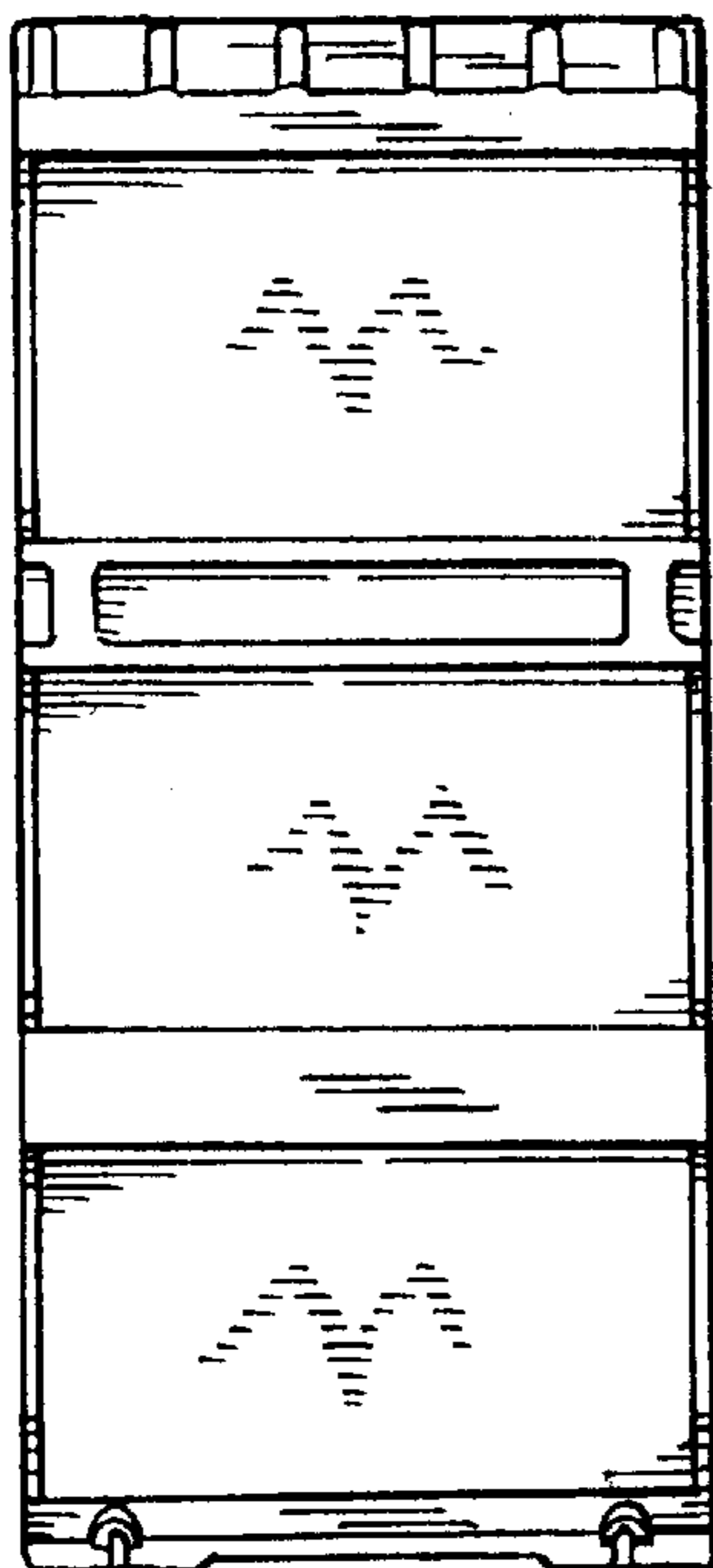


FIG-4

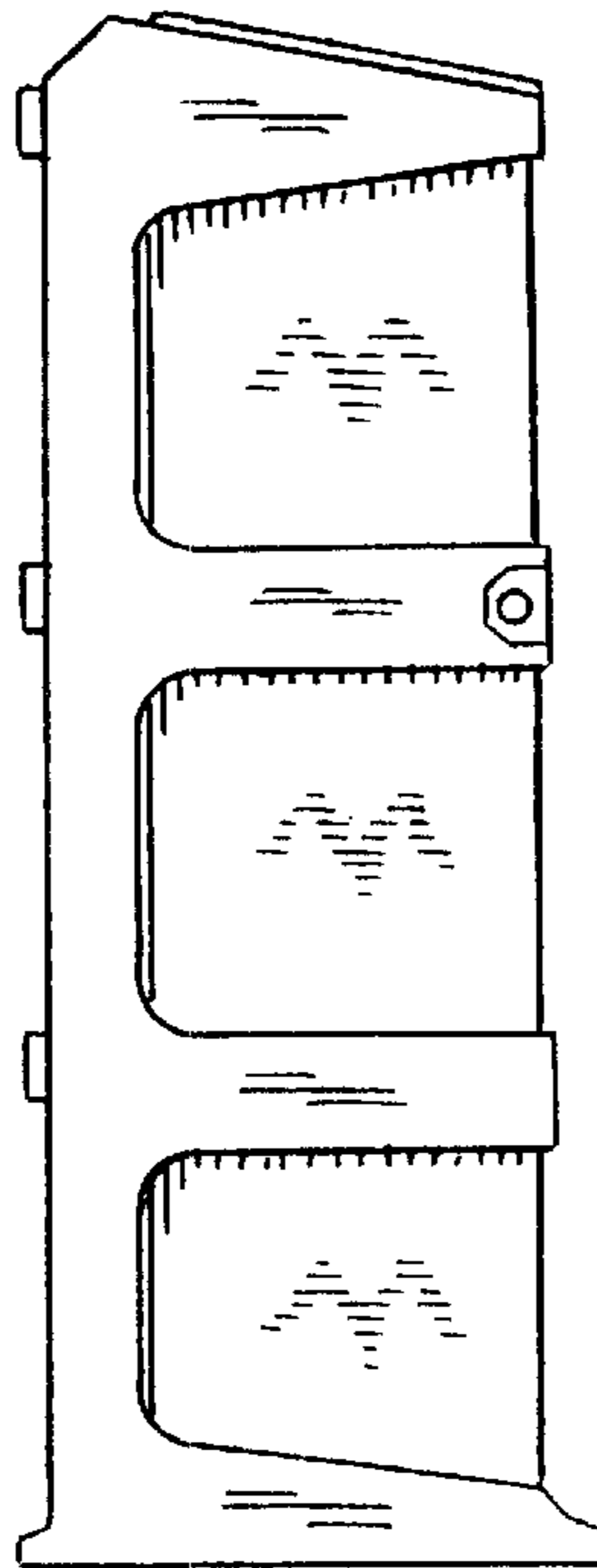


FIG-5

