



US00D480422S

(12) **United States Design Patent**
Belmondo

(10) **Patent No.:** **US D480,422 S**

(45) **Date of Patent:** **** Oct. 7, 2003**

(54) **FELT TIP PEN**

(75) Inventor: **Giovanni Belmondo**, Mappano (IT)

(73) Assignee: **Dobell S.p.A.**, Mappano (IT)

(**) Term: **14 Years**

(21) Appl. No.: **29/170,124**

(22) Filed: **Oct. 30, 2002**

(30) **Foreign Application Priority Data**

May 7, 2002 (IT) TO2002O0098

(51) **LOC (7) Cl.** **19-06**

(52) **U.S. Cl.** **D19/43; D19/56; D19/57**

(58) **Field of Search** D19/35, 36, 41-51,
D19/53-58, 81-85; 401/6, 7, 88, 98, 196,
198, 202, 213, 243-247, 261-262

(56) **References Cited**

U.S. PATENT DOCUMENTS

- 3,345,674 A * 10/1967 De Groft 401/198
- D270,843 S * 10/1983 Itoh D19/51
- D338,037 S * 8/1993 Miller et al. D19/44
- D355,674 S * 2/1995 Moeck D19/48
- D401,278 S * 11/1998 Hu D19/51

- D404,425 S * 1/1999 Suzuki D19/43
- D414,201 S * 9/1999 Larson et al. D19/36
- D423,576 S * 4/2000 Stevens et al. D19/43

* cited by examiner

Primary Examiner—Martie K. Holtje

(74) *Attorney, Agent, or Firm*—Merchant & Gould, P.C.

(57) **CLAIM**

The ornamental design for a felt tip pen, as shown and described.

DESCRIPTION

FIG. 1 is a prospective view of a preferred form of embodiment of a felt tip pen;

FIG. 2 is a front elevational view of the felt tip pen of FIG. 1;


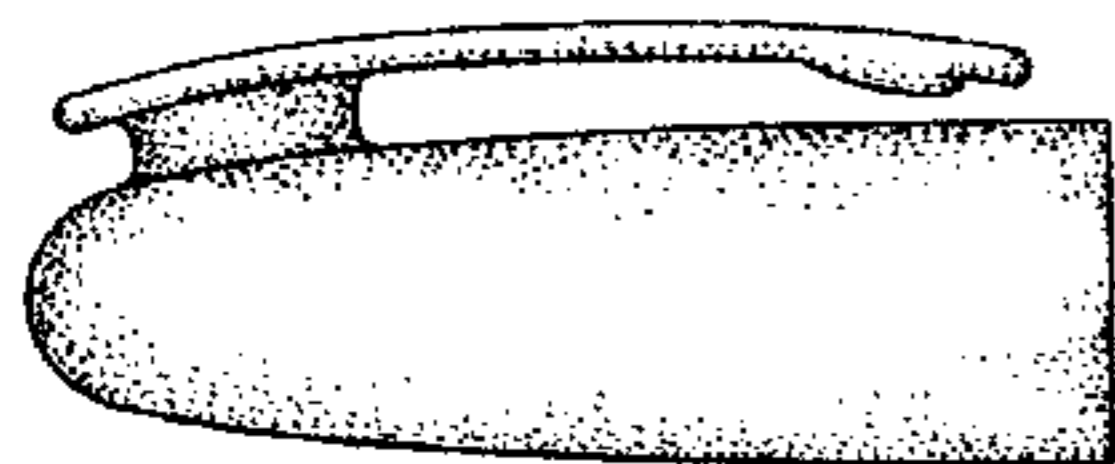
FIG. 3 is a side elevational view of the felt tip pen of FIG. 1;

FIG. 4 is an exploded view with a side elevation of the felt tip pen of FIG. 1;

FIG. 5 is a top elevational view of the felt tip pen of FIG. 1; and,

FIG. 6 is a bottom elevational view of the felt tip pen of FIG. 1.

1 Claim, 1 Drawing Sheet






Fig. 1




Fig. 2




Fig. 3

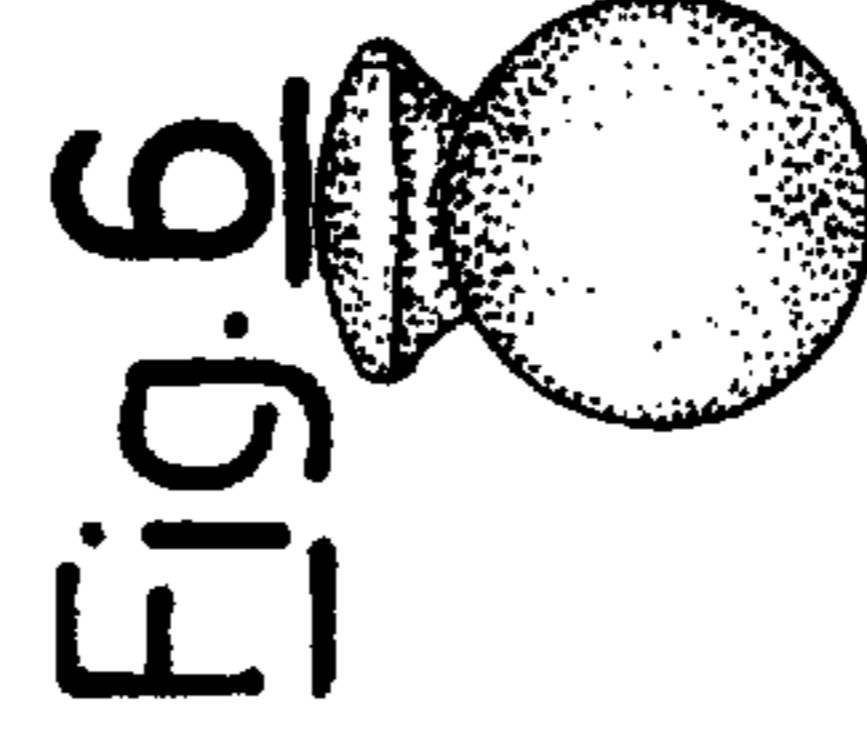


Fig. 6

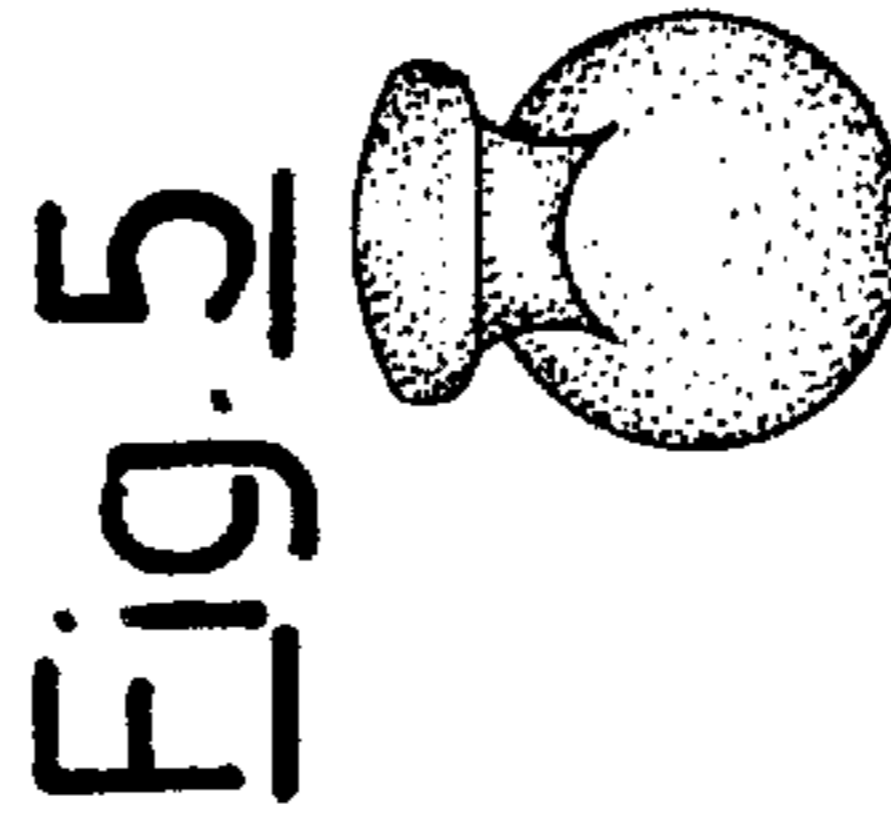


Fig. 5

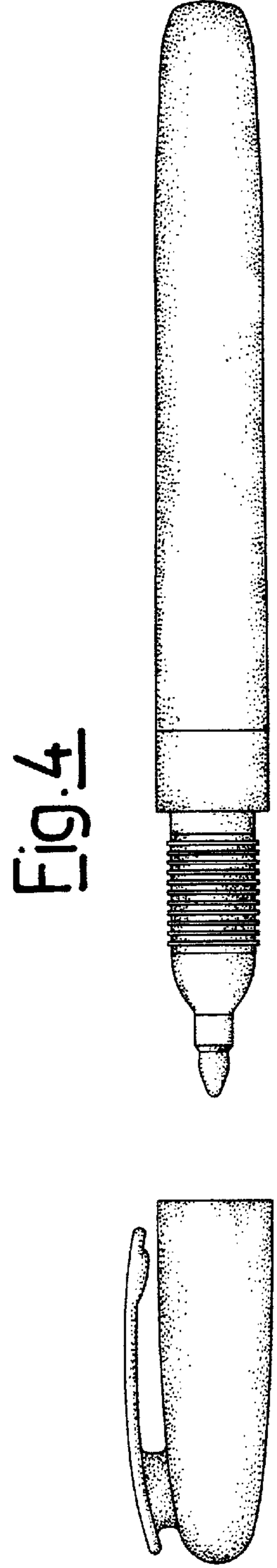


Fig. 4