



US00D480420S

(12) **United States Design Patent** (10) **Patent No.:** **US D480,420 S**
McCormack (45) **Date of Patent:** **** Oct. 7, 2003**

(54) **CALENDAR SHEET**

(75) Inventor: **Leanne M. McCormack**, Guilford, NY (US)

(73) Assignee: **The Mead Corporation**, Dayton, OH (US)

(**) Term: **14 Years**

(21) Appl. No.: **29/156,232**

(22) Filed: **Feb. 26, 2002**

(51) **LOC (7) Cl.** **19-03**

(52) **U.S. Cl.** **D19/20**

(58) **Field of Search** D19/20, 21, 22,
D19/23, 24, 25, 1, 2, 6; 434/304; 283/2,
3; 40/107, 109, 110, 113, 114, 115, 119,
120, 121

(56) **References Cited**

U.S. PATENT DOCUMENTS

1,537,891	A	*	5/1925	Shedd	283/2
3,090,143	A	*	5/1963	Arnold	40/119
4,489,958	A		12/1984	Martin		
4,794,711	A		1/1989	Christensen		
4,798,402	A	*	1/1989	Pazicni	283/2
5,123,191	A	*	6/1992	Kim	40/120 X
5,339,546	A		8/1994	Rahwan		
D359,980	S		7/1995	Morozzi		
D359,981	S		7/1995	Morozzi		
5,690,364	A	*	11/1997	Oleske et al.	283/2
D416,574	S		11/1999	Plonski		
D416,575	S		11/1999	Plonski		

OTHER PUBLICATIONS

Miller's Office Products Catalog, ©2000, p. 382, see indicated item F, page center.*

Miller's Office Products Catalog, ©2000, p. 385, see indicated item G, page center.*

At-a-Glance Yearly Wall Calendar, pre-existing design.

At-a-Glance Plan-A-Month Wall Calendar, pre-existing design.

1997 At-a-Glance Catalog (pub. Jan. 1996) p. 11, Desk Wall Pad; p. 12-13, 800 Range Appointment Books; p. 44, Five-Year Pocket Planner; p. 62, 12 Month Wall/Desk Calendar; p. 75, Monthly Desk Pad—Full Size Fashion Color; p. 77.

1998 At-a-Glance Catalog (pub. Feb. 1997), p. 50, Daily 800 Range Appointment Book; p. 59, Weekly/Monthly 800 Range Planner; p. 76, Five-Year Pocket Monthly Planner; p. 94, Monthly Desk/Wall Calendar; p. 105, Desk/Wall Pad.

* cited by examiner

Primary Examiner—Martie K. Holtje

(74) *Attorney, Agent, or Firm*—Lawrence P. Trapani

(57) **CLAIM**

The ornamental design for a calendar sheet, as shown and described.

DESCRIPTION

FIG. 1 is a plan view of the calendar sheet showing my new design;

FIG. 2 is an enlarged fashion view of the top left quadrant of the calendar sheet of FIG. 1;

FIG. 3 is an enlarged fragmentary view of the top right quadrant of the calendar sheet of FIG. 1;

FIG. 4 is an enlarged fragmentary view of the bottom left quadrant of the calendar sheet of FIG. 1; and,


FIG. 5 is an enlarged fragmentary view of the bottom right quadrant of the calendar sheet of FIG. 1.

The rear of the calendar sheet is flat and plain and the sheet is of conventional thickness.

The stippled shading in the drawing indicates color contrasts.

The broken line showing of the text in FIGS. 1 through 5 is for illustrative purposes only and forms no part of the claimed design.

1 Claim, 5 Drawing Sheets



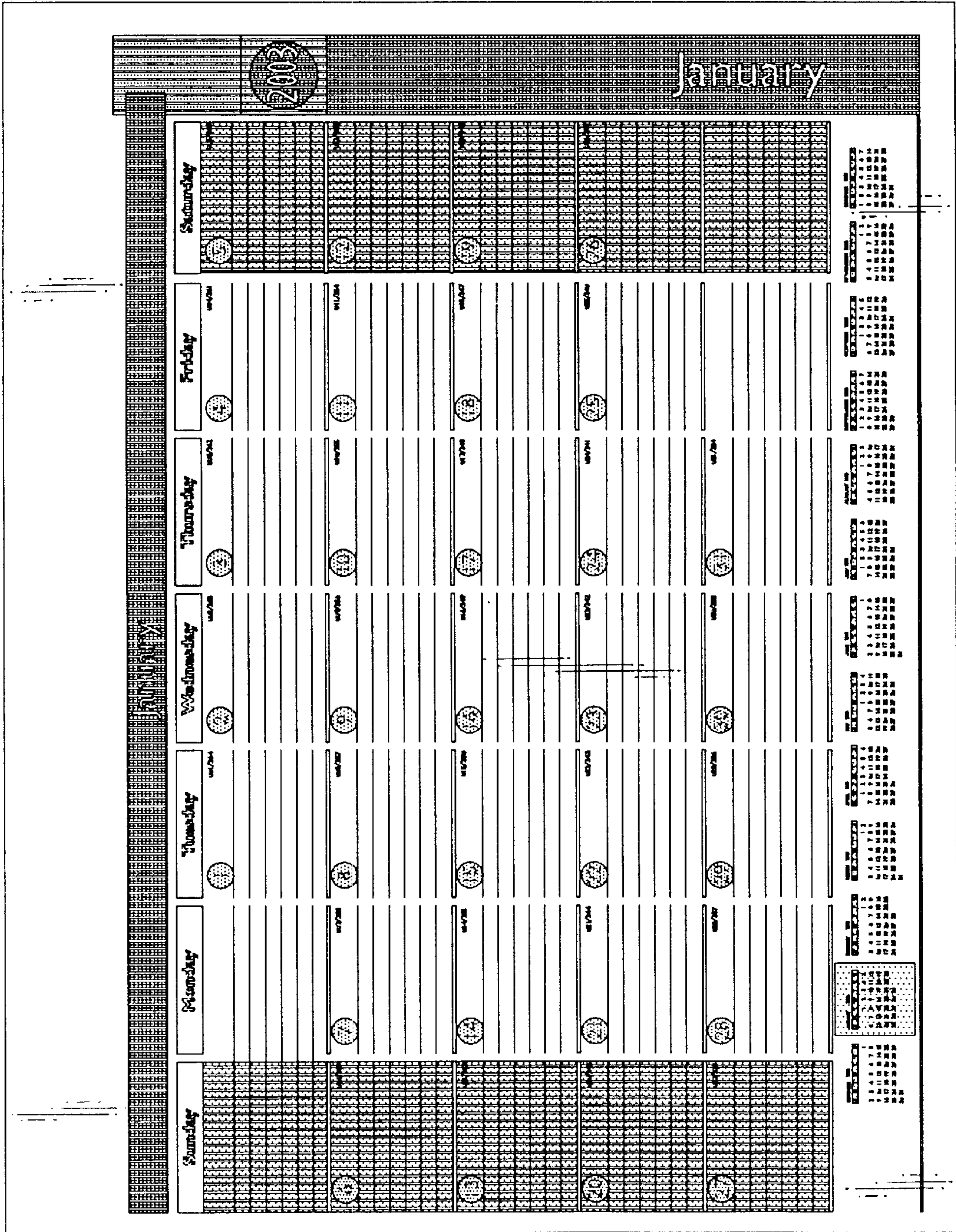


FIG. 1

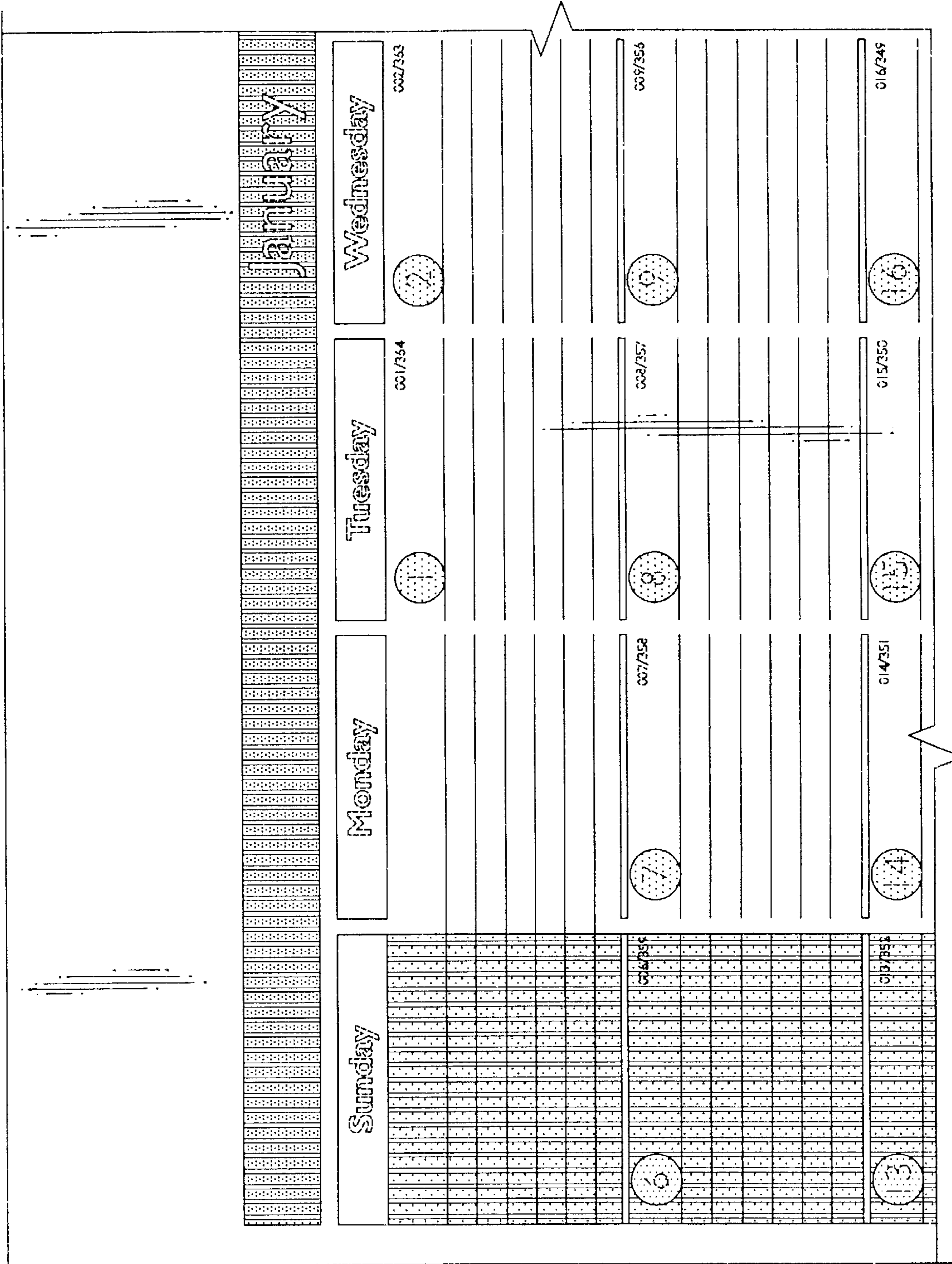


FIG. 2

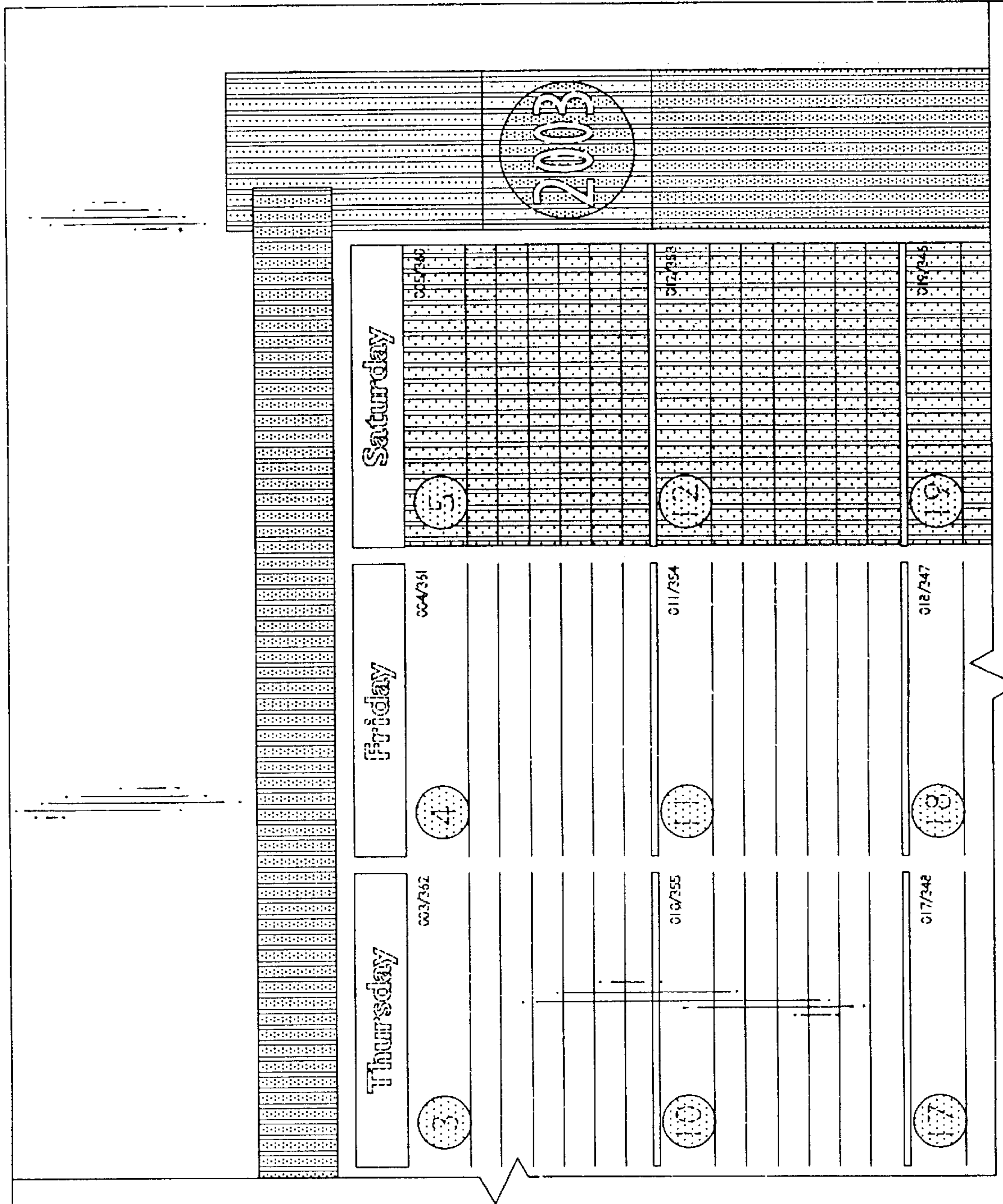


FIG. 3

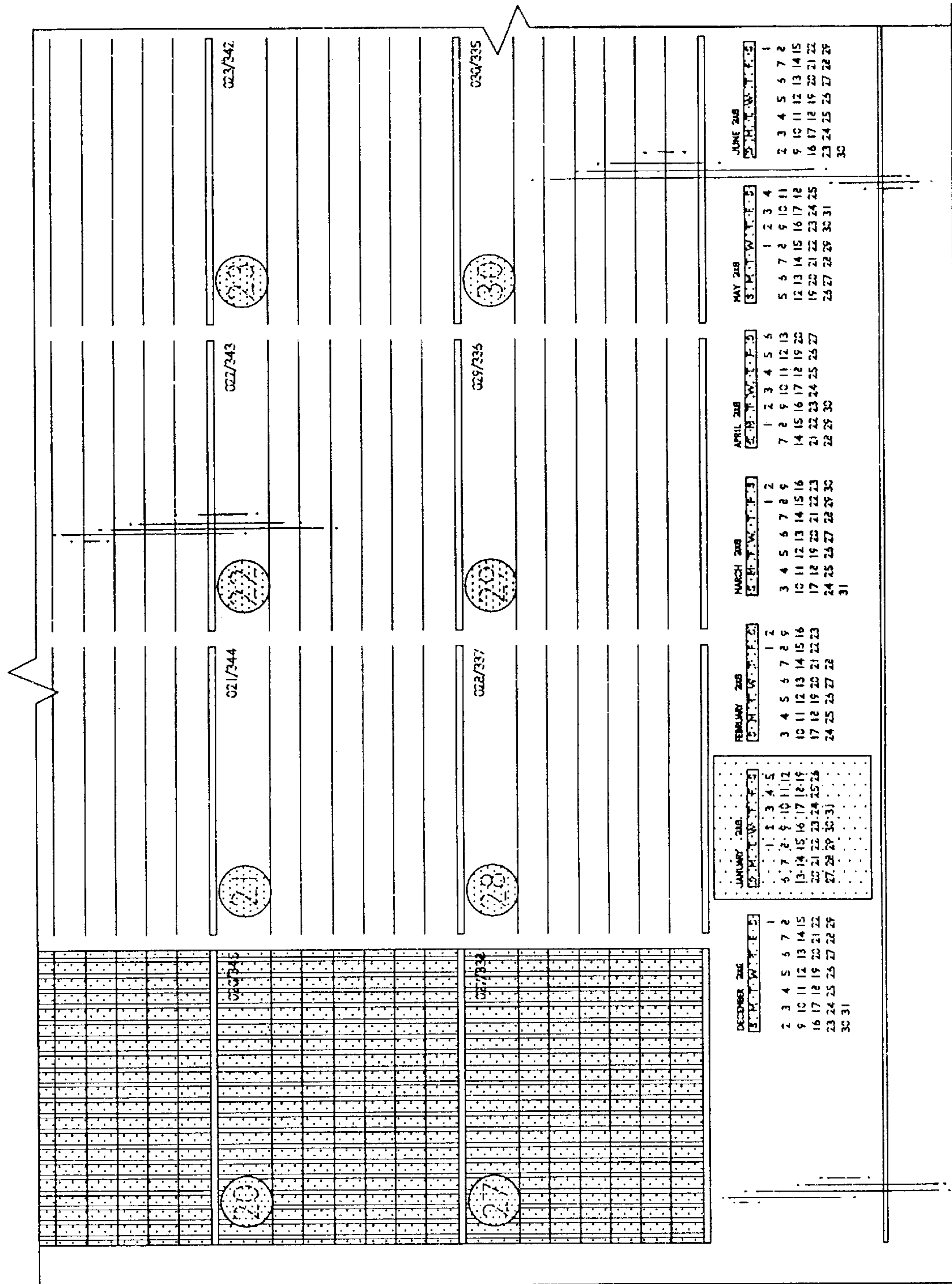


FIG. 4

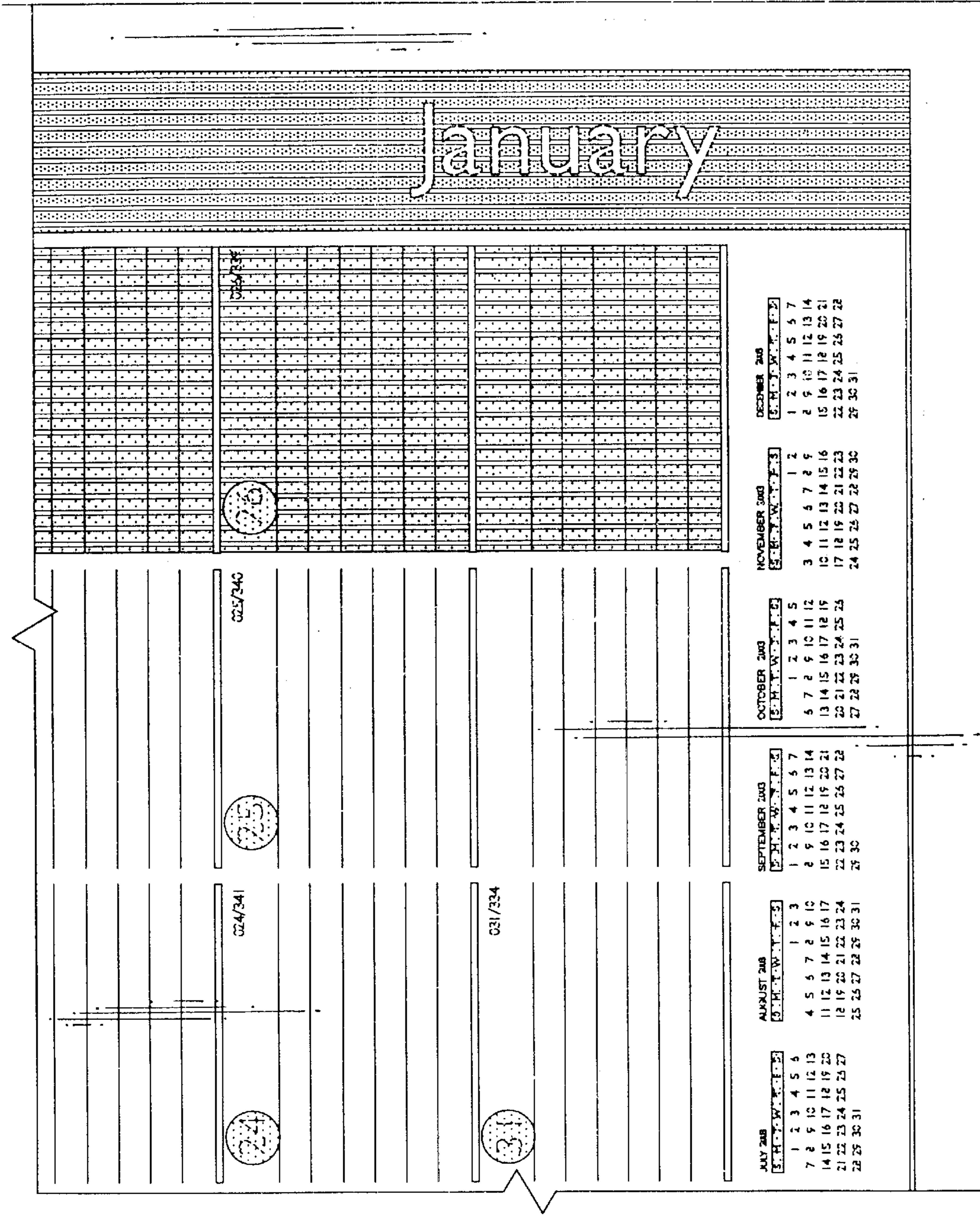


FIG. 5