



US00D480414S

(12) **United States Design Patent**
Koenig

(10) **Patent No.:** **US D480,414 S**

(45) **Date of Patent:** **** Oct. 7, 2003**

(54) **EYEGLASS CLIP**

D419,177 S * 1/2000 Bolling et al. D16/336
6,076,925 A * 6/2000 Kraut 351/112

(76) Inventor: **Michael L. Koenig**, 800B N. Central Ave., Marshfield, WI (US) 54449-2121

* cited by examiner

(**) Term: **14 Years**

Primary Examiner—Raphael Barkai
(74) *Attorney, Agent, or Firm*—Gene Scott-Patent Law & Venture Group

(21) Appl. No.: **29/159,981**

(22) Filed: **Apr. 29, 2002**

(57) **CLAIM**

(51) **LOC (7) Cl.** **16-06**

The ornamental design for a “eyeglass clip,” as shown and described.

(52) **U.S. Cl.** **D16/330; D16/336**

DESCRIPTION

(58) **Field of Search** D16/300, 330,
D16/309, 335, 336; D8/395, 394, 336;
351/41, 44, 51, 52, 111, 112, 158; 24/11 P,
3.3, 555, 561, 563

FIG. 1 is a perspective view of a eyeglass clip, showing my new design;
FIG. 2 is a right side elevation view thereof, the left side elevation view being a mirror image thereof;
FIG. 3 is a bottom plan view thereof;
FIG. 4 is a top plan view thereof;
FIG. 5 is a front elevational view thereof; and,
FIG. 6 is a rear elevational view thereof.

(56) **References Cited**

U.S. PATENT DOCUMENTS

1,662,073 A * 3/1928 Mays 24/11 P
D312,773 S * 12/1990 Salinas D8/395
5,278,591 A * 1/1994 Trotter 351/158

1 Claim, 3 Drawing Sheets

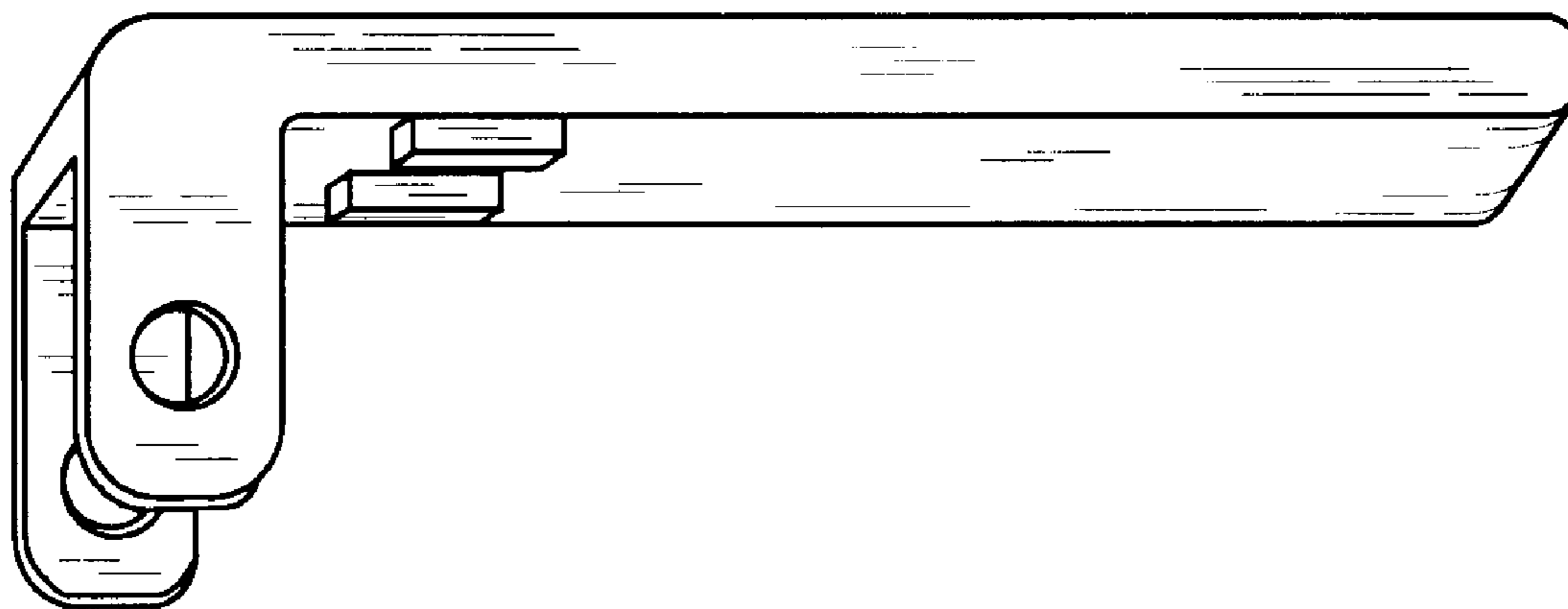


Fig. 1

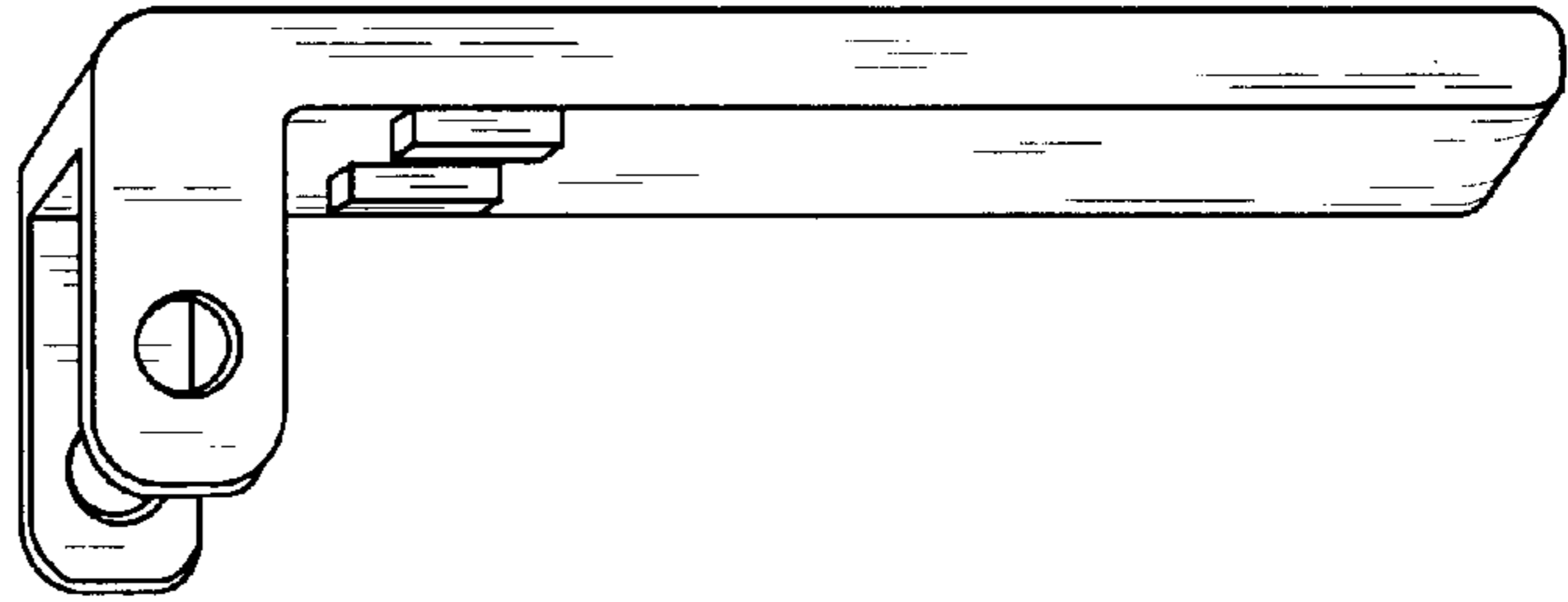


Fig. 2




Fig. 3



Fig. 4

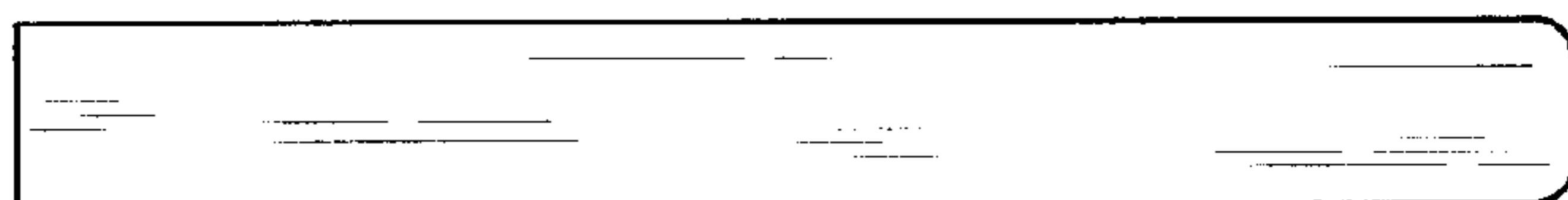


Fig. 5



Fig. 6

