



US00D480399S

(12) **United States Design Patent** (10) **Patent No.:** **US D480,399 S**
Takita et al. (45) **Date of Patent:** **** Oct. 7, 2003**

(54) **CONTROLLER FOR PERSONAL COMPUTER**

(75) Inventors: **Haruki Takita**, Musashino (JP);
Yasunobu Shimizu, Musashino (JP)

(73) Assignee: **Teac Corporation**, Tokyo (JP)

(**) Term: **14 Years**

(21) Appl. No.: **29/156,666**

(22) Filed: **Mar. 4, 2002**

(30) **Foreign Application Priority Data**

Sep. 3, 2001 (JP) 2001-025854

(51) **LOC (7) Cl.** **14-02**

(52) **U.S. Cl.** **D14/399**

(58) **Field of Search** D14/341-346,
D14/388, 391, 396, 454, 455, 125, 217,
399, 239; D18/1, 2, 7; 235/145 A, 145 R;
341/22, 23; 345/156, 168, 169, 172, 173,
87; 349/12; 361/680-686

(56) **References Cited**

U.S. PATENT DOCUMENTS

D340,916 S * 11/1993 Imura D14/338

D385,854 S * 11/1997 Sumii D14/399
D386,500 S * 11/1997 Matsumoto et al. D14/239
D411,530 S * 6/1999 Carter et al. D14/400
D421,975 S * 3/2000 Steel D14/399
D444,460 S * 7/2001 Kitazawa et al. D14/217
D453,327 S * 2/2002 Takita et al. D14/217

* cited by examiner

Primary Examiner—Freda Nunn

(74) *Attorney, Agent, or Firm*—Anderson Kill & Olick,
P.C.; Eugene Lieberstein; Michael N. Meller

(57) **CLAIM**

The ornamental design for a controller for personal computer, as shown and described.

DESCRIPTION

FIG. 1 is a perspective view of a controller for a personal computer;
FIG. 2 is a top plan view thereof;
FIG. 3 is a rear view thereof;
FIG. 4 is a front view thereof;
FIG. 5 is a right side view thereof; and,
FIG. 6 is a left side view thereof.
The broken lines are shown in the views for illustrative purposes only and form no part of the claimed design.

1 Claim, 3 Drawing Sheets

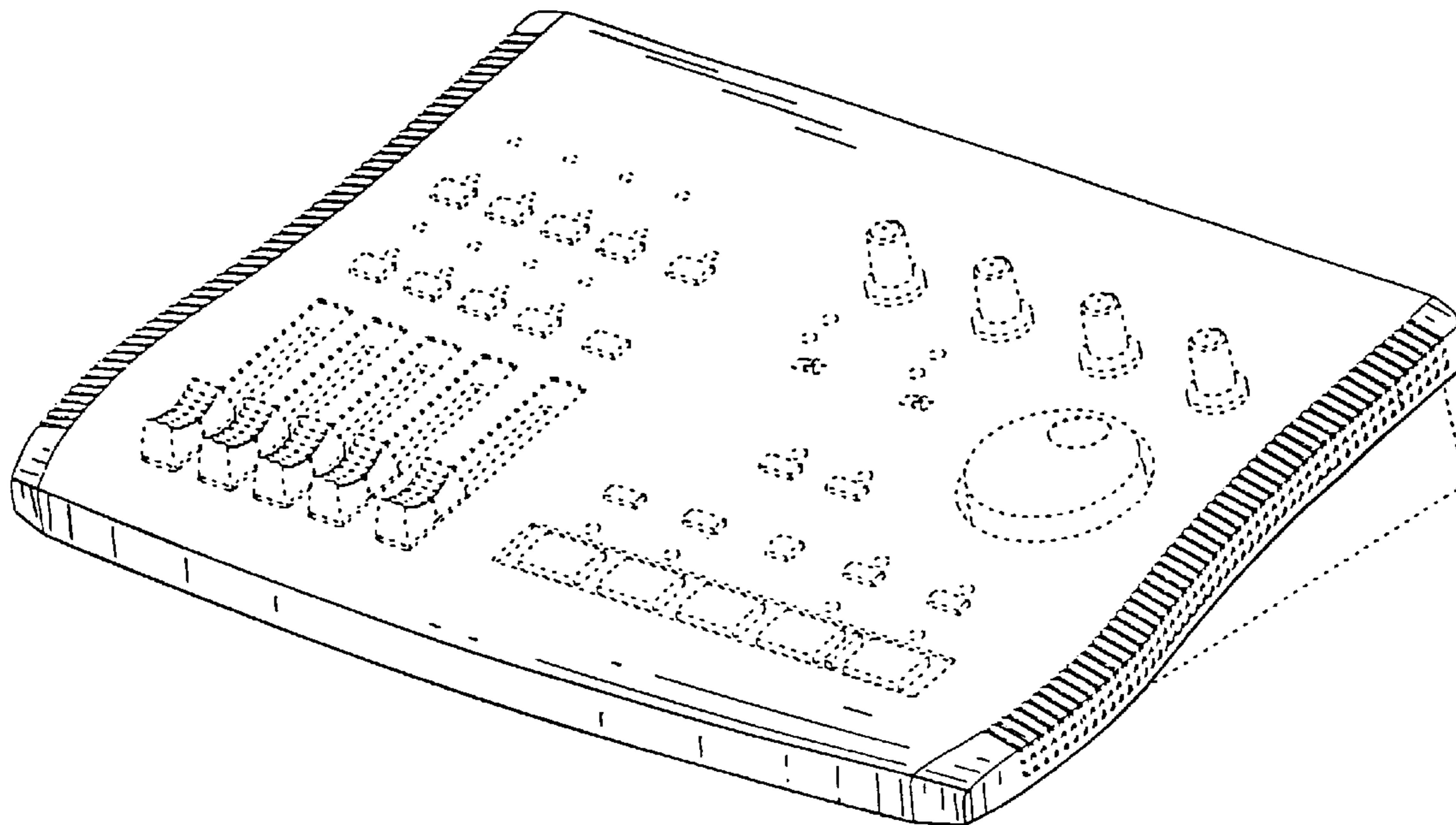


FIG. 1

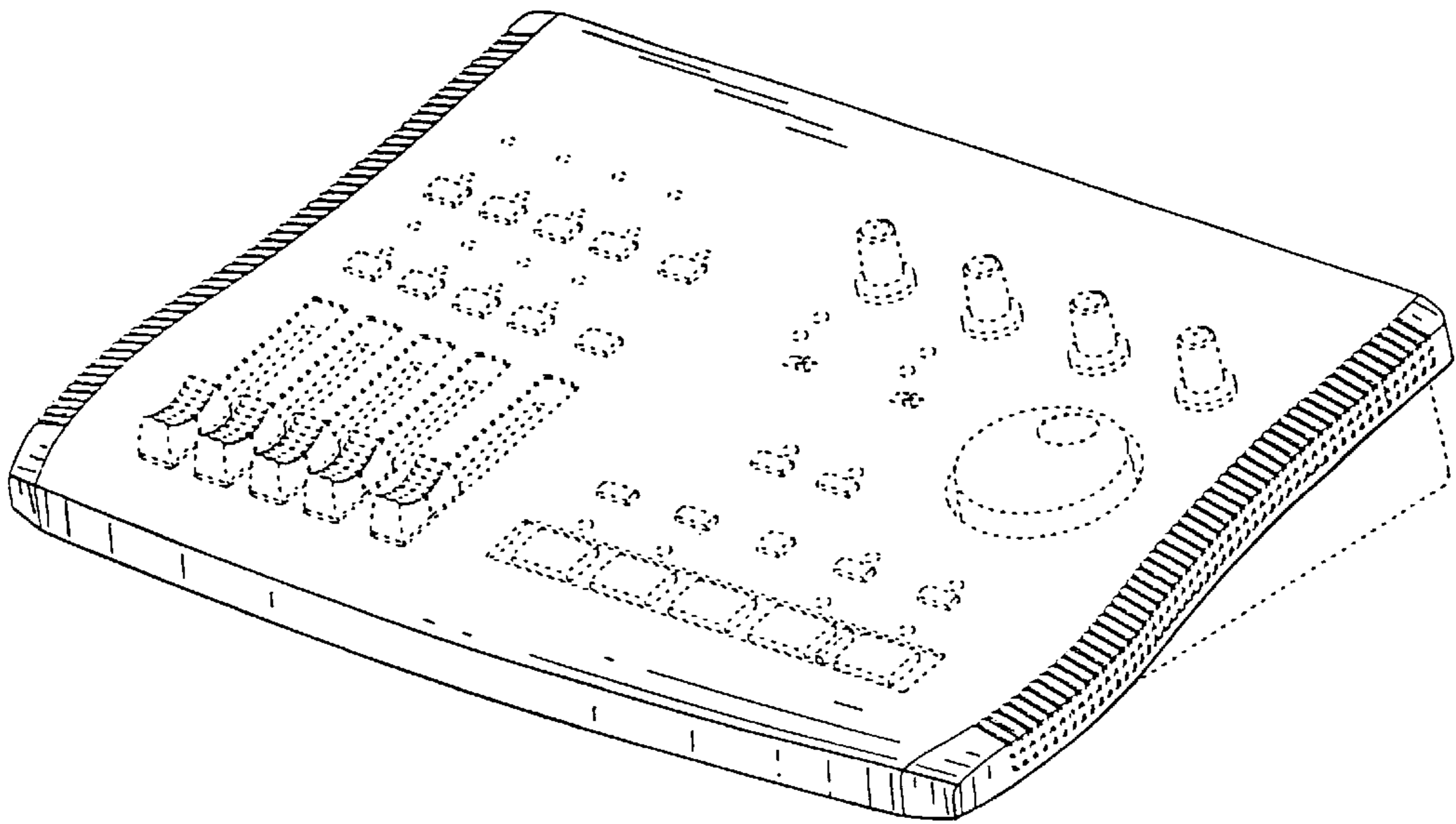
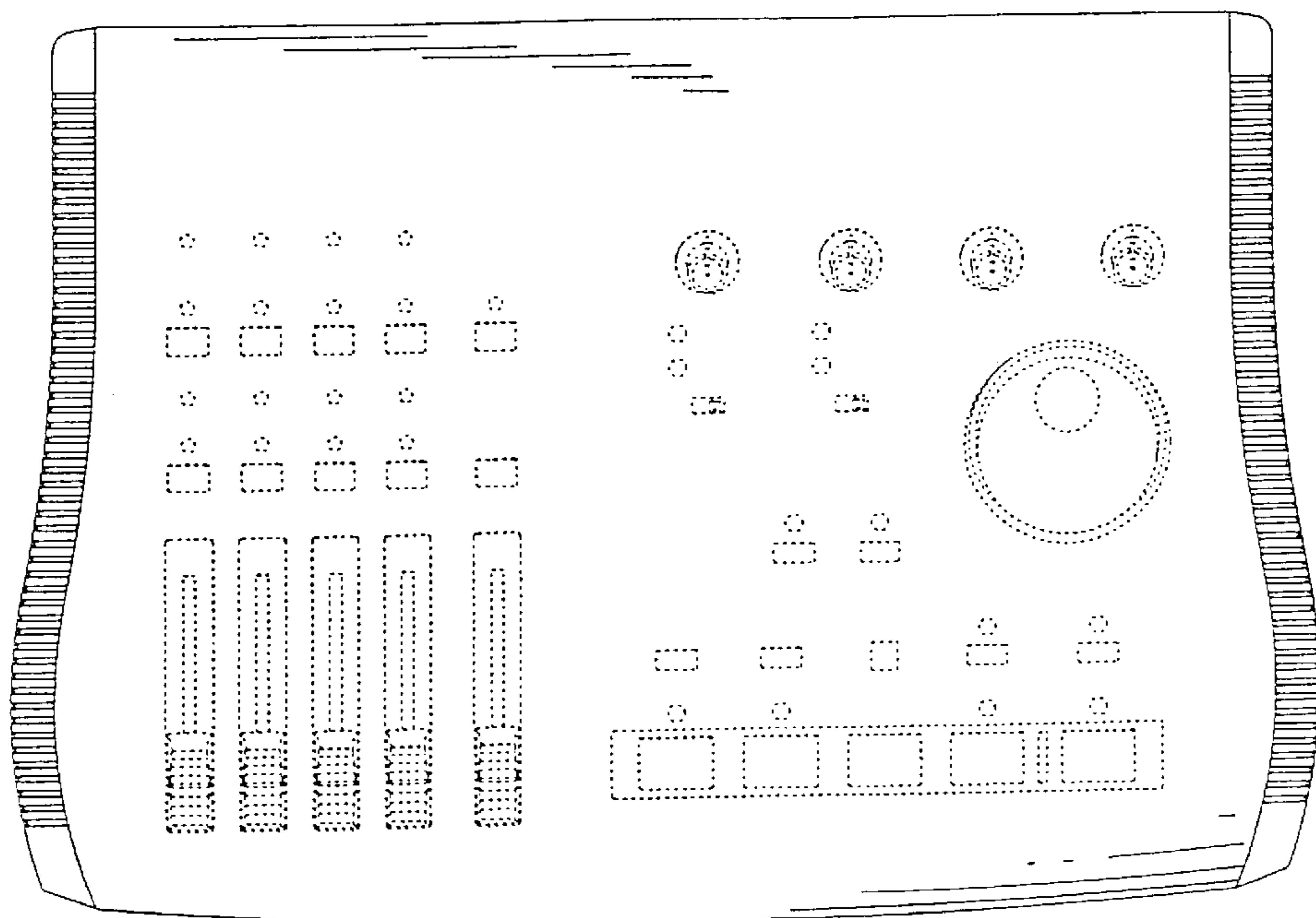


FIG. 2



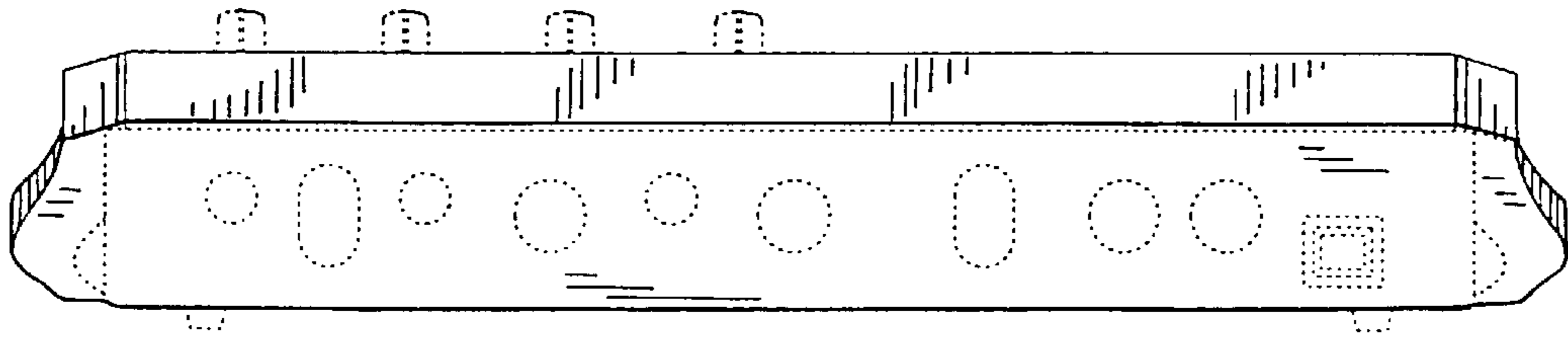


FIG. 3

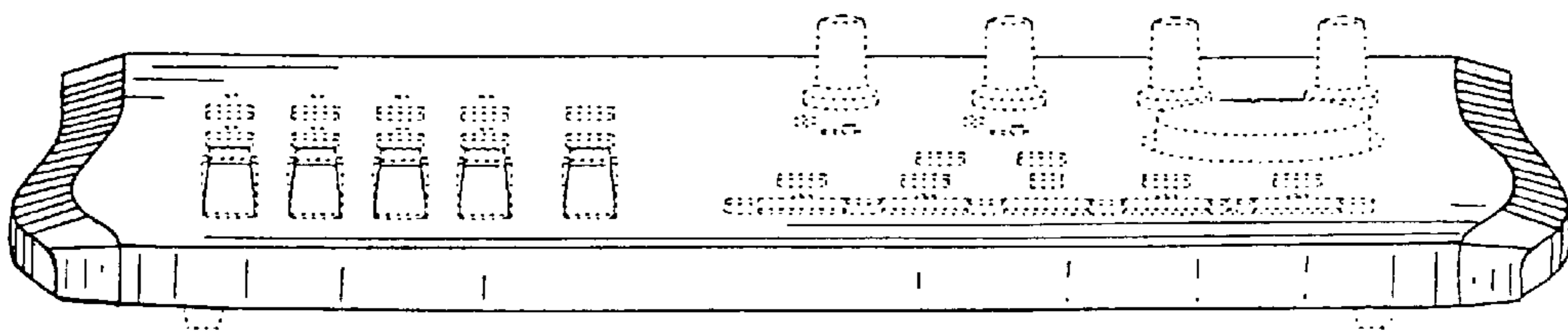


FIG. 4

FIG. 5

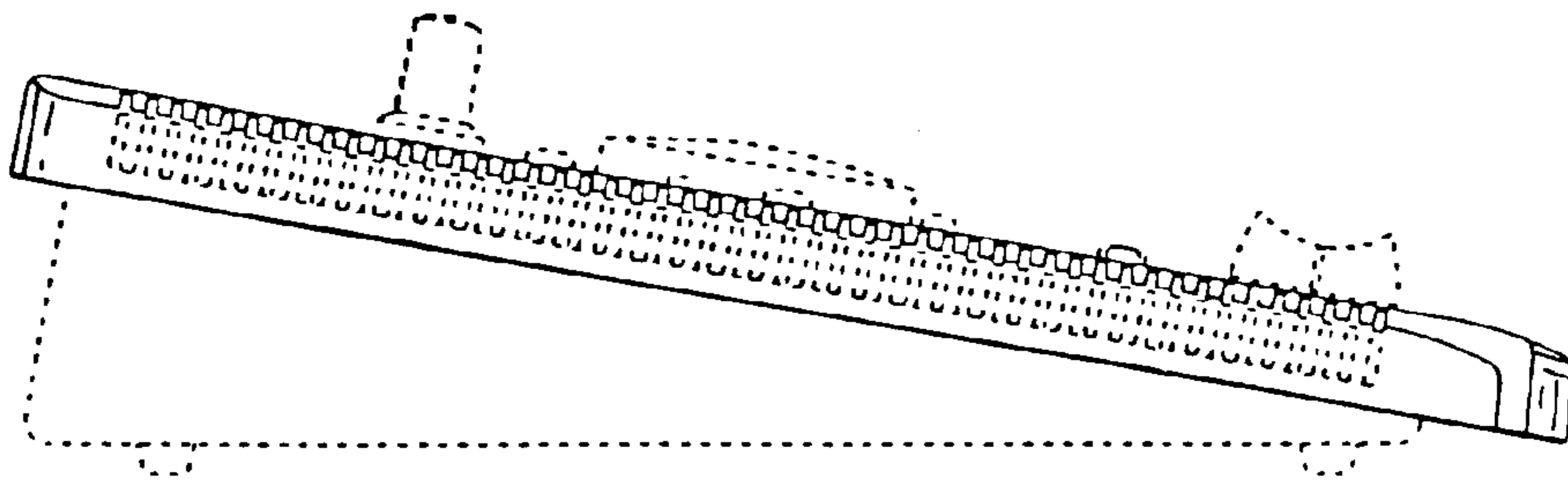


FIG. 6

