



US00D480393S

(12) **United States Design Patent**
Toor et al.

(10) **Patent No.: US D480,393 S**

(45) **Date of Patent: ** Oct. 7, 2003**

(54) **HANDSET CRADLE**

(75) Inventors: **Kamaldip Singh Toor**, San Diego, CA (US); **Terri Cruse**, Lathrop, CA (US); **Torence Lu**, San Jose, CA (US); **Troy Michael Trenchard**, Los Gatos, CA (US)

(73) Assignee: **Cisco Technology, Inc.**, San Jose, CA (US)

(**) Term: **14 Years**

(21) Appl. No.: **29/165,902**

(22) Filed: **Aug. 15, 2002**

(51) **LOC (7) Cl. 14-03**

(52) **U.S. Cl. D14/253; D14/149**

(58) **Field of Search** D14/137, 434, D14/138, 447, 148, 147, 149-151, 140-142, 240, 241, 251, 253, 451; 379/426, 449, 419, 420.01-420.04, 428.01-428.04, 440, 454, 455, 446; 455/550-575, 90; D13/107, 108; 320/110-115; D3/218

(56) **References Cited**

U.S. PATENT DOCUMENTS

D206,590 S	*	1/1967	Haggstrom et al.	D13/108
D227,117 S	*	6/1973	Breger	D14/251
D275,482 S	*	9/1984	Coons et al.	D14/253
D313,221 S	*	12/1990	Skully et al.	D13/108
D344,708 S	*	3/1994	Ho	D13/108
D363,284 S	*	10/1995	Solomita	D14/149
5,525,888 A	*	6/1996	Toya	320/111
D386,495 S	*	11/1997	Schmoll	D14/149
D388,434 S	*	12/1997	Lepack	D14/149
D399,244 S	*	10/1998	Coveley	D18/1
D405,801 S	*	2/1999	Nagele et al.	D14/253
D406,099 S	*	2/1999	Ng et al.	D13/107
D411,824 S	*	7/1999	Wilson, Sr. et al.	D13/108
5,946,637 A	*	8/1999	Umbach et al.	455/573
D414,180 S	*	9/1999	Waldner	D14/149
D414,490 S	*	9/1999	Heinen et al.	D14/148

D431,021 S	*	9/2000	Collins	D13/108
D431,809 S	*	10/2000	McBroom et al.	D13/107
6,130,521 A	*	10/2000	Collins et al.	320/115
D433,991 S	*	11/2000	Buchin et al.	D13/108
D444,121 S	*	6/2001	Chun et al.	D13/107
6,348,776 B2	*	2/2002	Kim	320/110
D459,344 S		6/2002	Vuolteenaho	D14/247
D459,345 S		6/2002	Vuolteenaho et al.	D14/248
D460,431 S	*	7/2002	Narita	D14/149
D460,754 S		7/2002	Ruohonen	D14/247
D461,174 S		8/2002	Ruohonen	D14/138
D461,182 S		8/2002	Ruohonen	D14/248
D461,467 S		8/2002	Ruohonen	D14/248
D461,468 S		8/2002	Ruohonen	D14/248
D462,071 S		8/2002	Ruohonen	D14/248
6,438,229 B1	*	8/2002	Overy et al.	379/446
D463,361 S		9/2002	Ruohonen	D13/108
D464,342 S		10/2002	Lee	D14/247
D468,685 S	*	1/2003	Jacobs et al.	D13/107

* cited by examiner

Primary Examiner—Jeffrey Asch

(74) *Attorney, Agent, or Firm*—Beyer Weaver & Thomas, LLP


(57) **CLAIM**

We claim the ornamental design for a handset cradle, as shown.

DESCRIPTION

FIG. 1 is an upper right front perspective view of the cradle including a phantom view of an exemplary handset suitable for inserting into the cradle;
FIG. 2 is a left side view of the cradle, the right side being a mirror image thereof;
FIG. 3 is a front view of the cradle;
FIG. 4 is a back view of the cradle;
FIG. 5 is a top plan view of the cradle; and,
FIG. 6 is a bottom plan view of the cradle.
The broken line, phantom view, of an exemplary handset in FIG. 1 is for illustrative purposes only and forms no part of the claimed design.

1 Claim, 3 Drawing Sheets



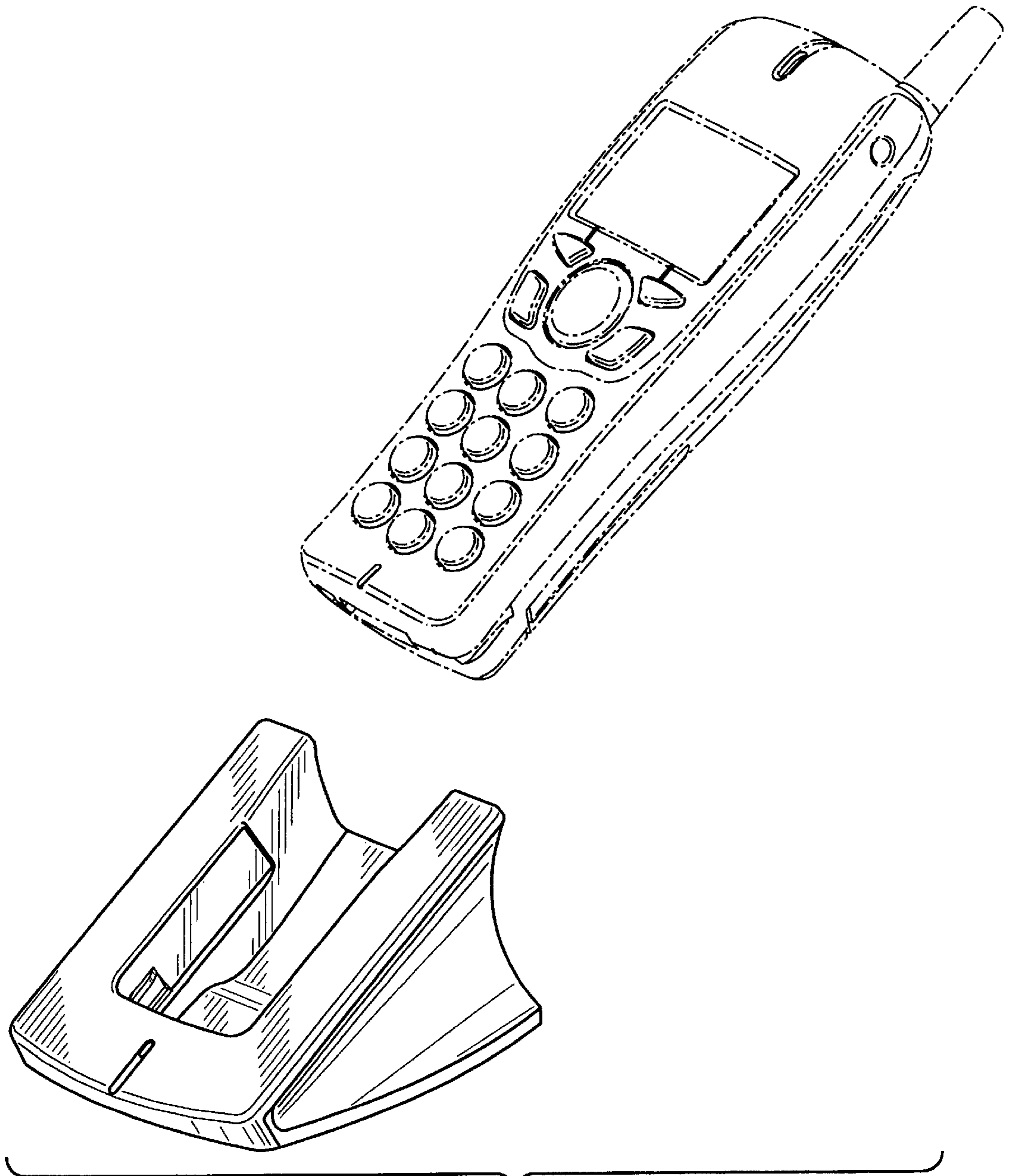


FIG. 1

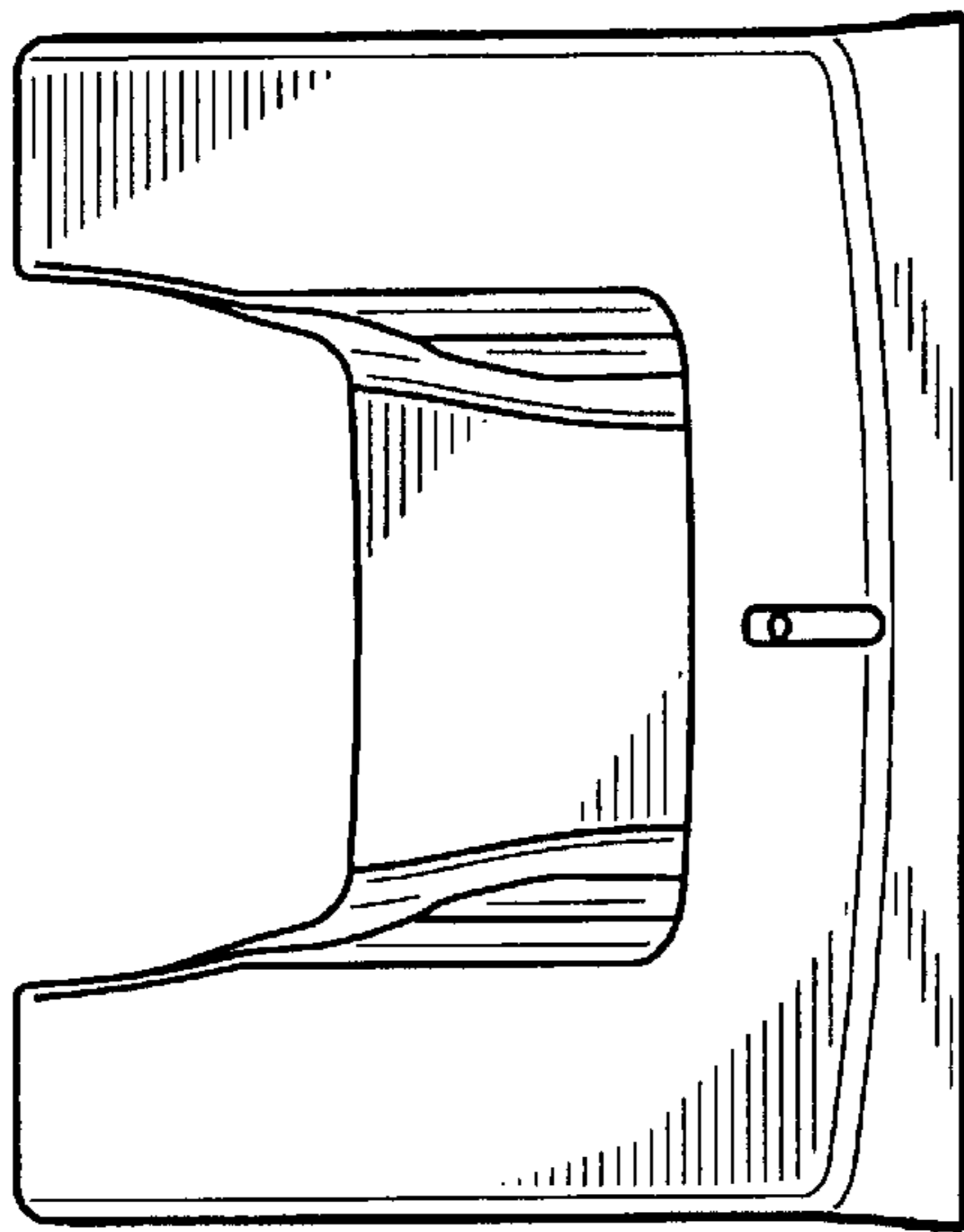


FIG. 3

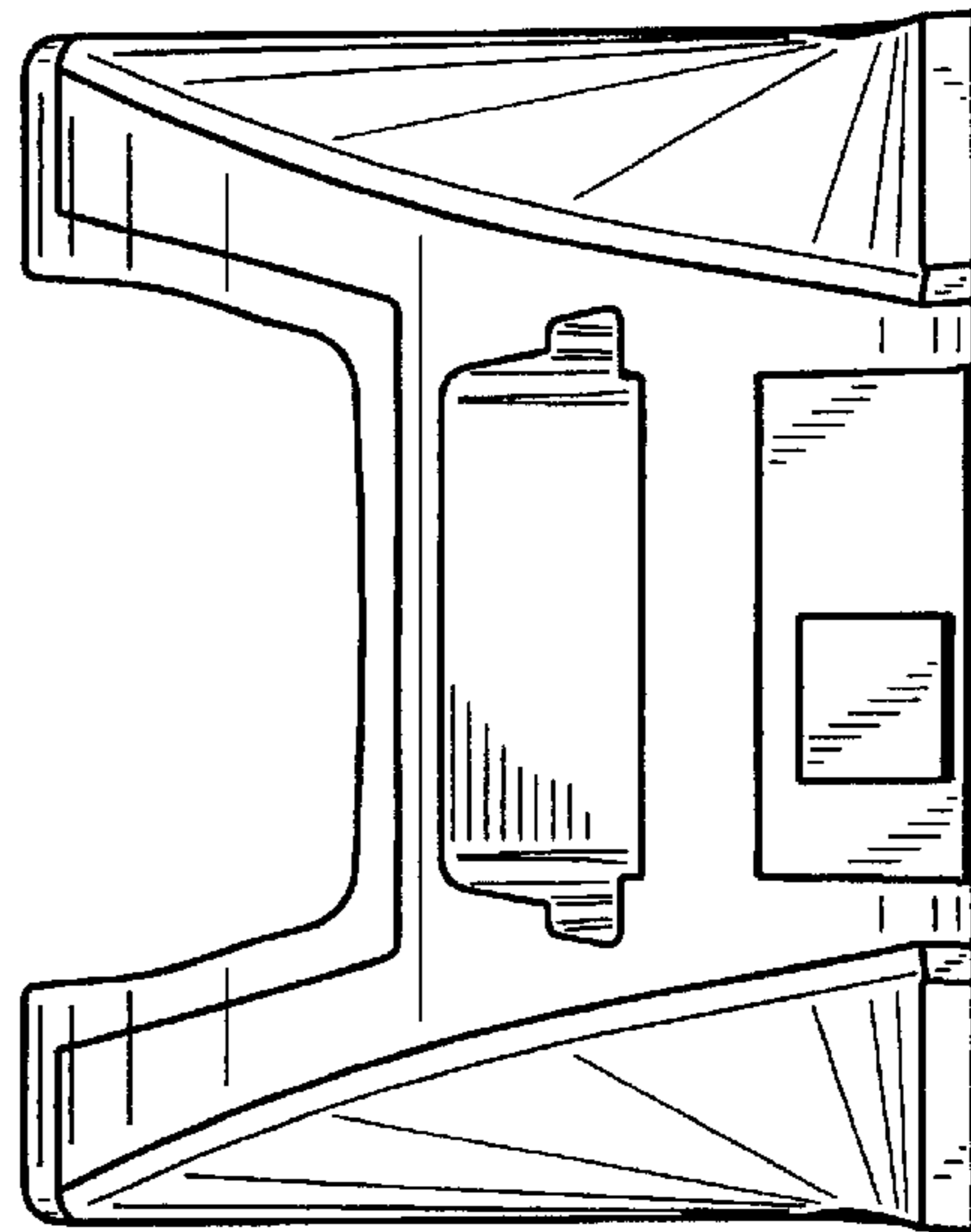


FIG. 4

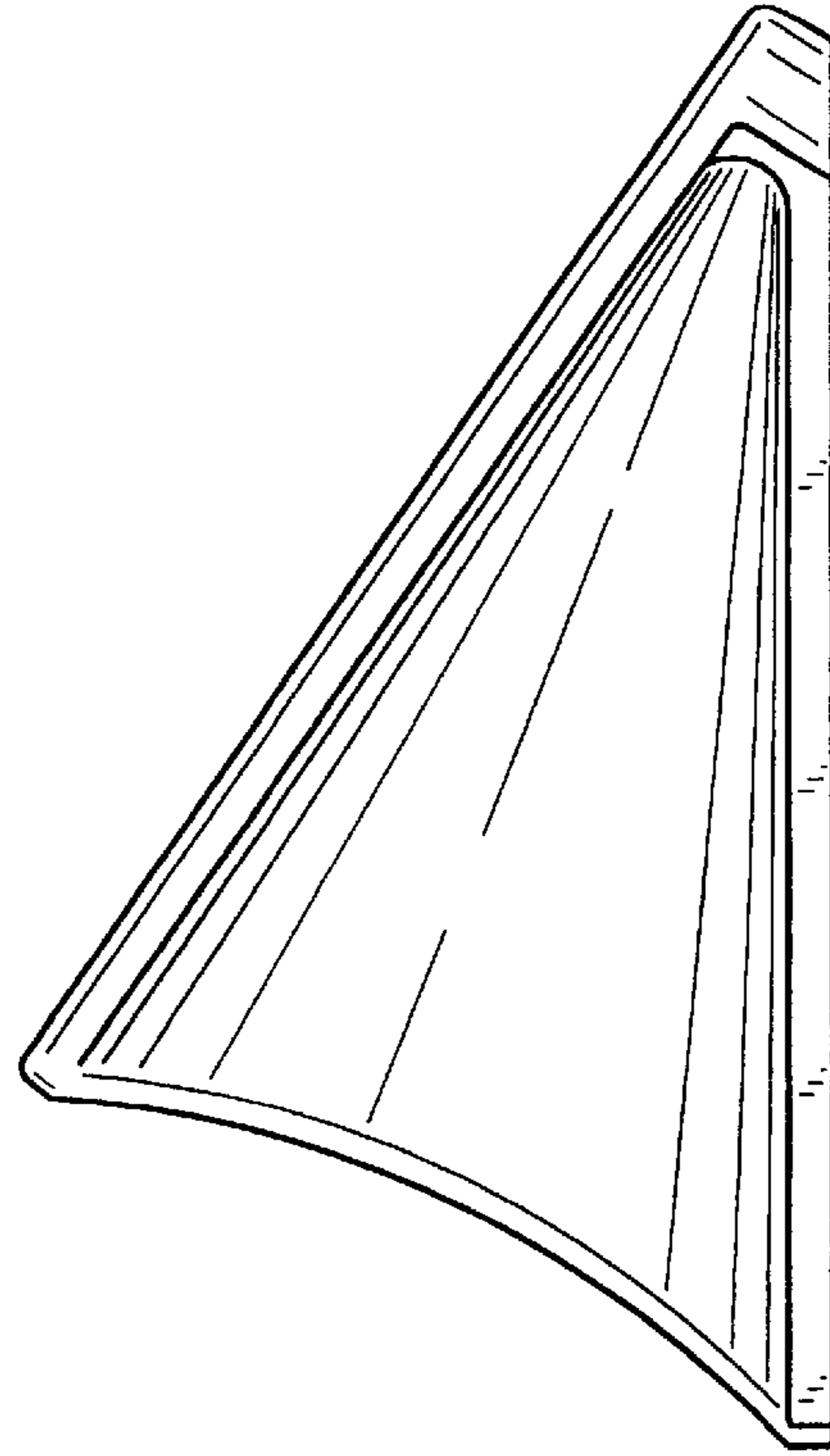


FIG. 2

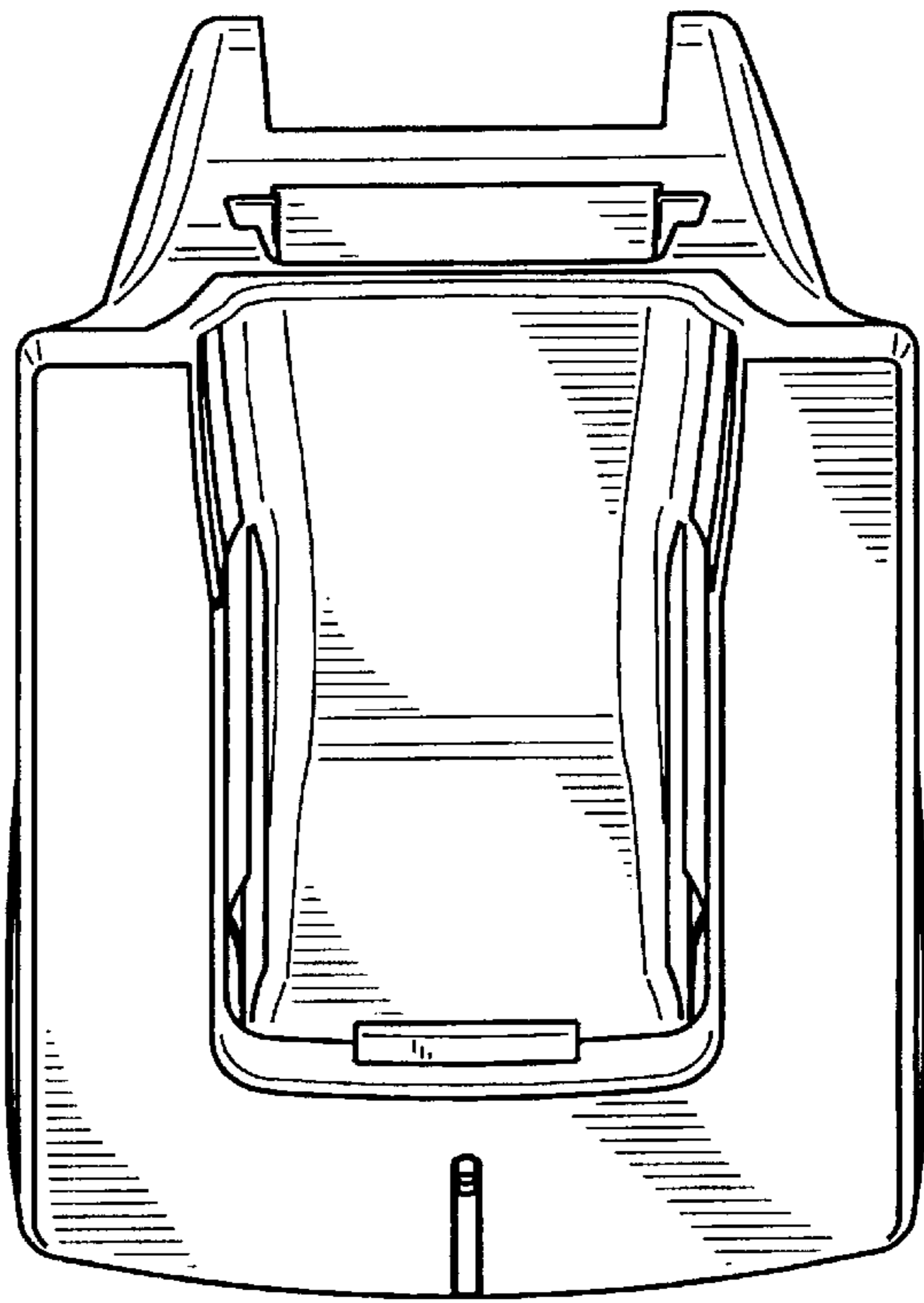


FIG. 5

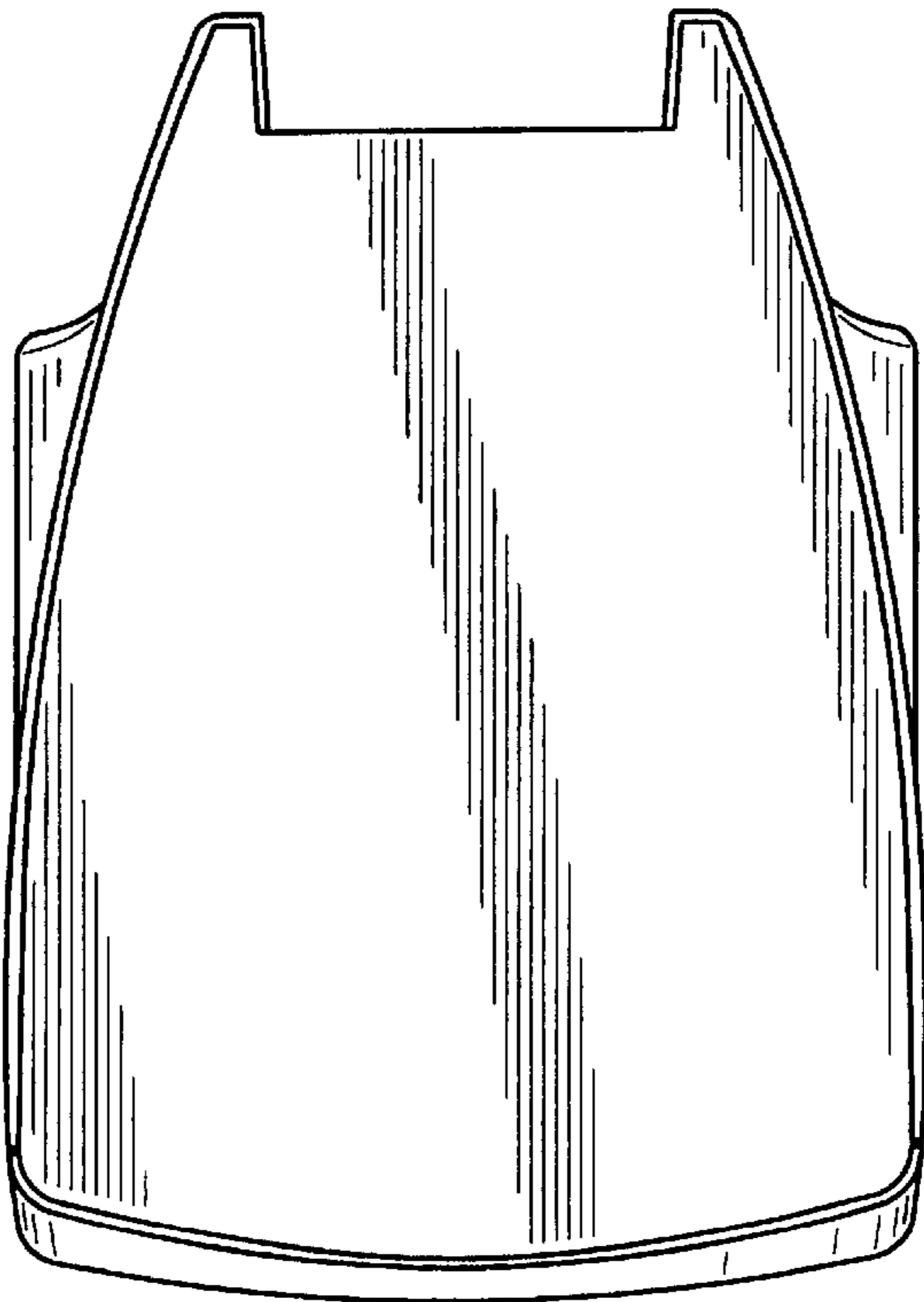


FIG. 6