



US00D480392S

(12) **United States Design Patent**
Dalby et al.

(10) **Patent No.: US D480,392 S**
(45) **Date of Patent: ** Oct. 7, 2003**

(54) **KEY BUTTON ARRANGEMENT FOR A HANDSET**
(75) Inventors: **Anthony Dalby**, London (GB); **Trevor Andrews**, Hampshire (GB)
(73) Assignee: **Nokia Corporation**, Espoo (FI)
(**) Term: **14 Years**

D455,413 S * 4/2002 Lee D14/138
D458,240 S * 6/2002 Suzuki et al. D14/138
D459,327 S * 6/2002 Ali D14/138
D459,328 S * 6/2002 Kurimoto D14/138
D459,711 S * 7/2002 Lee D14/138
D459,712 S * 7/2002 Langford D14/138
D459,717 S * 7/2002 Bohne D14/218
2002/0039890 A1 * 4/2002 Kim 455/90

(21) Appl. No.: **29/154,224**
(22) Filed: **Jan. 18, 2002**

(51) **LOC (7) Cl.** **14-03**
(52) **U.S. Cl.** **D14/247**
(58) **Field of Search** D14/137, 217,
D14/138, 218, 147-148, 247-249, 144,
455, 456, 341-347, 338-340, 399, 426,
387, 396, 392, 398, 429, 453, 194, 391,
400, 401, 257, 258, 265, 191; 379/433.01-433.13,
434, 419, 420.01-420.04, 428.01-428.02,
440, 368-370, 364; 455/550-575, 90; D13/168,
171, 174; D18/2, 7, 12.2, 12.3; D21/331,
333

OTHER PUBLICATIONS

U.S. patent application Ser. No. 29/154,250, Nokia Corporation, filed Jan. 18, 2002.
U.S. patent application Ser. No. 29/154,251, Nokia Corporation, filed Jan. 18, 2002.
U.S. patent application Ser. No. 29/154,289, Nokia Corporation, filed Jan. 18, 2002.
U.S. patent application Ser. No. 29/154,290, Nokia Corporation, filed Jan. 18, 2002.
U.S. patent application Ser. No. 29/154,287, Nokia Corporation, filed Jan. 18, 2002.
U.S. patent application Ser. No. 29/154,222, Nokia Corporation, filed Jan. 18, 2002.
U.S. patent application Ser. No. 29/154,223, Nokia Corporation, filed Jan. 18, 2002.
U.S. patent application Ser. No. 29/154,215, Nokia Corporation, filed Jan. 18, 2002.
U.S. patent application Ser. No. 29/154,288, Nokia Corporation, filed Jan. 18, 2002.
U.S. patent application Ser. No. 29/154,225, Nokia Corporation, filed Jan. 18, 2002.

(56) **References Cited**

U.S. PATENT DOCUMENTS

D411,536 S * 6/1999 Page et al. D14/137
D413,896 S * 9/1999 Frye et al. D14/247
D415,495 S * 10/1999 Gerba et al. D14/218
D416,255 S * 11/1999 Johansson et al. D14/144
D420,351 S * 2/2000 Waldner D14/138
D434,409 S * 11/2000 Clapper D14/218
D434,742 S * 12/2000 Elkins et al. D14/138
D435,027 S * 12/2000 Wolf et al. D14/138
D439,230 S * 3/2001 Braxton et al. D14/138
D440,955 S * 4/2001 Tanaka et al. D14/138
D440,970 S * 4/2001 Henderson et al. D14/399
D442,930 S * 5/2001 Nguyen et al. D14/138
D445,102 S * 7/2001 Lai D14/138
D446,201 S * 8/2001 Kim D14/138
D451,079 S * 11/2001 Ali D14/138
D454,550 S * 3/2002 Hayasaka et al. D14/138
D454,850 S * 3/2002 Salmi et al. D14/138
D455,134 S * 4/2002 Kolinen D14/138
D455,412 S * 4/2002 Vuolteenaho et al. D14/138

* cited by examiner

Primary Examiner—Jeffrey Asch
(74) *Attorney, Agent, or Firm*—Banner & Witcoff, Ltd.

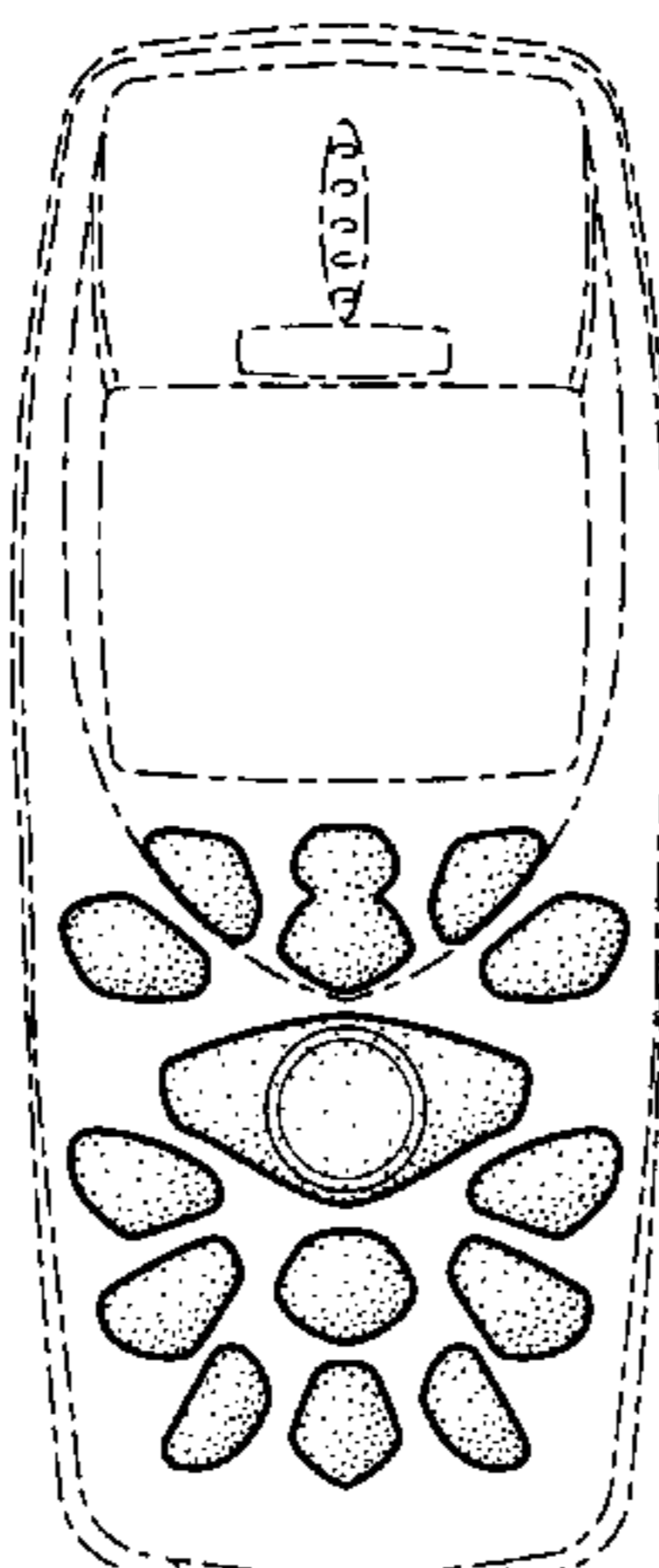
(57) **CLAIM**

We claim the ornamental design for a key button arrangement for a handset, as shown and described.

DESCRIPTION

FIG. 1 is a front view of the key button arrangement for a handset; and,
FIG. 2 is a perspective front view thereof.
The broken line showings throughout the drawing views are for illustrative purposes only and form no part of the claimed design.

1 Claim, 1 Drawing Sheet



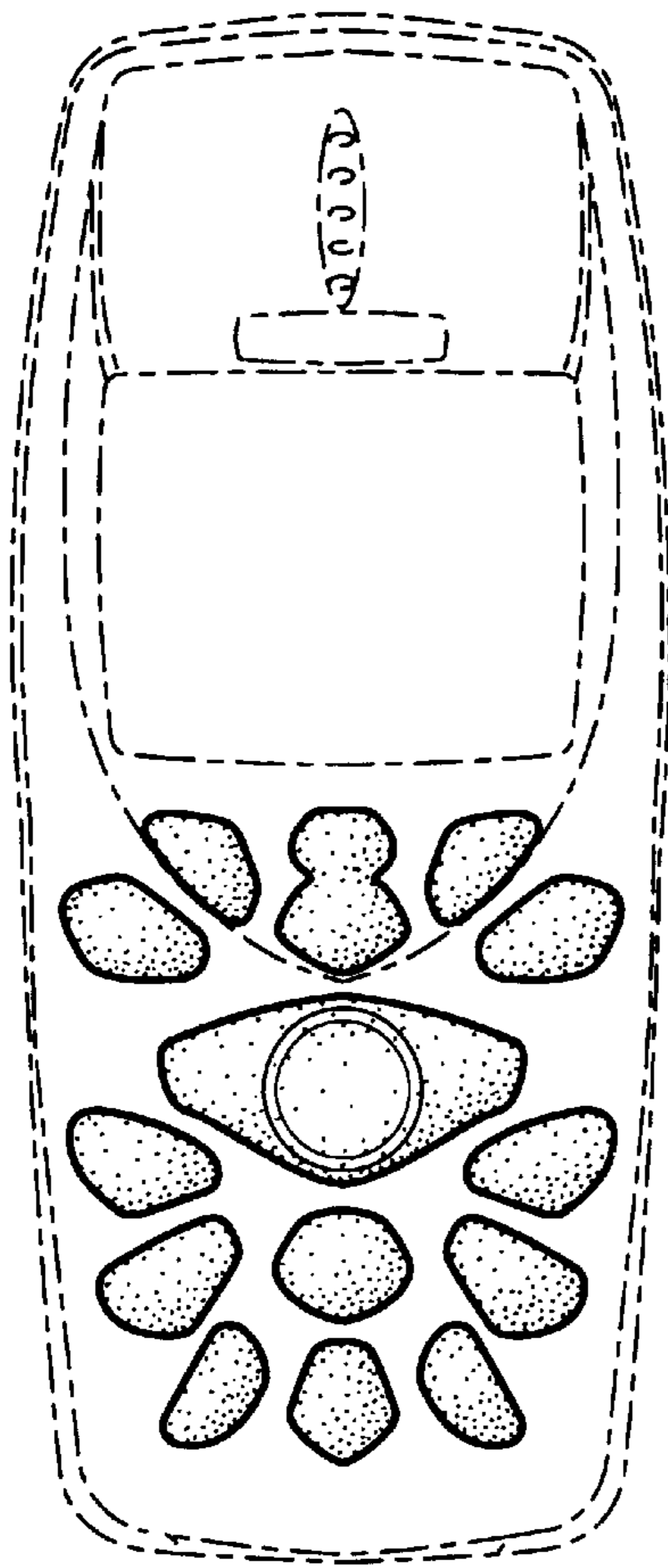


FIG. 1

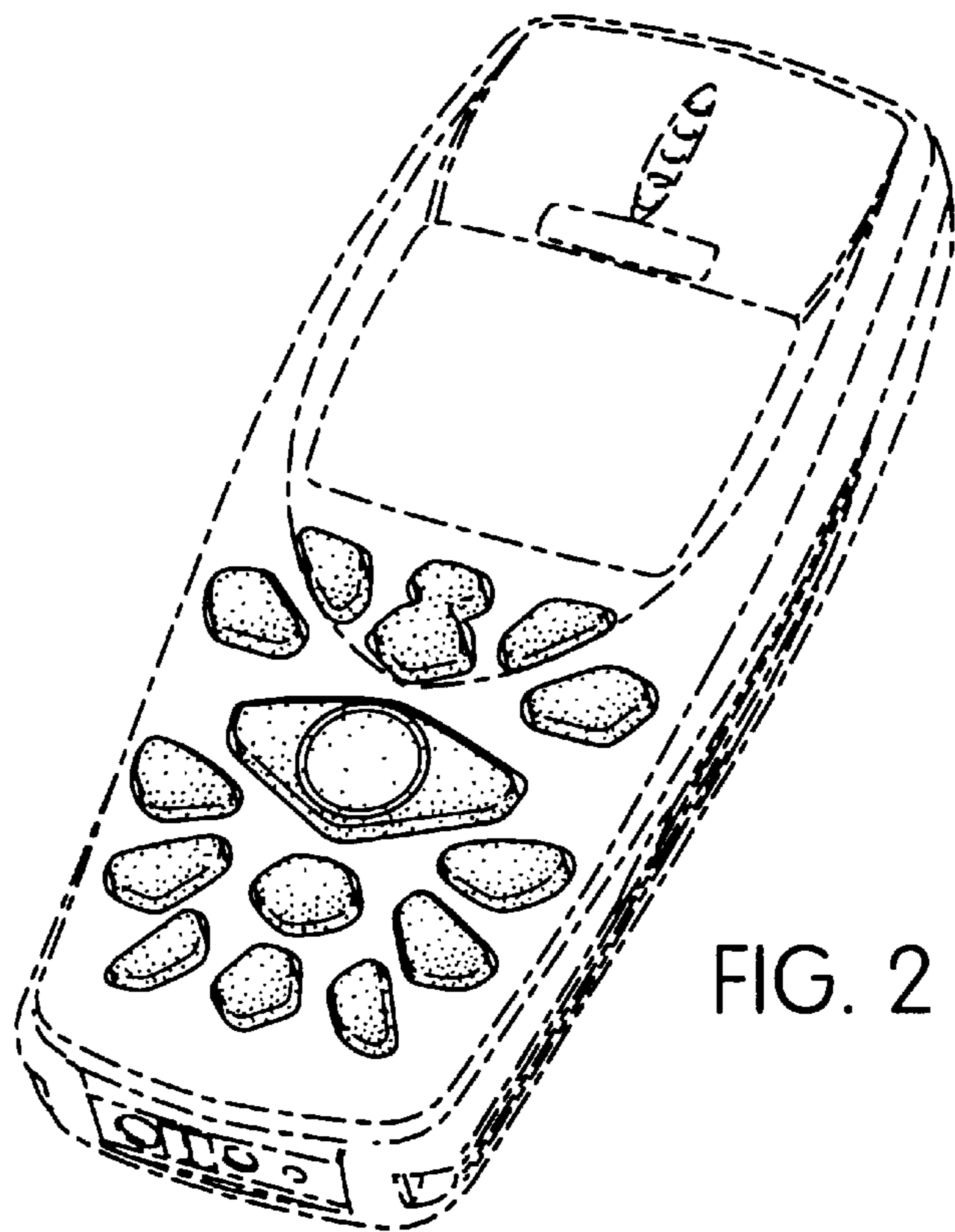


FIG. 2