



US00D480380S

(12) **United States Design Patent**
Lee

(10) **Patent No.:** **US D480,380 S**

(45) **Date of Patent:** **** Oct. 7, 2003**

(54) **RADIO**

(75) **Inventor:** **Stuart Harvey Lee**, New York City, NY (US)

(73) **Assignee:** **OneWorld Enterprises Ltd.**, Hong Kong SAR (CN)

(**) **Term:** **14 Years**

(21) **Appl. No.:** **29/165,141**

(22) **Filed:** **Aug. 7, 2002**

(51) **LOC (7) Cl.** **14-03**

(52) **U.S. Cl.** **D14/188**

(58) **Field of Search** D14/188, 198,
D14/204, 216, 275, 195; 455/344, 347-351,
130

(56) **References Cited**

U.S. PATENT DOCUMENTS

4,676,619 A	*	6/1987	Wolley	455/344
D326,853 S	*	6/1992	Ogasawara	D14/188
D348,883 S	*	7/1994	Peersmann	D14/188
D352,714 S	*	11/1994	Ichikawa et al.	D14/188
D372,475 S	*	8/1996	Shudo	D14/188
D381,983 S	*	8/1997	NagaL	D14/168

D395,885 S	*	7/1998	Hough et al.	D14/188
5,883,859 A	*	3/1999	Bentley	455/344
6,049,290 A	*	4/2000	Halstead	455/344
D453,924 S	*	2/2002	Chen	D14/188

* cited by examiner

Primary Examiner—Prabhakar Deshmukh

(74) *Attorney, Agent, or Firm*—Burns, Doane, Swecker & Mathis, L.L.P.


(57) **CLAIM**

The ornamental design for a “radio”, as shown and described.

DESCRIPTION

FIG. 1 is a front view of a “radio” showing my design; FIG. 2 is a rear view thereof; FIG. 3 is a top plan view thereof; FIG. 4 is a bottom view thereof; FIG. 5 is a left side view thereof; FIG. 6 is a right side view thereof; FIG. 7 is a front perspective view thereof from top and right side; and, FIG. 8 is a rear perspective view thereof from top and right side.

1 Claim, 4 Drawing Sheets



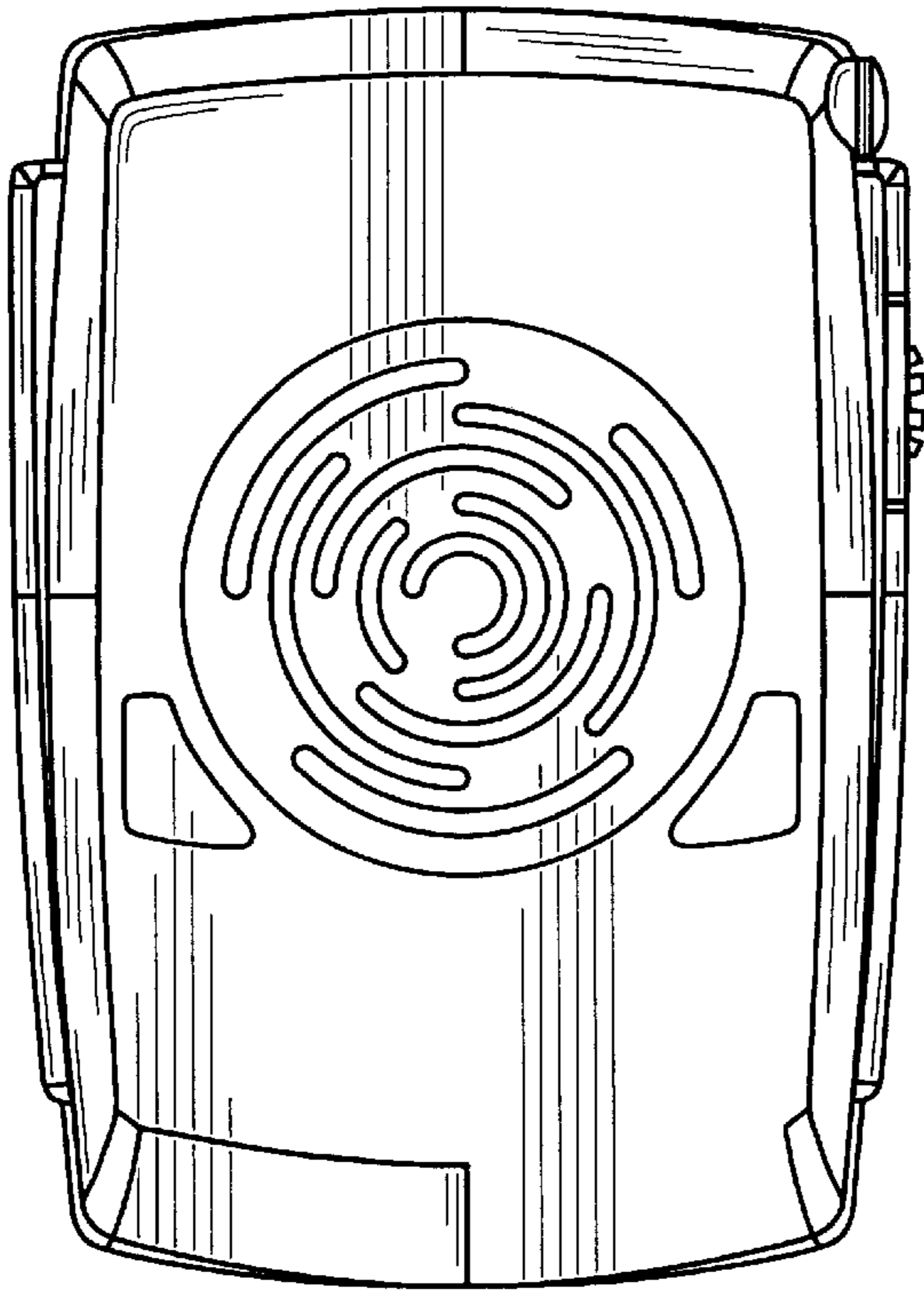


FIG. 1

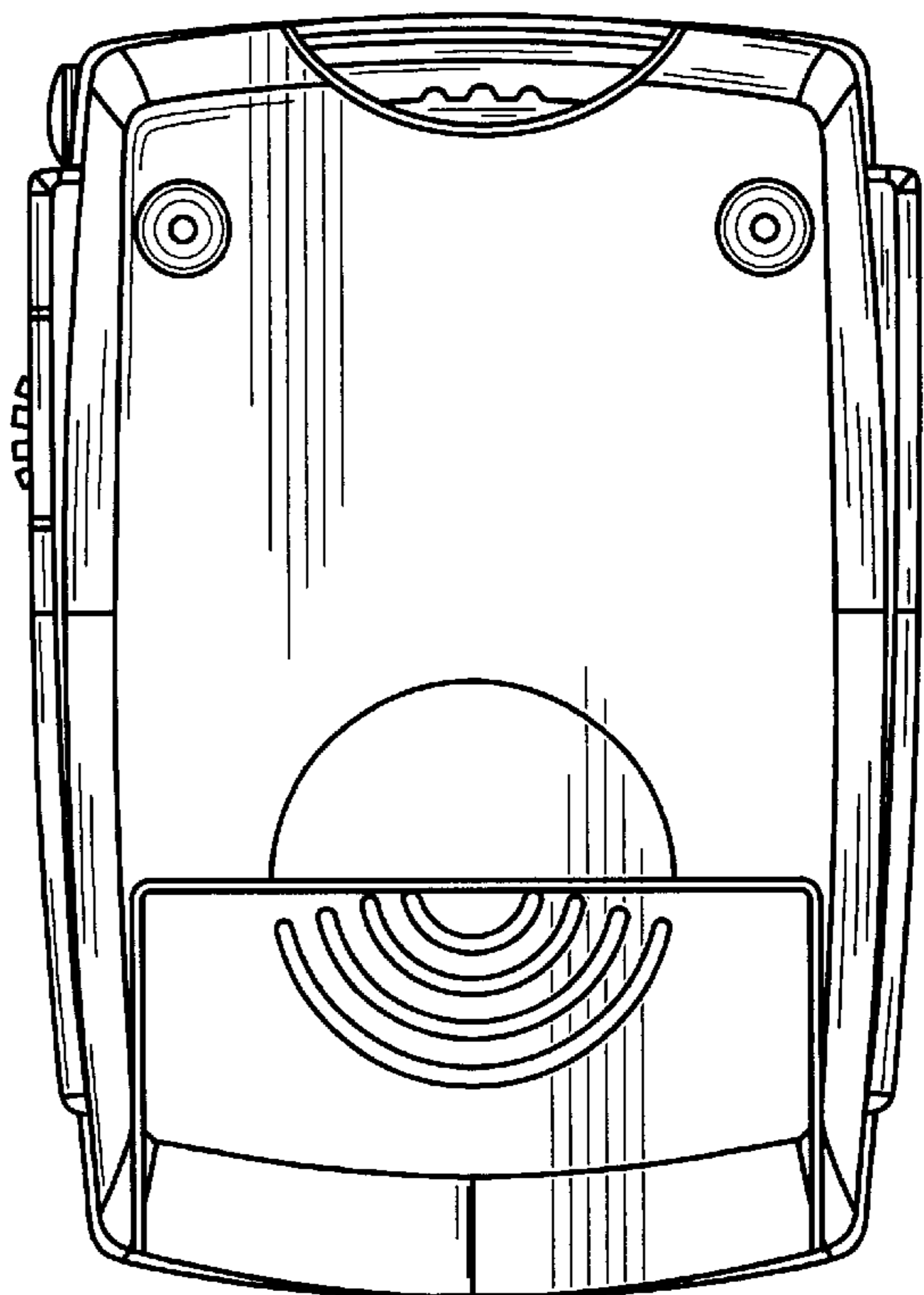


FIG. 2




FIG. 3

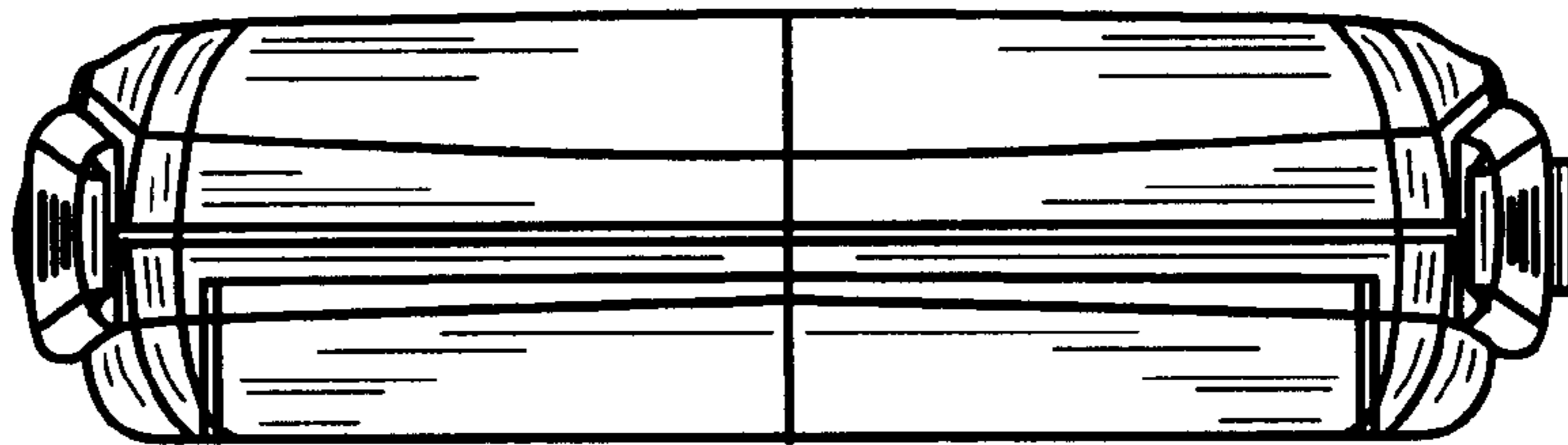


FIG. 4

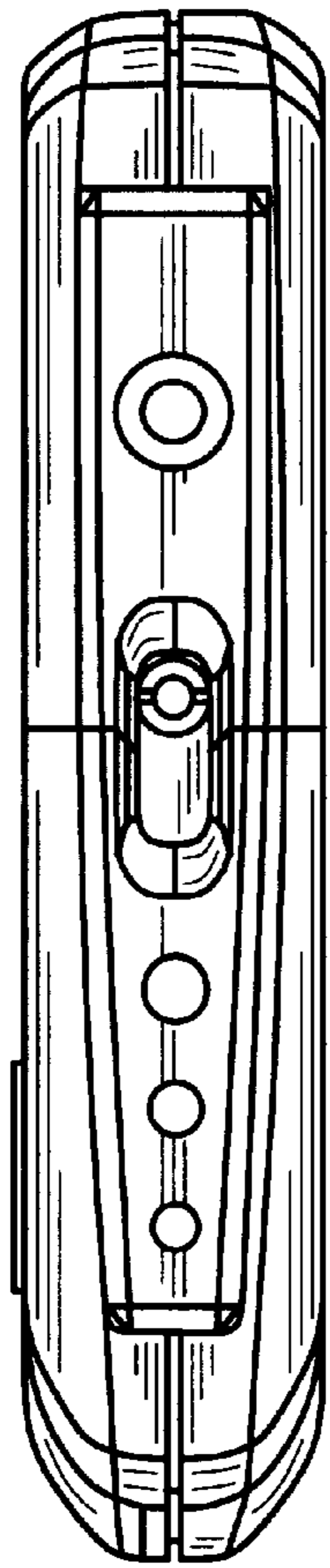


FIG. 5

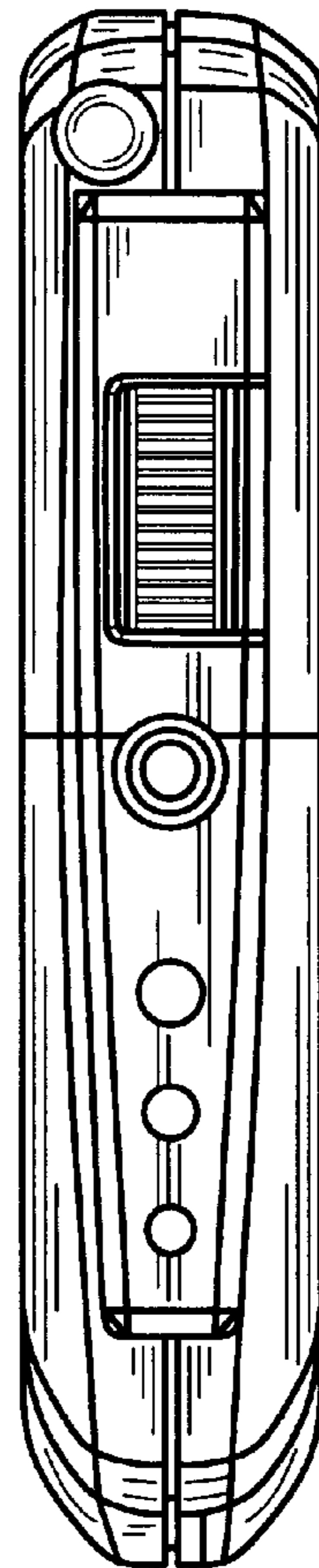


FIG. 6




FIG. 7

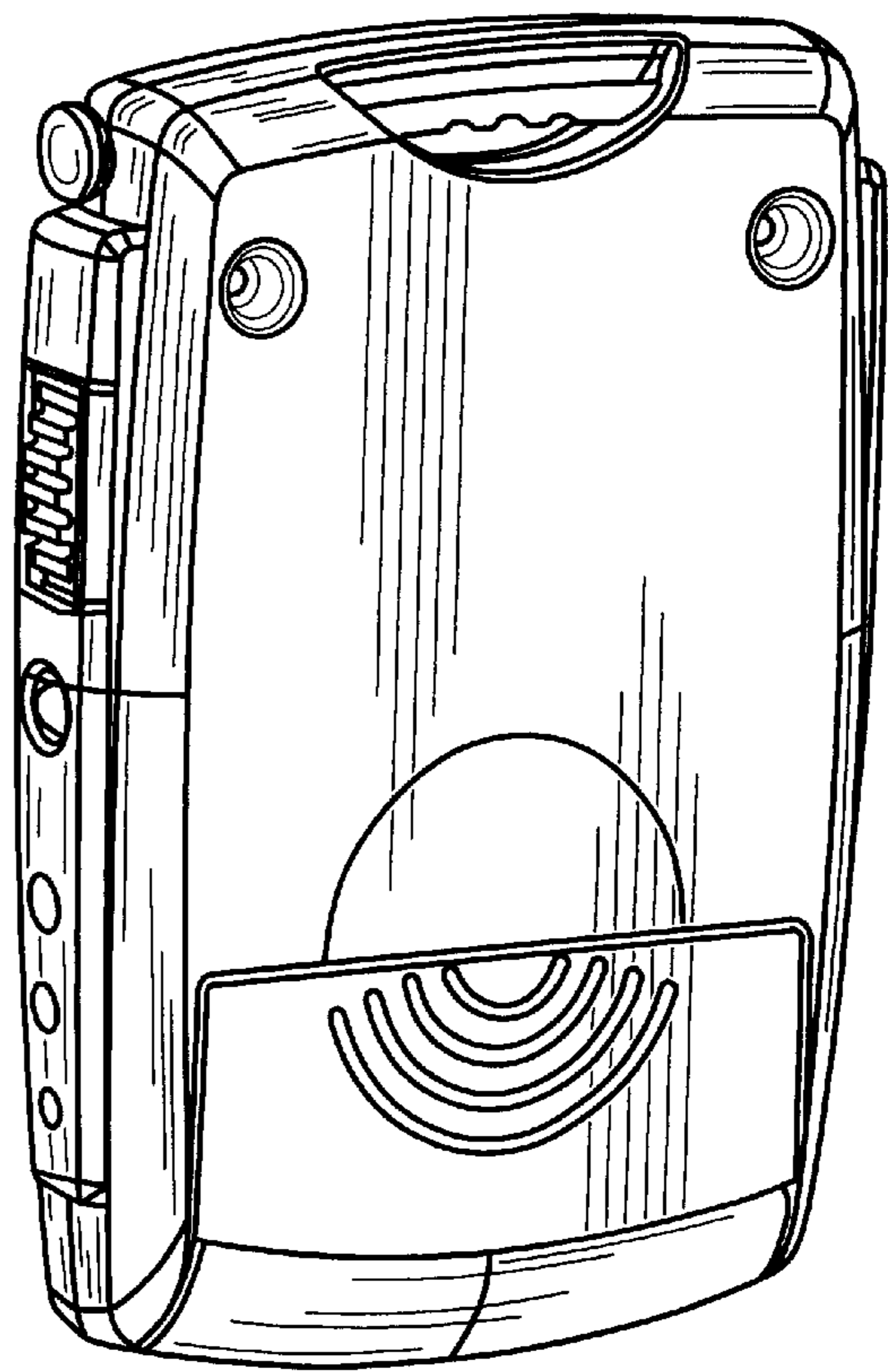


FIG. 8