



US00D480375S

(12) **United States Design Patent**
Cebe et al.

(10) **Patent No.:** **US D480,375 S**

(45) **Date of Patent:** **** Oct. 7, 2003**

(54) **PORTABLE COMMUNICATION DEVICE**

(75) Inventors: **Chrome M. Cebe**, Lincoln, RI (US);
Phoebe Ng, Sunrise, FL (US); **William H. Robertson, Jr.**, Ft. Lauderdale, FL (US)

(73) Assignee: **Motorola, Inc.**, Schaumburg, IL (US)

(**) Term: **14 Years**

(21) Appl. No.: **29/162,730**

(22) Filed: **Jun. 20, 2002**

(51) **LOC (7) Cl.** **14-03**

(52) **U.S. Cl.** **D14/147; D14/248**

(58) **Field of Search** D14/137, 138,
D14/218, 147-149, 247-249, 144, 240,
242, 341-347, 399, 426, 387, 429, 453,
197, 198, 189, 192, 193, 157, 194, 195,
196, 158; 379/433.01-433.13, 434, 419,
420.01-420.04, 428.01-428.02, 440; 455/550.01-90.3;
D13/168; D18/2, 7; D21/517, 329, 331,
333; D10/104, 106, 65; 381/86

(56) **References Cited**

U.S. PATENT DOCUMENTS

D121,478 S	*	7/1940	Loewy	D28/51
D344,512 S	*	2/1994	Taylor	D14/138
D344,943 S	*	3/1994	Kajita et al.	D14/138
D352,028 S	*	11/1994	Siddoway et al.	D14/138
D358,148 S	*	5/1995	Nagele et al.	D14/138
D366,872 S	*	2/1996	Nagele et al.	D14/138
D371,359 S	*	7/1996	Hung	D14/147
D382,869 S	*	8/1997	Siddoway et al.	D14/137
D383,133 S	*	9/1997	Imazeki	D14/198
D383,748 S	*	9/1997	Harris et al.	D14/138
D384,079 S	*	9/1997	Hung	D14/248
D391,253 S	*	2/1998	Meyer	D14/138
D393,638 S	*	4/1998	Page et al.	D14/137
D401,929 S	*	12/1998	Lucaci et al.	D14/138
D401,931 S	*	12/1998	Chan et al.	D14/147
D409,188 S	*	5/1999	Fukunaga	D14/147

D411,536 S	*	6/1999	Page et al.	D14/137
D412,169 S	*	7/1999	Schnell, III et al.	D14/138
D412,502 S	*	8/1999	Fuke et al.	D14/148
D413,132 S	*	8/1999	Milam	D14/146
D416,016 S	*	11/1999	Hughes et al.	D14/147
D421,435 S	*	3/2000	Haase et al.	D14/137
D422,585 S	*	4/2000	Ng et al.	D14/137
D423,492 S	*	4/2000	Renard	D14/138
D430,129 S	*	8/2000	Sillers	D14/147
D432,509 S	*	10/2000	Webb et al.	D14/138
D433,670 S	*	11/2000	Lohrding et al.	D14/138
D434,742 S	*	12/2000	Elkins et al.	D14/138
D437,838 S	*	2/2001	Ko	D14/147
D442,157 S	*	5/2001	Muenschler et al.	D14/138
D451,484 S	*	12/2001	Page et al.	D14/138
D455,143 S	*	4/2002	Fisher et al.	D14/171
D468,280 S	*	1/2003	Kim et al.	D14/138
D468,714 S	*	1/2003	Maruska et al.	D14/138
D469,069 S	*	1/2003	Ng et al.	D214/138
D469,748 S	*	1/2003	Ribeiro et al.	D14/138

* cited by examiner

Primary Examiner—Jeffrey Asch

(74) *Attorney, Agent, or Firm*—Randi L. Dulaney

(57) **CLAIM**

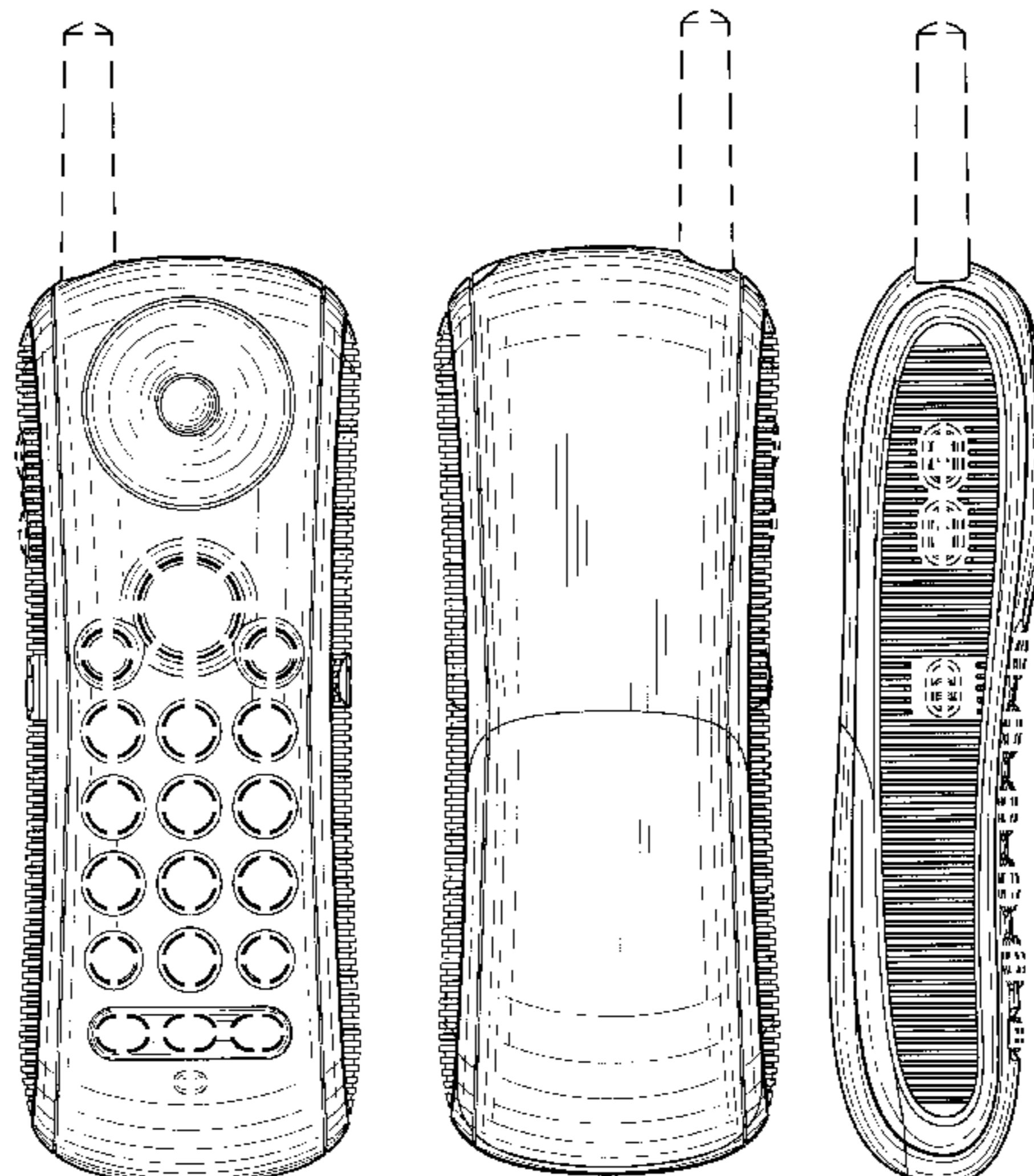
The ornamental design for a portable communication device, as shown and described.

DESCRIPTION

FIG. 1 is a front orthographic view of one embodiment of a portable communication device showing our new design; FIG. 2 is a rear orthographic view thereof; FIG. 3 is a left side orthographic view thereof; FIG. 4 is a right side orthographic view thereof; FIG. 5 is a top orthographic view thereof; FIG. 6 is a bottom orthographic view thereof; and, FIG. 7 is a perspective view thereof.

The broken lines shown in FIGS. 1-7 are included for the purpose of illustrating environmental elements only and form no part of the claimed design.

1 Claim, 6 Drawing Sheets






FIG. 1

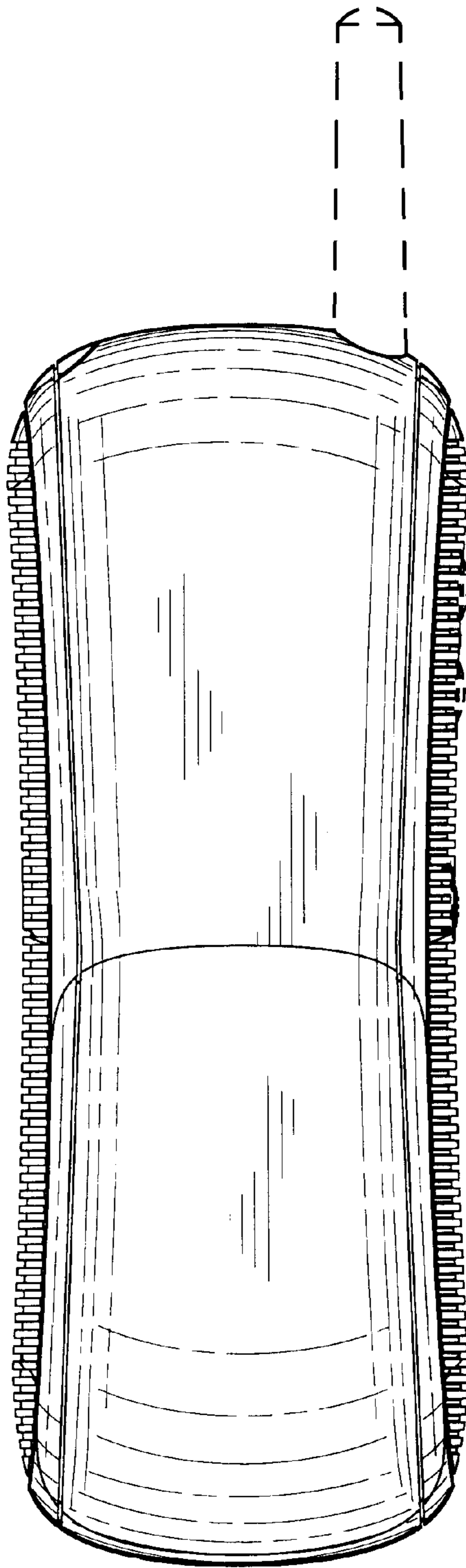


FIG. 2

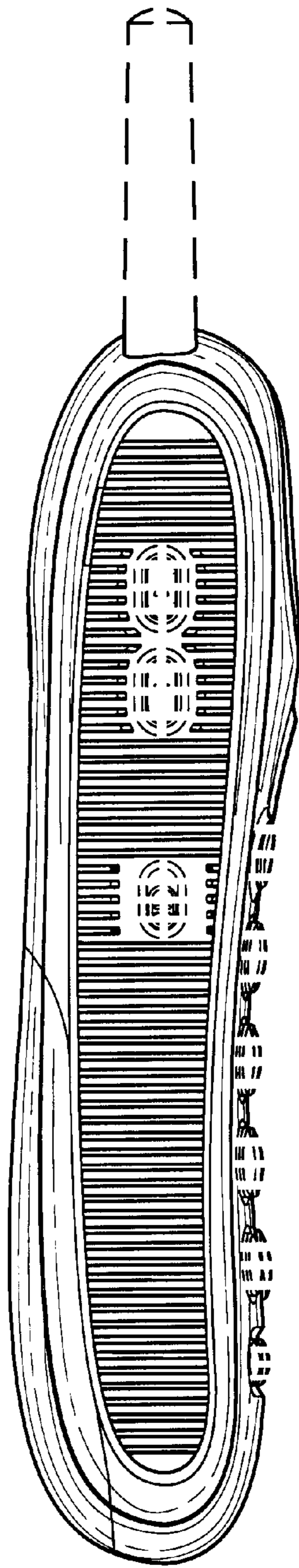


FIG. 3

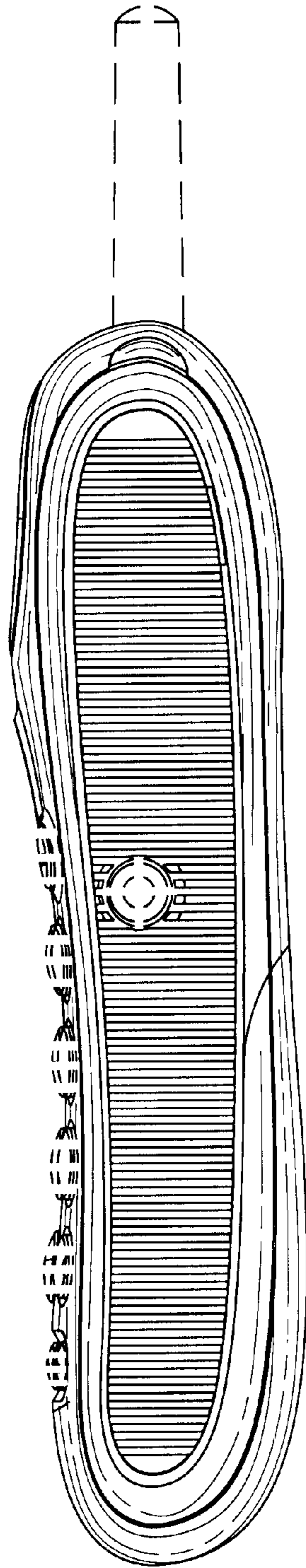


FIG. 4

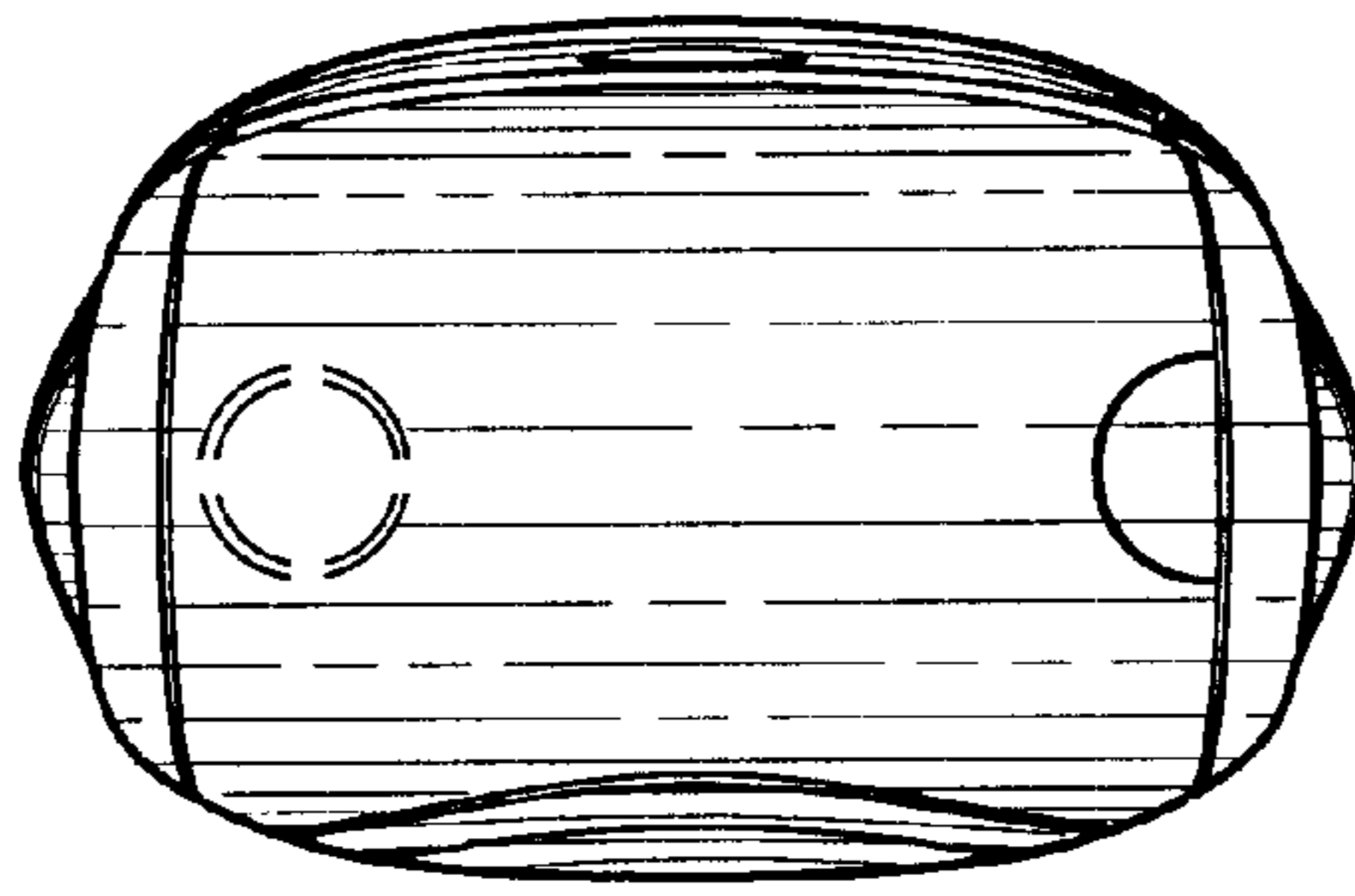


FIG. 5

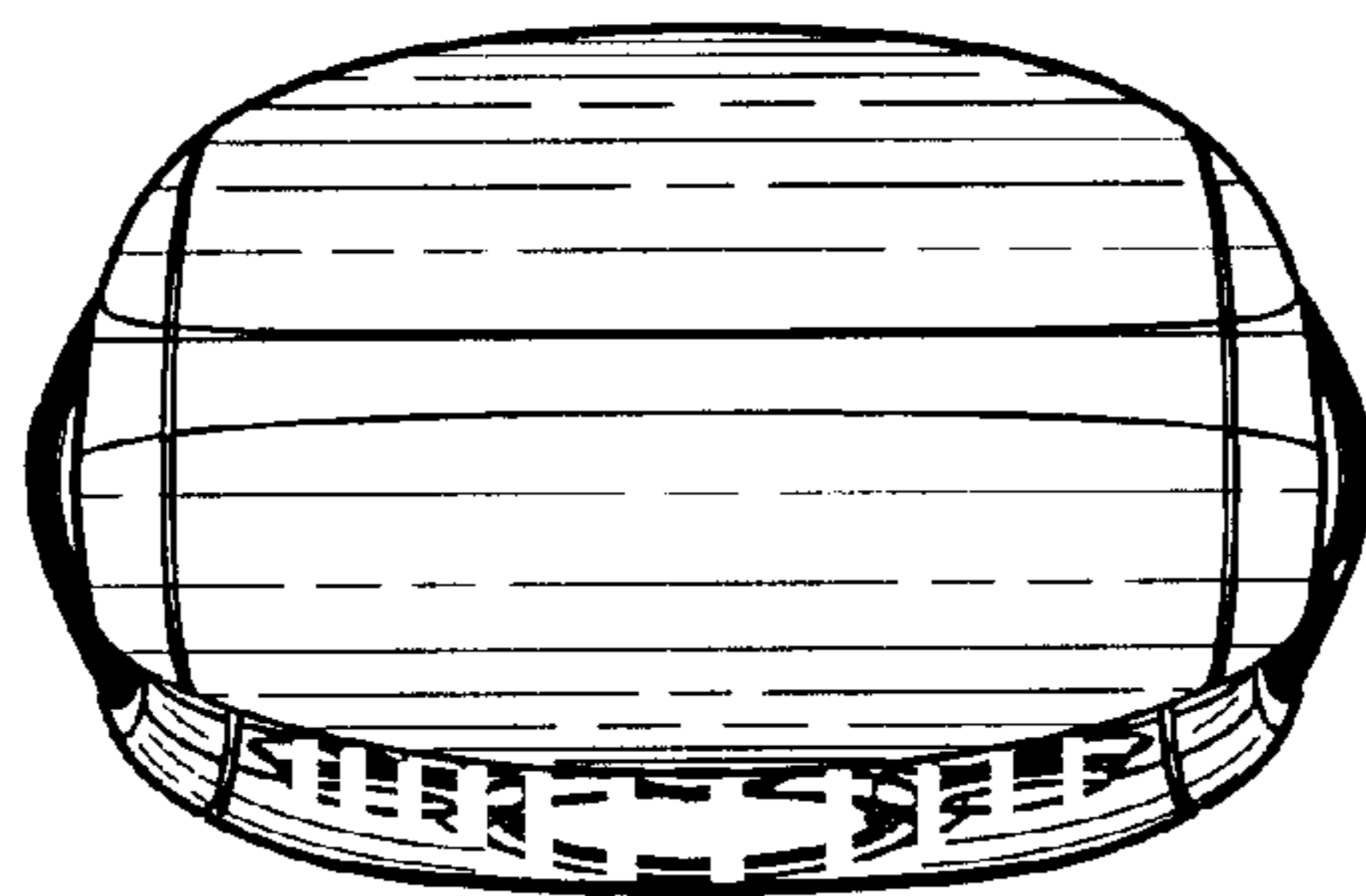


FIG. 6

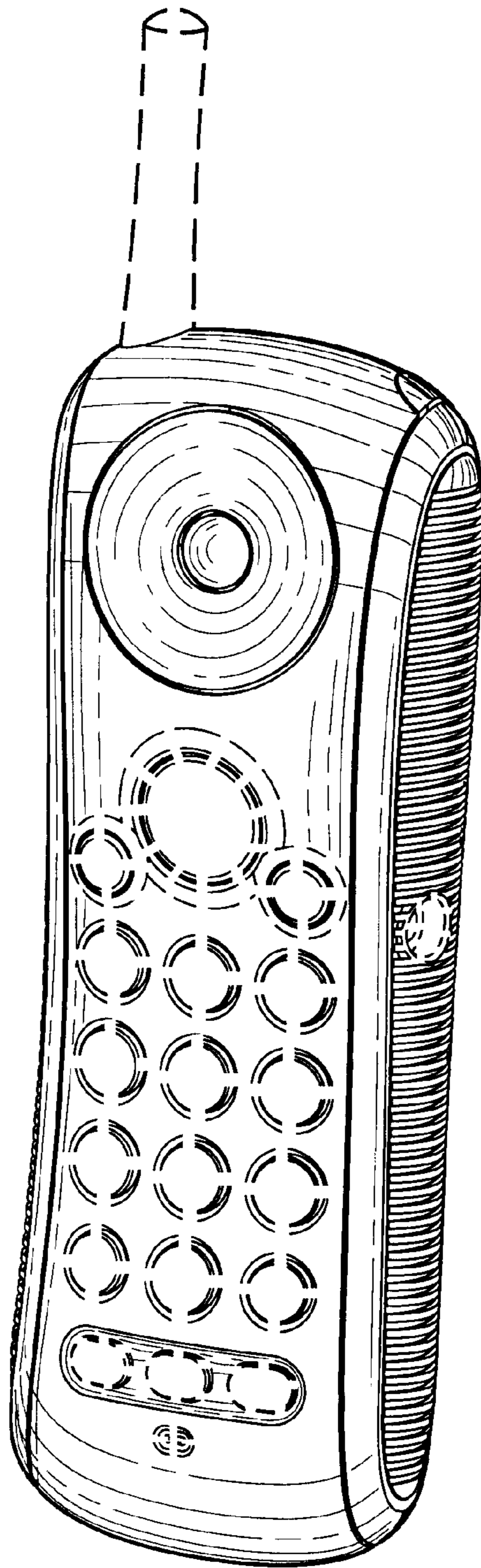


FIG. 7