



US00D480373S

(12) **United States Design Patent**
Oda et al.

(10) **Patent No.:** **US D480,373 S**

(45) **Date of Patent:** **** Oct. 7, 2003**

(54) **DIGITAL VIDEO DISK PLAYER**

D459,707 S * 7/2002 Moriya et al. D14/135

(75) Inventors: **Yoshiteru Oda**, Hirakata (JP); **Toshiro Murai**, Settu (JP)

FOREIGN PATENT DOCUMENTS

(73) Assignees: **Sanyo Electric Co., Ltd.**, Osaka (JP);
Sanyo Technosound Co., Ltd., Osaka (JP)

JP	1087447	10/2000
JP	1101458	2/2001
JP	1105207	4/2001
JP	1120218	9/2001

(**) Term: **14 Years**

* cited by examiner

(21) Appl. No.: **29/163,888**

Primary Examiner—Nanda Bondade

(22) Filed: **Jul. 11, 2002**

(74) *Attorney, Agent, or Firm*—Darby & Darby

(30) **Foreign Application Priority Data**

(57) **CLAIM**

Jan. 23, 2002 (JP) 2002-001380

The ornamental design for a digital video disk player, as shown and described.

(51) **LOC (7) Cl.** **14-01**

DESCRIPTION

(52) **U.S. Cl.** **D14/136**

FIG. 1 is a top, front, and right side perspective view of our new design for a digital video disk player;

(58) **Field of Search** D14/135-136,
D14/156-157, 167-168, 188, 193-198,
257-258, 265; 369/6, 75.1, 75.2, 77.1,
77.2; 455/344, 347, 350-351

FIG. 2 is a front perspective view thereof when the disk tray is open;

FIG. 3 is a front elevation view thereof;

FIG. 4 is a rear elevation view thereof;

FIG. 5 is a top plan view thereof;

FIG. 6 is a bottom plan view thereof;

FIG. 7 is a left side elevation view thereof; and,

FIG. 8 is a right side elevation view thereof.

(56) **References Cited**

U.S. PATENT DOCUMENTS

D410,919 S	*	6/1999	Sato et al.	D14/136
D432,111 S	*	10/2000	Takahashi	D14/156
D442,928 S	*	5/2001	Makino et al.	D14/136

1 Claim, 4 Drawing Sheets




FIG. 1




FIG. 2

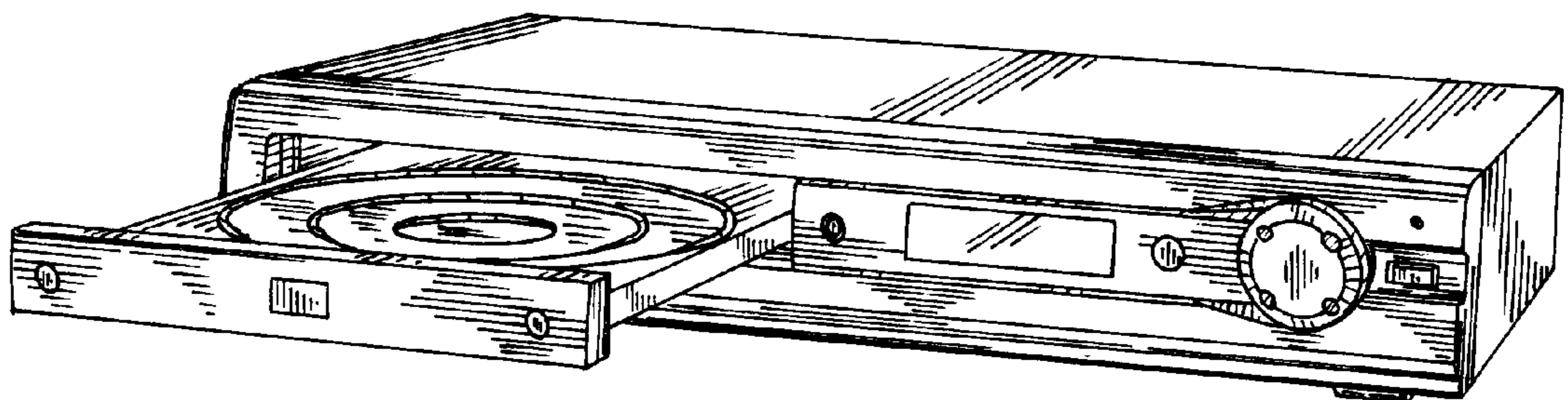


FIG. 3

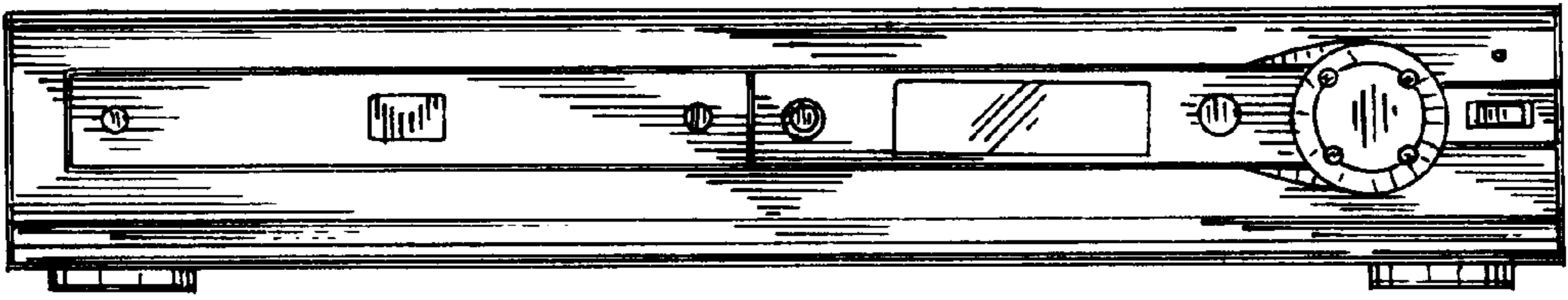


FIG. 4

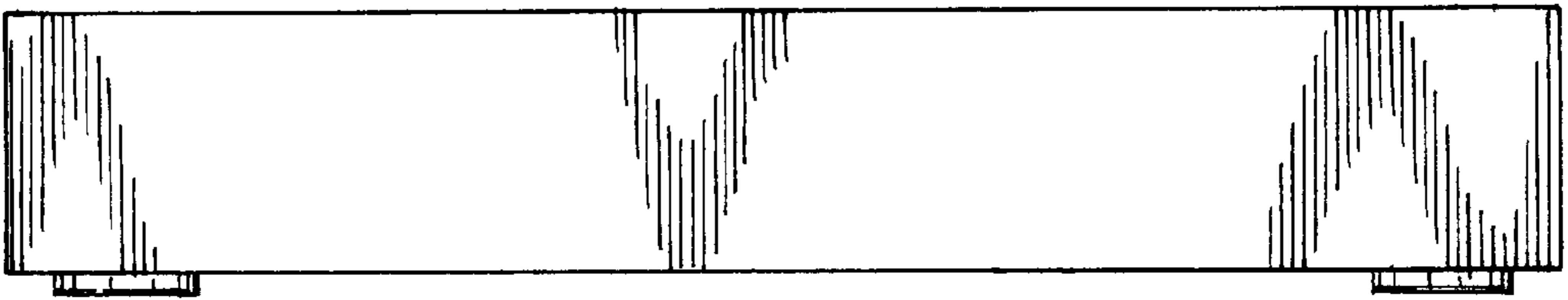


FIG. 5

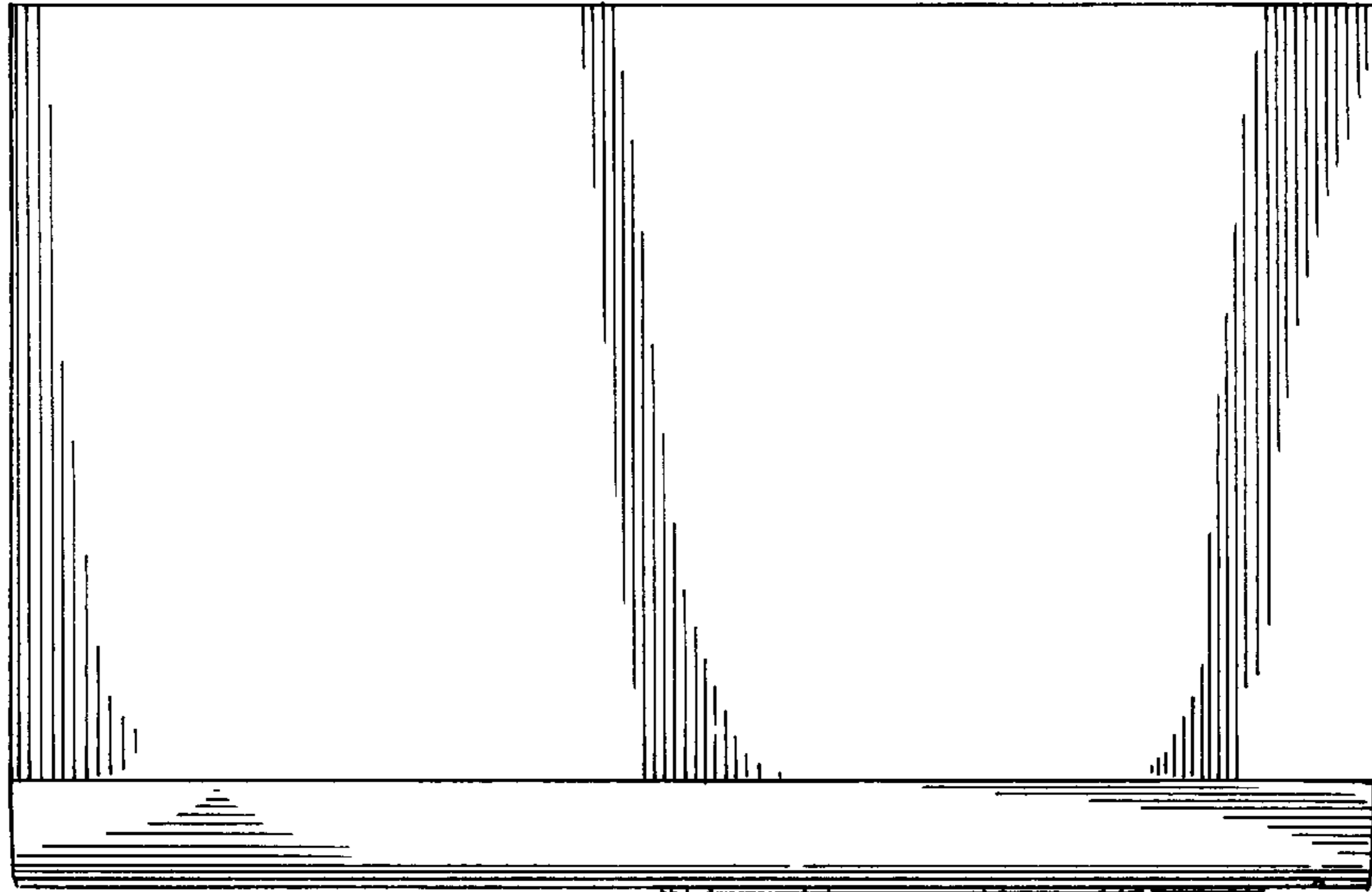


FIG. 6




FIG. 7

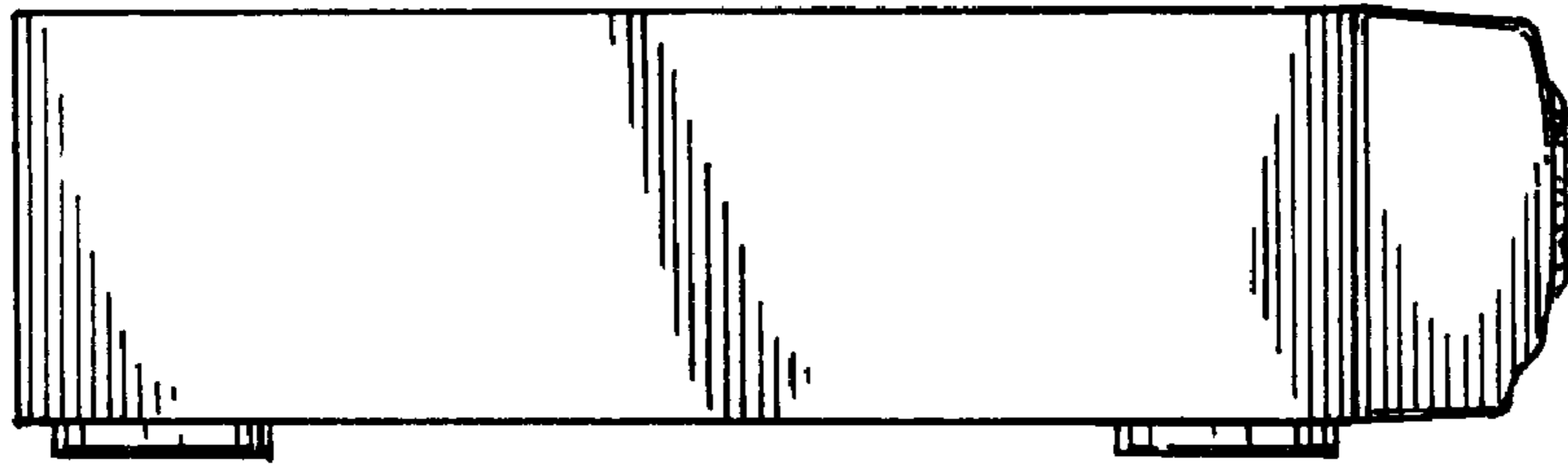


FIG. 8

