



US00D480348S

(12) **United States Design Patent**  
**Donikoglu**

(10) **Patent No.:** **US D480,348 S**

(45) **Date of Patent:** **\*\* Oct. 7, 2003**

(54) **AUTOMOTIVE WHEEL**

(75) **Inventor:** **Melkon Donikoglu**, Southfield, MI  
(US)

(73) **Assignee:** **The Wheel Group**, Los Angeles, CA  
(US)

(\*\*) **Term:** **14 Years**

(21) **Appl. No.:** **29/159,504**

(22) **Filed:** **Apr. 24, 2002**

(51) **LOC (7) Cl.** ..... **12-16**

(52) **U.S. Cl.** ..... **D12/211**

(58) **Field of Search** ..... D12/204-211;  
301/37.101, 64.101, 65

D439,212 S	*	3/2001	Neeper .....	D12/211
D451,875 S	*	12/2001	Arellano .....	D12/209
D455,109 S	*	4/2002	Foose .....	D12/211
D457,477 S	*	5/2002	Chung .....	D12/209
D457,847 S	*	5/2002	Neeper .....	D12/209
D461,754 S	*	8/2002	Hoshino .....	D12/209
D461,755 S	*	8/2002	Kataoka .....	D12/209
D461,758 S	*	8/2002	Takechi .....	D12/211
D466,066 S	*	11/2002	Bintoro .....	D12/211
D466,852 S	*	12/2002	Pfeiffer et al. ....	D12/211

\* cited by examiner

*Primary Examiner*—Stacia Cadmus

(57) **CLAIM**

The ornamental design for an automotive wheel, as shown and described.

**DESCRIPTION**

FIG. 1 is a perspective view of an automotive wheel showing my new design; and, FIG. 2 is a front elevational view of an automotive wheel showing the design.

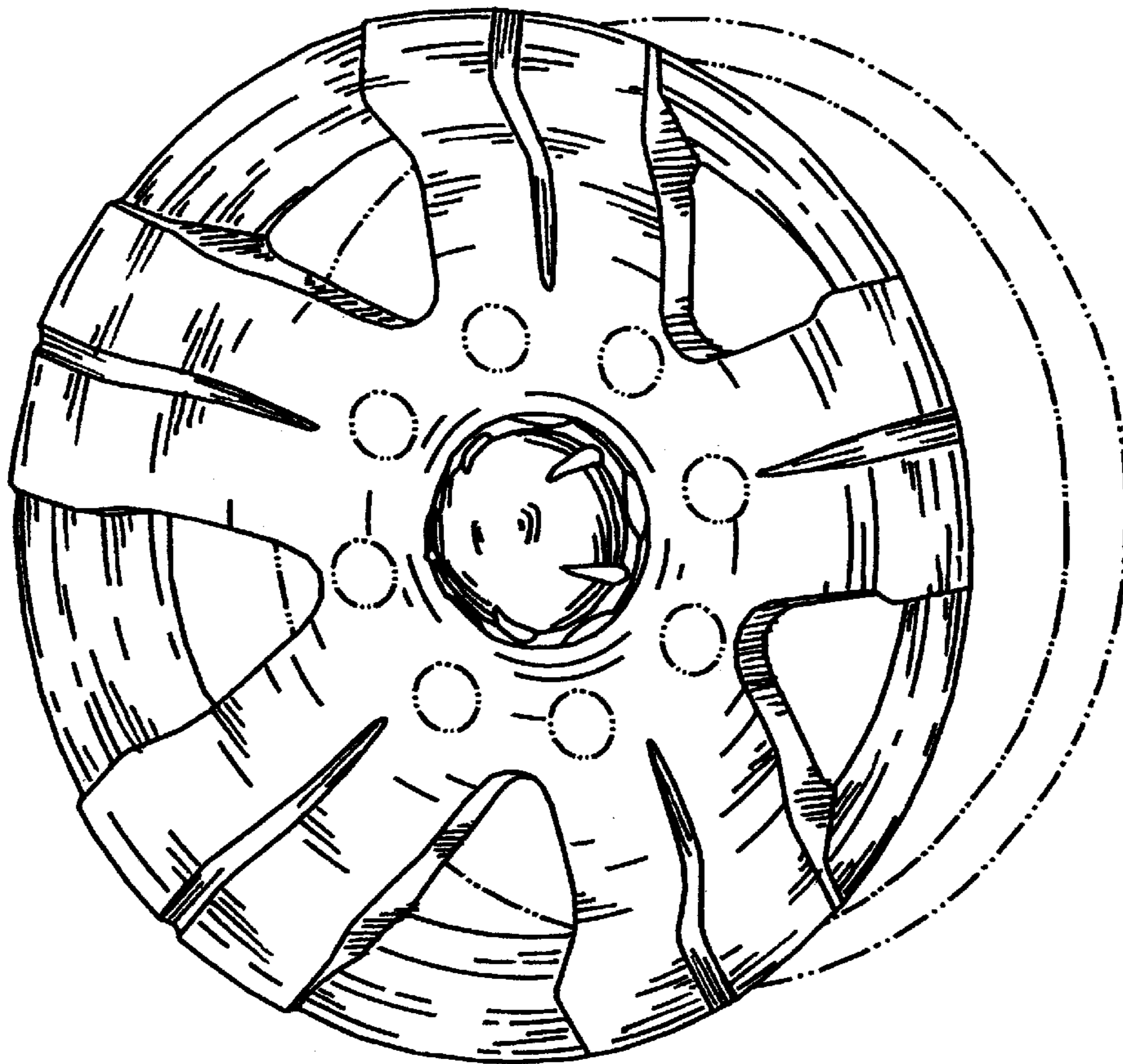
The phantom (broken) lines showing the environment are for illustrative purposes only, and form no part of the claimed design.

**1 Claim, 2 Drawing Sheets**

(56) **References Cited**

**U.S. PATENT DOCUMENTS**

D408,778 S	*	4/1999	Neeper .....	D12/211
D419,513 S	*	1/2000	Hartanto .....	D12/209
D422,257 S	*	4/2000	Pruden .....	D12/209
D430,524 S	*	9/2000	Noriega .....	D12/209
D431,517 S	*	10/2000	Donikoglu .....	D12/209
D432,069 S	*	10/2000	Chung .....	D12/209
D433,375 S	*	11/2000	Fitzgerald .....	D12/209
D436,340 S	*	1/2001	Kaucher .....	D12/209



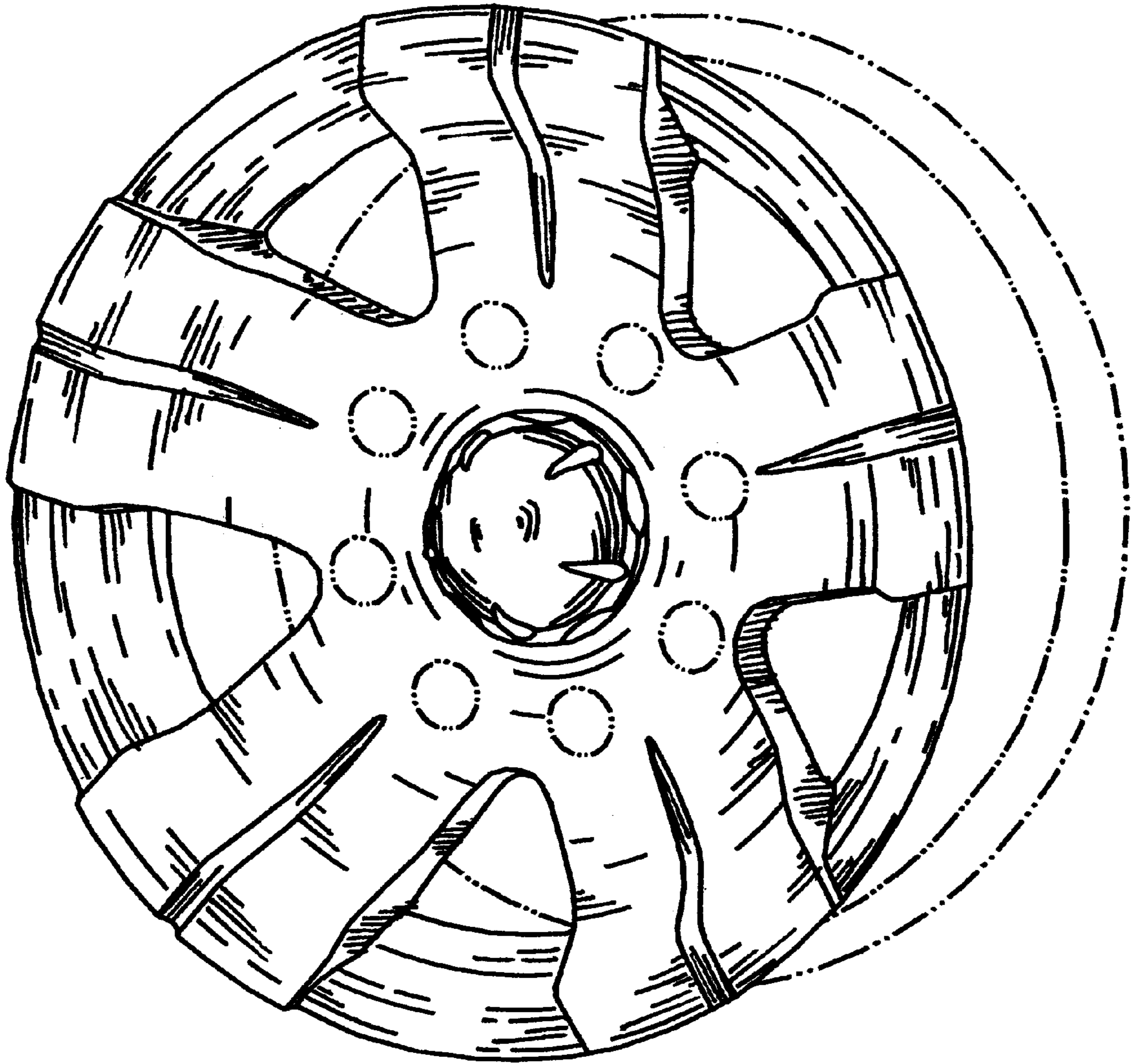


FIG. 1




FIG. 2