



US00D480340S

(12) **United States Design Patent**
Iverson et al.

(10) **Patent No.:** **US D480,340 S**

(45) **Date of Patent:** **** Oct. 7, 2003**

(54) **WIPER COWL**

(75) Inventors: **Robert A. Iverson**, Eden Praire, MN (US); **Jason P. Dunlap**, Crystal, MN (US)

(73) Assignee: **Lund International, Inc.**, Anoka, MN (US)

(**) Term: **14 Years**

(21) Appl. No.: **29/163,837**

(22) Filed: **Jul. 12, 2002**

(51) **LOC (7) Cl.** **12-16**

(52) **U.S. Cl.** **D12/181**

(58) **Field of Search** D12/181, 190, D12/400; 296/91, 180.1-180.4, 136, 96.15, 192, 194; 15/250.001, 250.19, 250.3, 250.17; 280/153.5, 770, 762, 727

(56) **References Cited**

U.S. PATENT DOCUMENTS

2,947,020 A	8/1960	Wilfert et al.	
3,121,902 A	2/1964	Massoll	
D251,724 S	5/1979	Karpowicz	
4,962,564 A	10/1990	Onda et al.	
4,982,993 A	1/1991	Okazaki et al.	
D320,973 S	* 10/1991	Ichinose	D12/181
5,082,321 A	1/1992	Brewer	
D328,274 S	7/1992	Lund	
D329,630 S	* 9/1992	Lund et al.	D12/181
D335,854 S	* 5/1993	Stanesic	D12/181

D352,491 S	11/1994	Galasso	
5,381,582 A	1/1995	Lee et al.	
D355,399 S	2/1995	Lund	
5,452,935 A	9/1995	Mascia	
D363,262 S	* 10/1995	Schenk et al.	D12/181
D366,639 S	1/1996	Horwill	
5,924,756 A	7/1999	Homa	
D414,150 S	* 9/1999	Sutton et al.	D12/181

* cited by examiner

Primary Examiner—Stacia Cadmus

(74) *Attorney, Agent, or Firm*—Merchant & Gould P.C.

(57) **CLAIM**

The ornamental design for a wiper cowl, as shown and described.

DESCRIPTION

FIG. 1 is a perspective view of a wiper cowl according to the principles of the present invention shown mounted on a motor vehicle, wherein the motor vehicle forms no part of the claimed invention. The wiper cowl can be mounted to a vehicle in the area of the hood and the windshield so that the wiper cowl covers the windshield wipers.

FIG. 2 is a top view of the wiper cowl in FIG. 1.

FIG. 3 is a front view of the wiper cowl of FIG. 1.

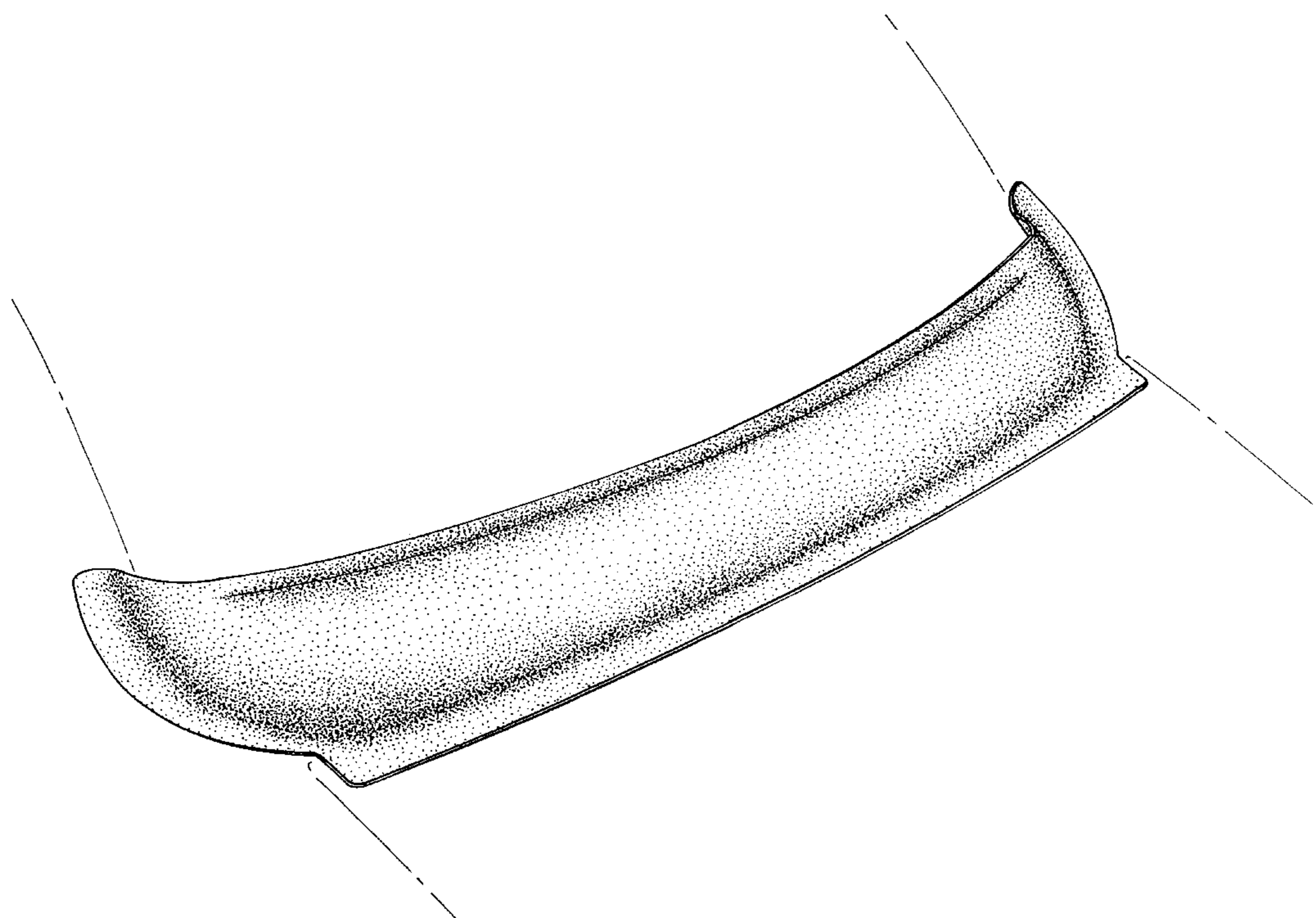
FIG. 4 is a rear view of the wiper cowl of FIG. 1.

FIG. 5 is a bottom view of the wiper cowl of FIG. 1; and,

FIG. 6 is a side view of the wiper cowl of FIG. 1.

FIGS. 2-6 are shown on a reduced scale as compared to FIG. 1.

1 Claim, 2 Drawing Sheets



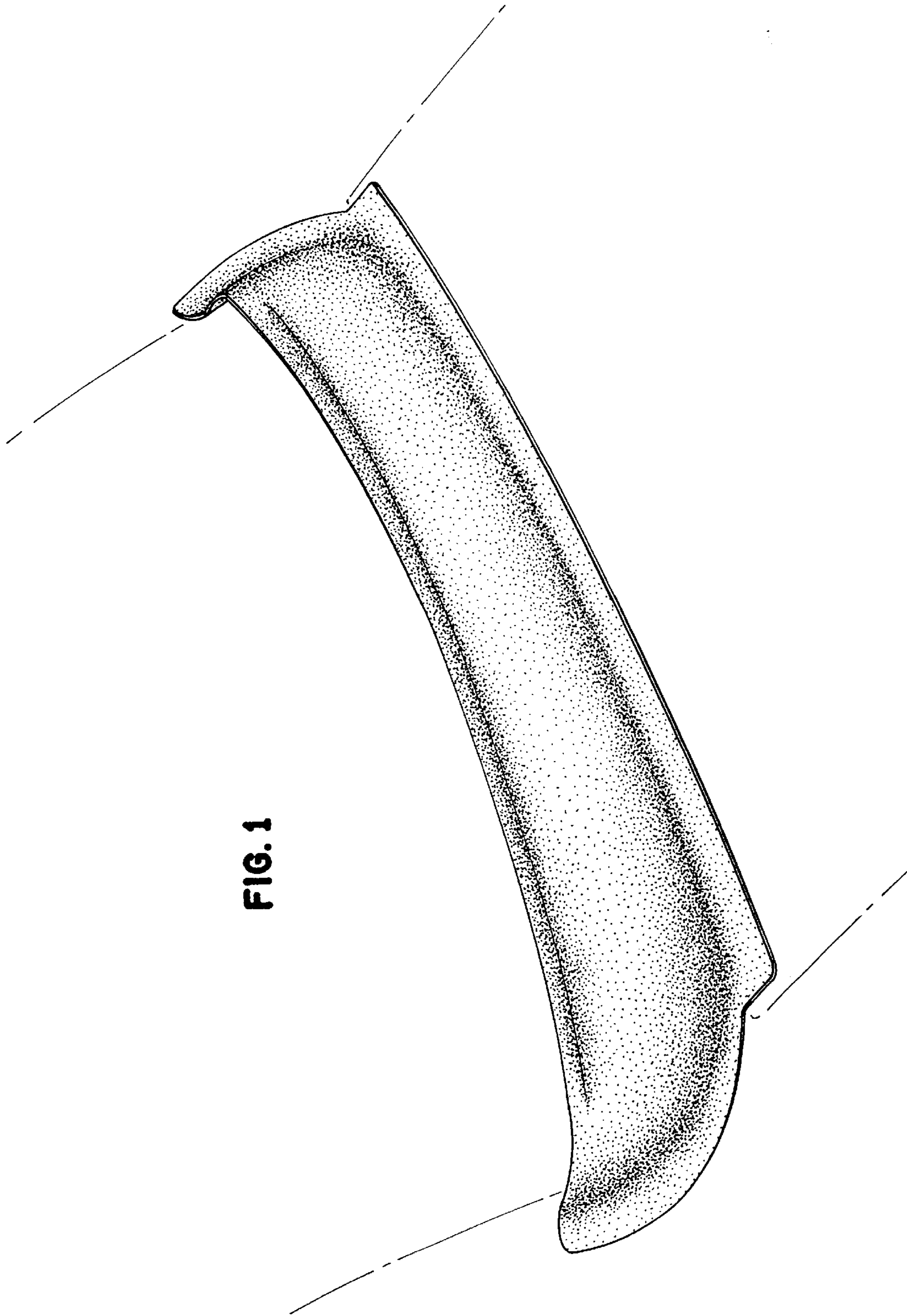


FIG. 1

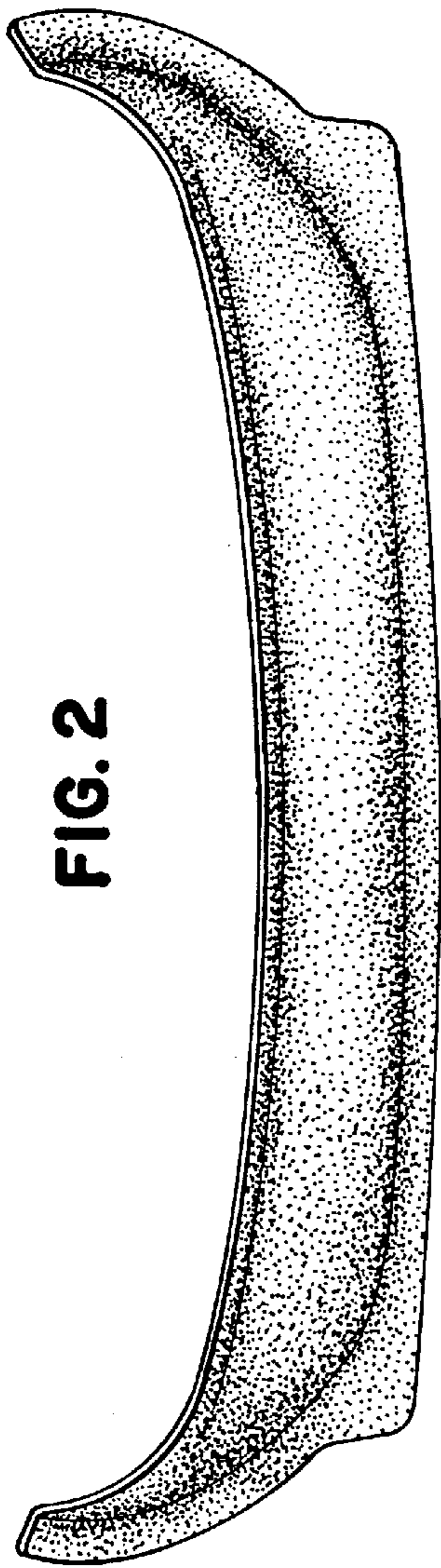


FIG. 2




FIG. 3



FIG. 4

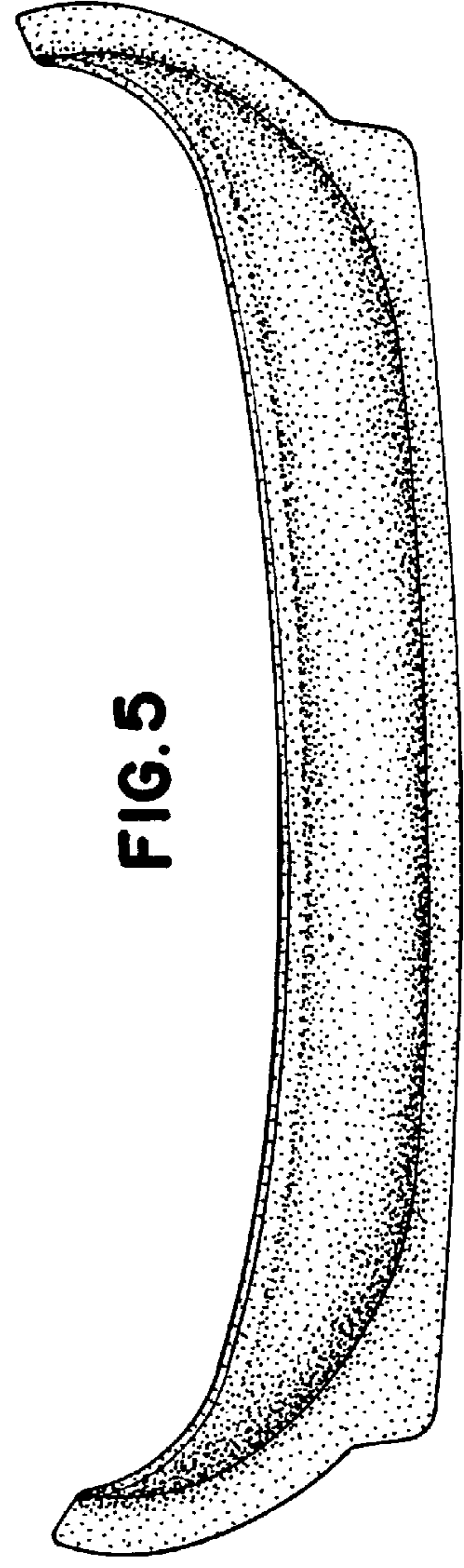


FIG. 5

FIG. 6

