



US00D480310S

(12) **United States Design Patent** (10) **Patent No.:** **US D480,310 S**
Yourist (45) **Date of Patent:** **** Oct. 7, 2003**

(54) **DECORATIVE CONTAINER DOME**

(75) Inventor: **Sheldon Yourist, York, PA (US)**

(73) Assignee: **Graham Packaging Company, L.P., York, PA (US)**

(**) Term: **14 Years**

6,044,997 A 4/2000 Ogg
D439,166 S * 3/2001 Denner et al. D9/538
D441,660 S * 5/2001 Denner et al. D9/559
D445,695 S * 7/2001 Ogg D9/551
6,257,433 B1 7/2001 Ogg et al.
6,273,282 B1 8/2001 Ogg et al.
D462,013 S * 8/2002 Iizuka et al. D9/538
D462,271 S * 9/2002 Bourque et al. D9/539

* cited by examiner

(21) Appl. No.: **29/156,761**

(22) Filed: **Mar. 7, 2002**

(51) **LOC (7) Cl.** **09-01**

(52) **U.S. Cl.** **D9/530; D9/538; D9/539**

(58) **Field of Search** D9/516, 520, 530,
D9/537-542, 543, 549, 551, 556, 558, 559,
564, 569, 572, 573, 574, 575, 434, 435;
215/382-384, 396, 398, 400

Primary Examiner—Ted Shooman
Assistant Examiner—Carol Rademaker
(74) *Attorney, Agent, or Firm*—James R. Burdett; Keith Haddaway; Jeffri A. Kaminski

(57) **CLAIM**

The ornamental design for a decorative container dome, as shown and described.

DESCRIPTION

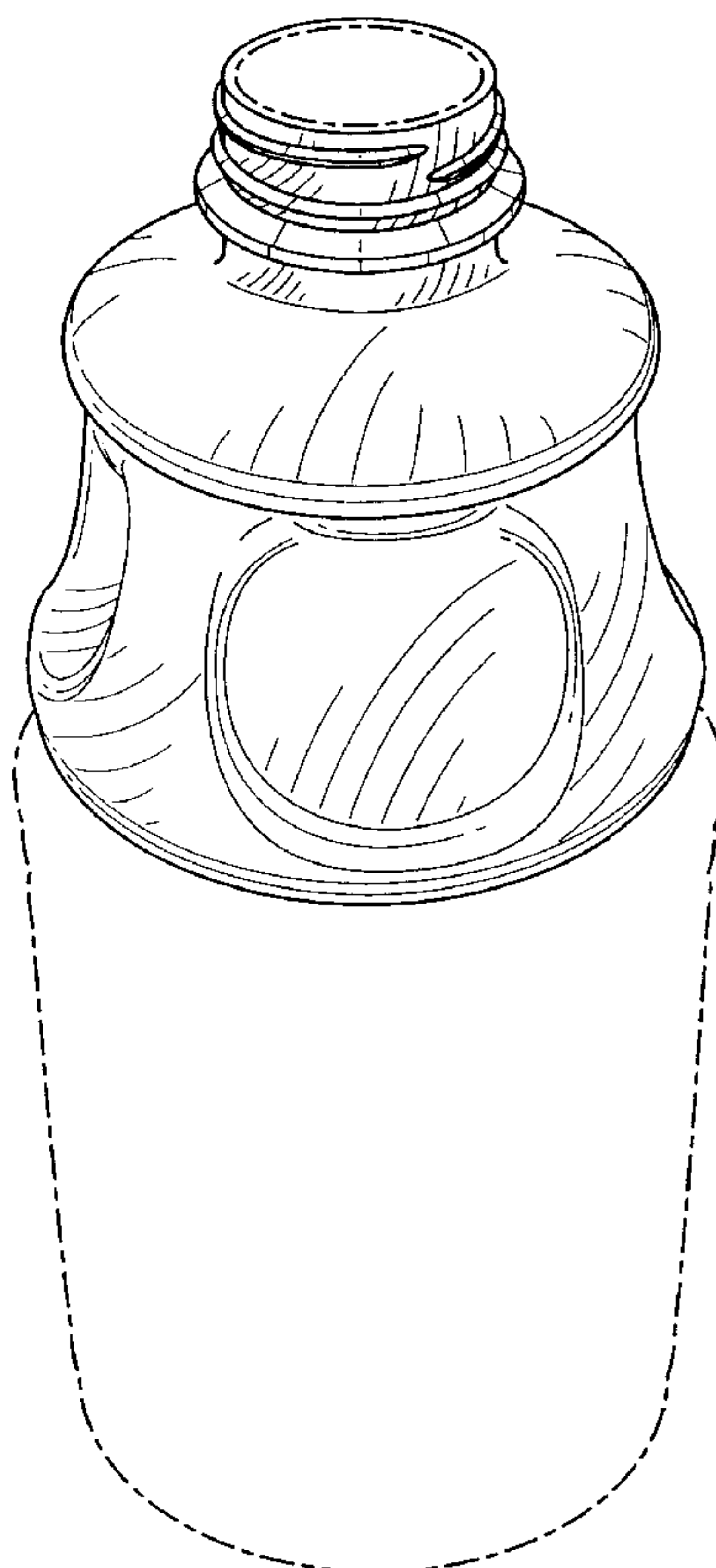
FIG. 1 is a perspective view of a decorative container dome according to the present invention; FIG. 2 is a side elevational view thereof; FIG. 3 is a side elevational view thereof, rotated 90° clockwise from the side shown in FIG. 2; and, FIG. 4 is a top plan view. The broken line showing in FIGS. 1-4 is for illustrative purposes only and forms no part of the claimed design.

(56) **References Cited**

U.S. PATENT DOCUMENTS

D316,968 S * 5/1991 York D9/551
D320,154 S * 9/1991 Alberghini et al. D9/520
5,407,086 A * 4/1995 Ota et al. 215/383
D378,274 S * 3/1997 Beaver D9/530
5,762,221 A 6/1998 Tobias et al.
D398,538 S * 9/1998 Fuquen et al. D9/542
D417,844 S * 12/1999 Lane D9/434
6,016,932 A * 1/2000 Gaydosh et al. 215/382
D420,919 S * 2/2000 Ogg D9/542

1 Claim, 4 Drawing Sheets



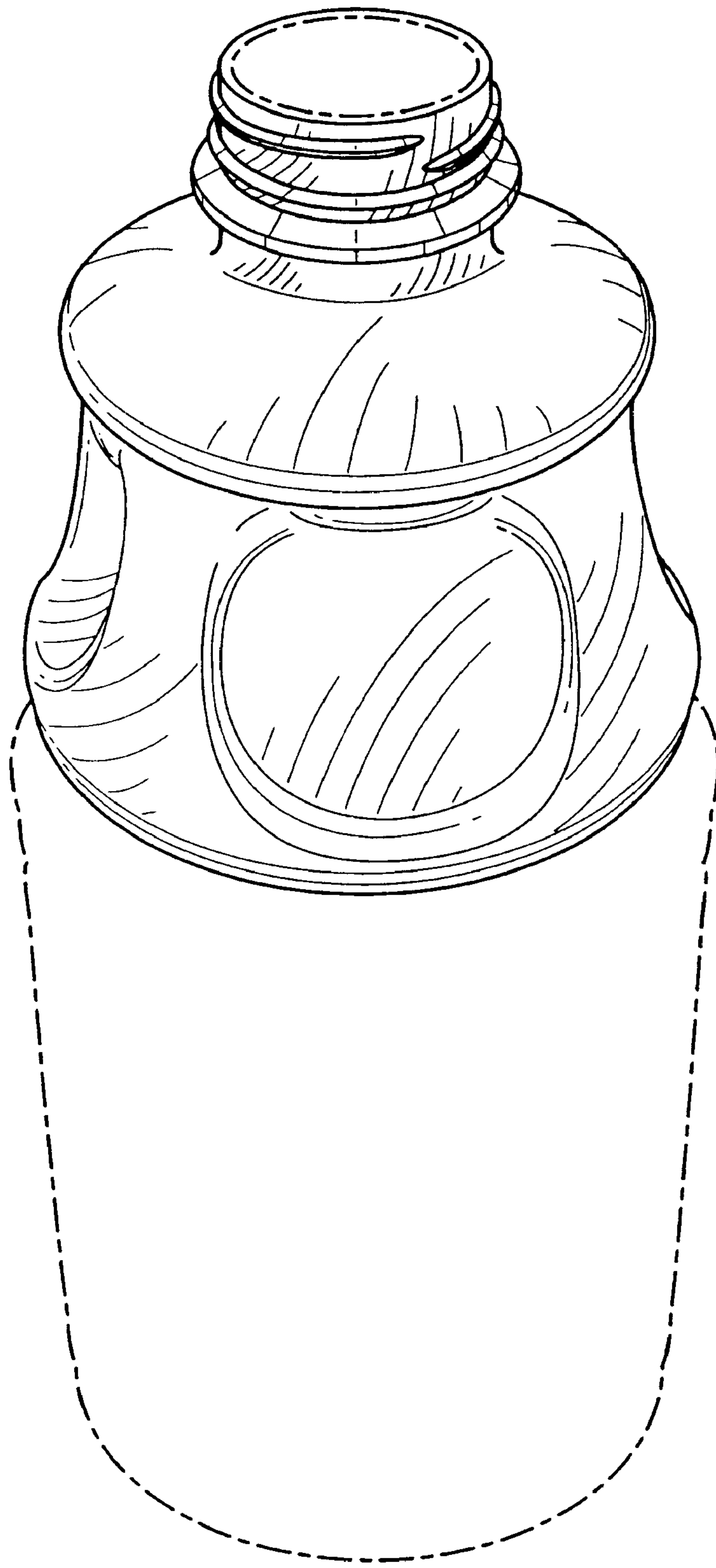


FIG. 1




FIG. 2

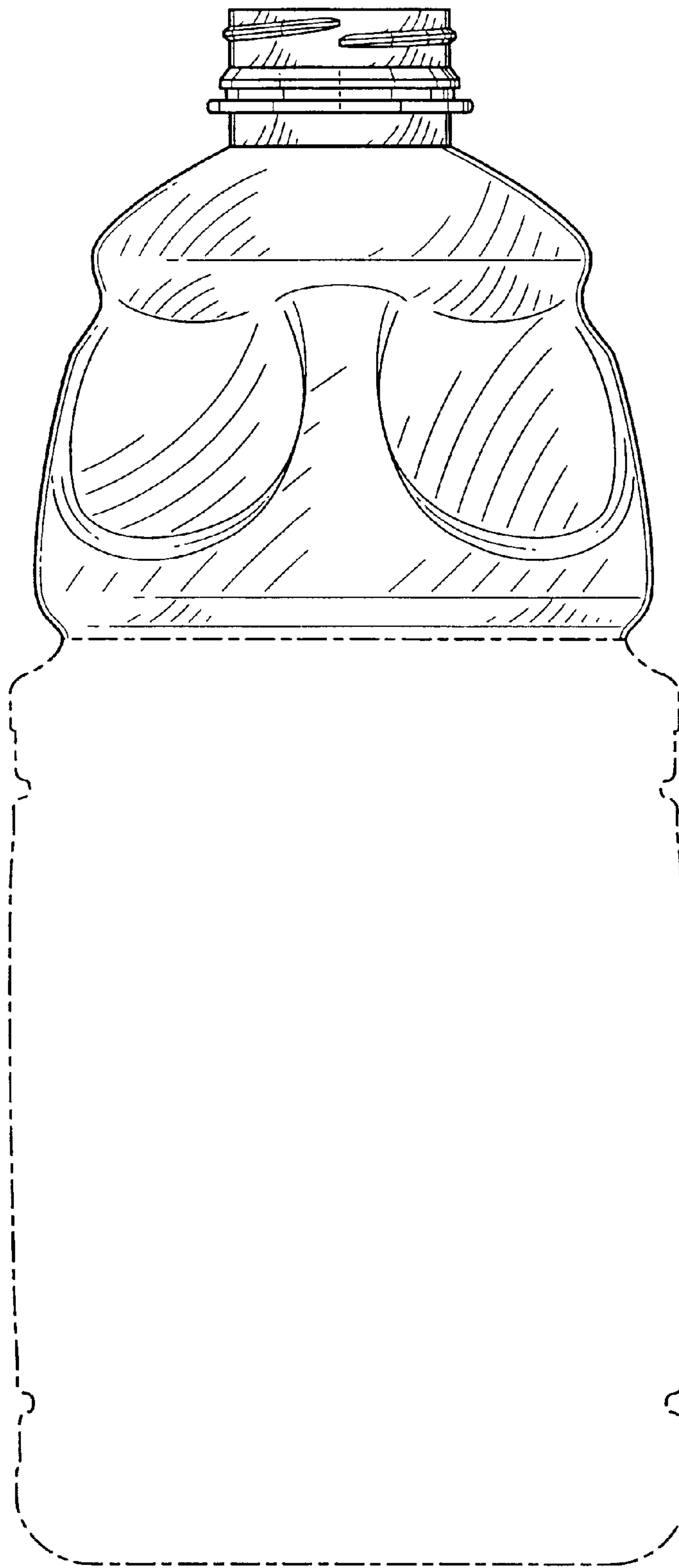


FIG. 3

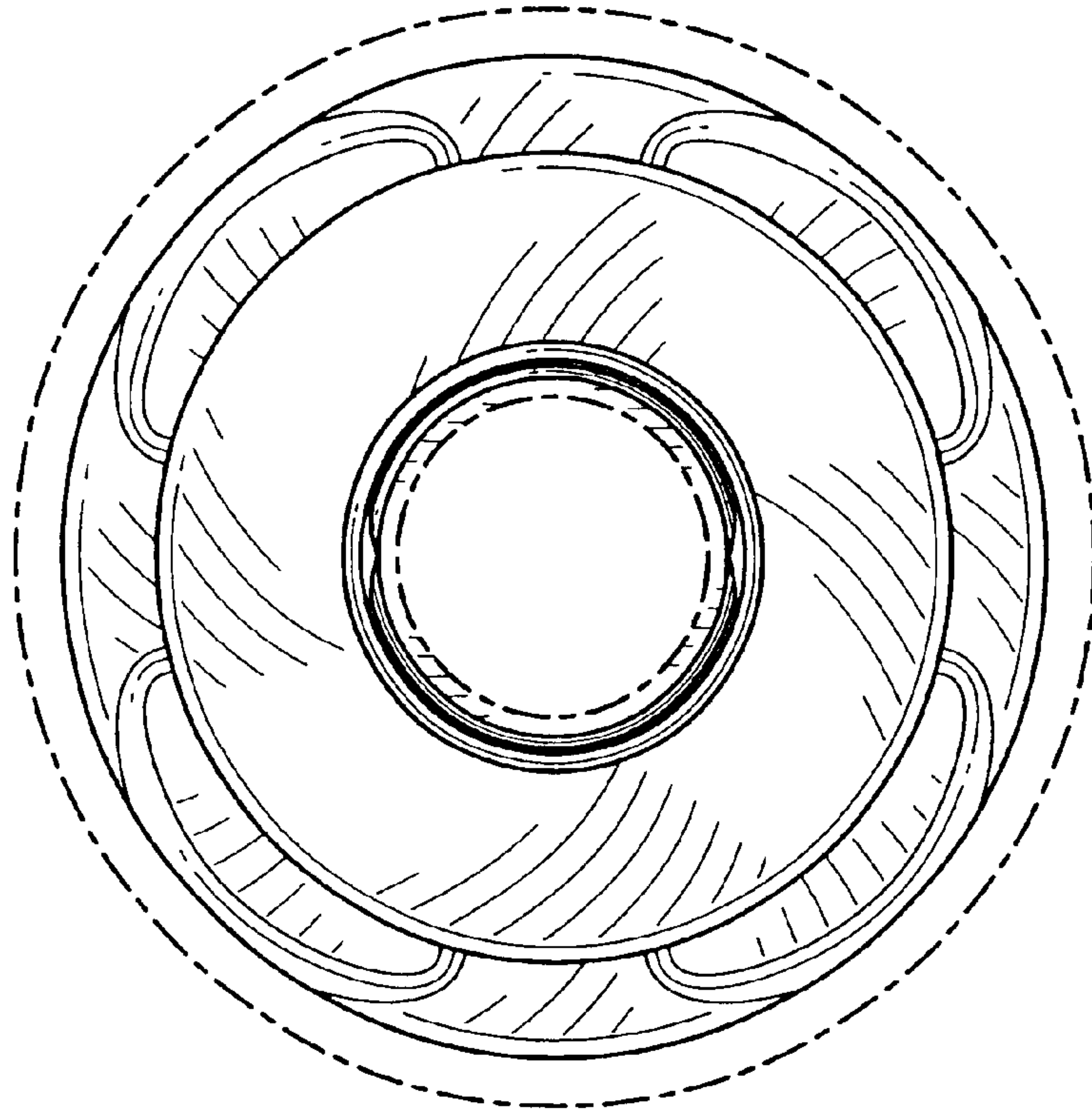


FIG. 4