



US00D480308S

(12) **United States Design Patent**
Grisdale et al.

(10) **Patent No.:** **US D480,308 S**

(45) **Date of Patent:** **** Oct. 7, 2003**

(54) **BOTTLE**

(75) Inventors: **Marianne B. Grisdale**, Chicago, IL (US); **Elliott Hsu**, Chicago, IL (US); **Brent W. Lindberg**, Saint Charles, IL (US); **Mark D. Schneider**, Saint Charles, IL (US)

(73) Assignee: **S. C. Johnson & Son, Inc.**, Racine, WI (US)

(**) Term: **14 Years**

(21) Appl. No.: **29/161,358**

(22) Filed: **May 28, 2002**

(51) **LOC (7) Cl.** **09-01**

(52) **U.S. Cl.** **D9/520; D9/521; D9/549; D9/552; D9/575**

(58) **Field of Search** 215/375, 382-384; D9/520, 521, 530, 544-545, 549, 552, 565, 571-575; D32/5; D24/121-123, 197

(56) **References Cited**

U.S. PATENT DOCUMENTS

4,054,219	A	*	10/1977	Young et al.	215/375
D282,909	S	*	3/1986	Biesecker	D9/522
D286,928	S	*	11/1986	Fitzwater	D32/25
4,872,225	A		10/1989	Wagner	4/662
D321,131	S	*	10/1991	Wiseman et al.	D9/552
D321,132	S	*	10/1991	Wiseman et al.	D9/552
D327,011	S	*	6/1992	Wefler	D9/558
5,280,764	A		1/1994	Levinrad	141/330
D353,543	S	*	12/1994	Matsumoto	D9/552

D356,263	S	*	3/1995	Matsumoto	D9/552
D388,708	S		1/1998	Monaghan	D9/523
D400,786	S	*	11/1998	Kokenge et al.	D9/434
D400,795	S	*	11/1998	Baschmakoff	D9/575 X
D405,009	S	*	2/1999	Kokenge et al.	D9/434
D405,694	S	*	2/1999	Kokenge et al.	D9/448
D452,159	S	*	12/2001	Belser et al.	D9/542
6,386,392	B1		5/2002	Argentieri et al.	222/81
D458,139	S	*	6/2002	Moore et al.	D9/549 X

* cited by examiner

Primary Examiner—Ted Shooman
Assistant Examiner—Carol Rademaker

(57) **CLAIM**

The ornamental design for a bottle, as shown and described.

DESCRIPTION

The nature of this product is a bottle suitable for holding and dispensing cleaning solution.

FIG. 1 is a top, right, front perspective view of a bottle embodying our new design;

FIG. 2 is a front elevational view thereof;

FIG. 3 is a right side elevational view thereof, the left side elevational view being a mirror image of the right side shown;



FIG. 4 is a top plan view thereof;

FIG. 5 is a bottom plan view thereof; and,

FIG. 6 is a rear elevational view thereof.

The broken line representations of a bottle neck and threads in FIGS. 1-3 and 5-6 are for the purpose of illustration only, and form no part of the claimed design.

1 Claim, 3 Drawing Sheets






FIG. 1

FIG. 2




FIG. 3




FIG. 4

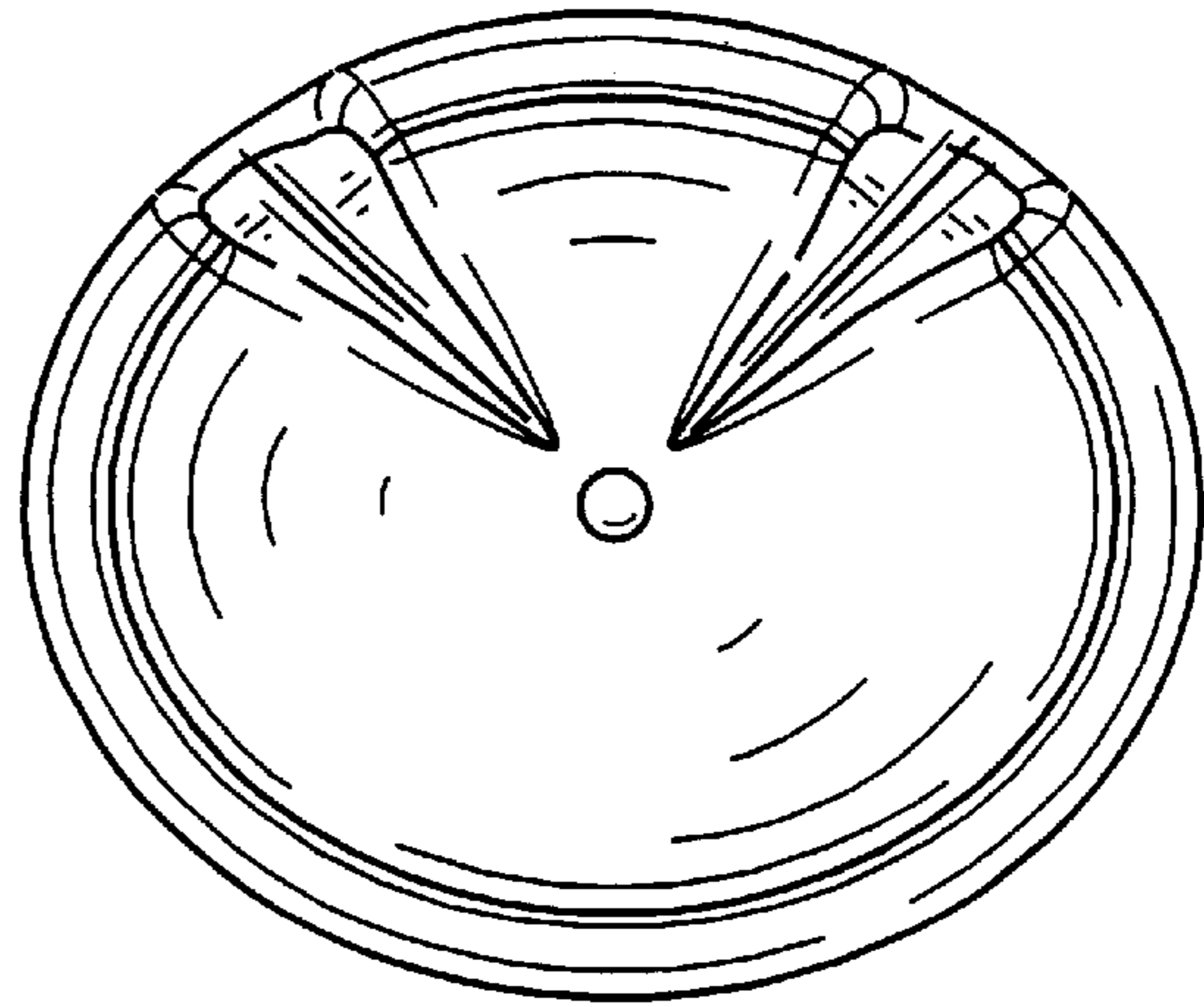


FIG. 5

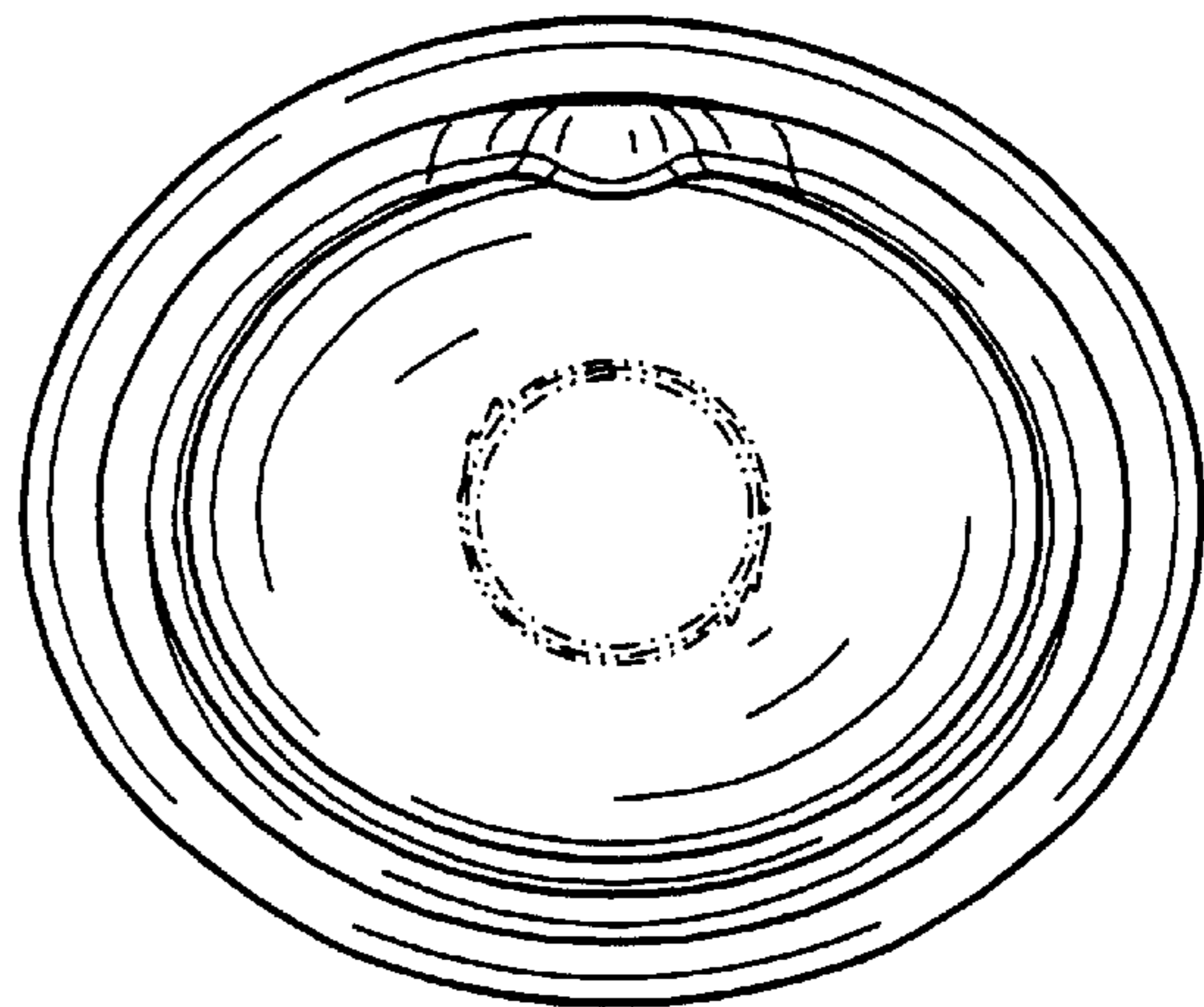


FIG. 6

