



US00D480293S

(12) **United States Design Patent**
Ismail

(10) **Patent No.: US D480,293 S**

(45) **Date of Patent: ** Oct. 7, 2003**

(54) **SPACE SAVER HOOK**

(76) Inventor: **Razak Ismail**, 5035 Timberlea Blvd.,
Unit #9, Mississauga (CA), L4W 2W9

(**) Term: **14 Years**

(21) Appl. No.: **29/165,323**

(22) Filed: **Aug. 9, 2002**

(51) **LOC (7) Cl. 08-05**

(52) **U.S. Cl. D8/372; D6/315**

(58) **Field of Search** D8/367, 373, 372;
248/251, 214-215, 339, 317, 216.1, 113,
489, 231.91; 211/106.01, 60.1, 13.1, 113,
123, 118, 70.5, 66, 119; D6/315, 323, 328

(56) **References Cited**

U.S. PATENT DOCUMENTS

D184,686 S * 3/1959 Rosene D8/372
D193,919 S * 10/1962 Meyer D6/328
D366,366 S * 1/1996 Restaino D6/315

5,515,978 A * 5/1996 Moran 211/30
5,515,981 A * 5/1996 Gregory et al. 211/113
6,062,521 A * 5/2000 Kelley et al. 248/339

* cited by examiner

Primary Examiner—Pamela Burgess


(57) **CLAIM**

The ornamental design for a space saver hook, as shown and described.

DESCRIPTION

FIG. 1 is a front perspective view of a space saver hook showing my new design;
FIG. 2 is a rear perspective view thereof;
FIG. 3 is a reduced scale front elevational view thereof;
FIG. 4 is a reduced scale rear elevational view thereof;
FIG. 5 is a reduced scale top plan view thereof;
FIG. 6 is a reduced scale bottom plan view thereof;
FIG. 7 is a left-side elevational view thereof; and,
FIG. 8 is a right-side elevational view thereof.

1 Claim, 3 Drawing Sheets



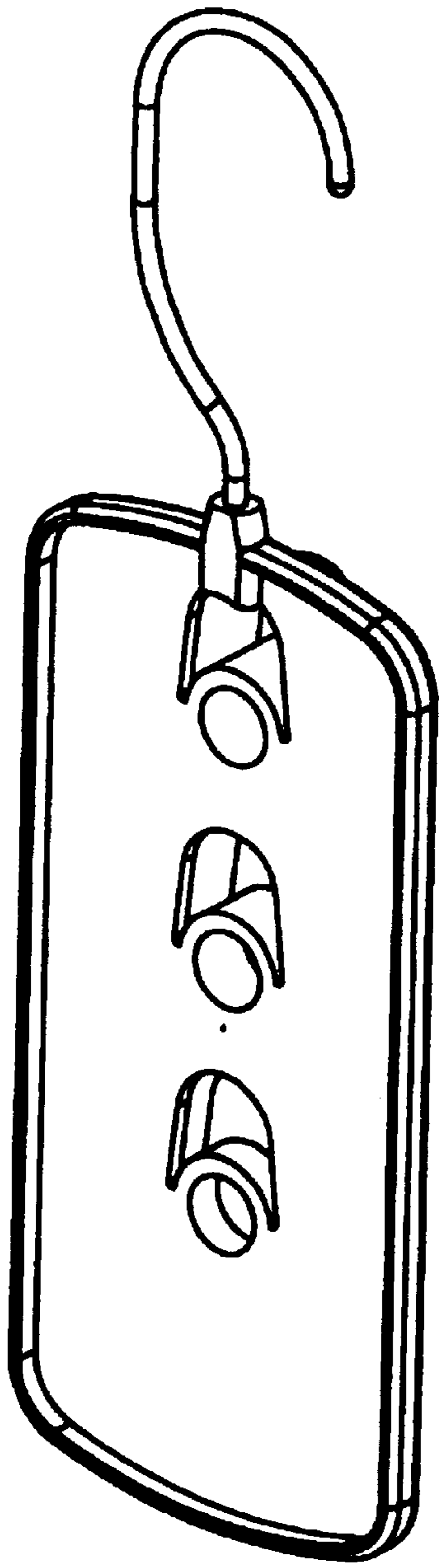


FIG. 1




FIG. 2

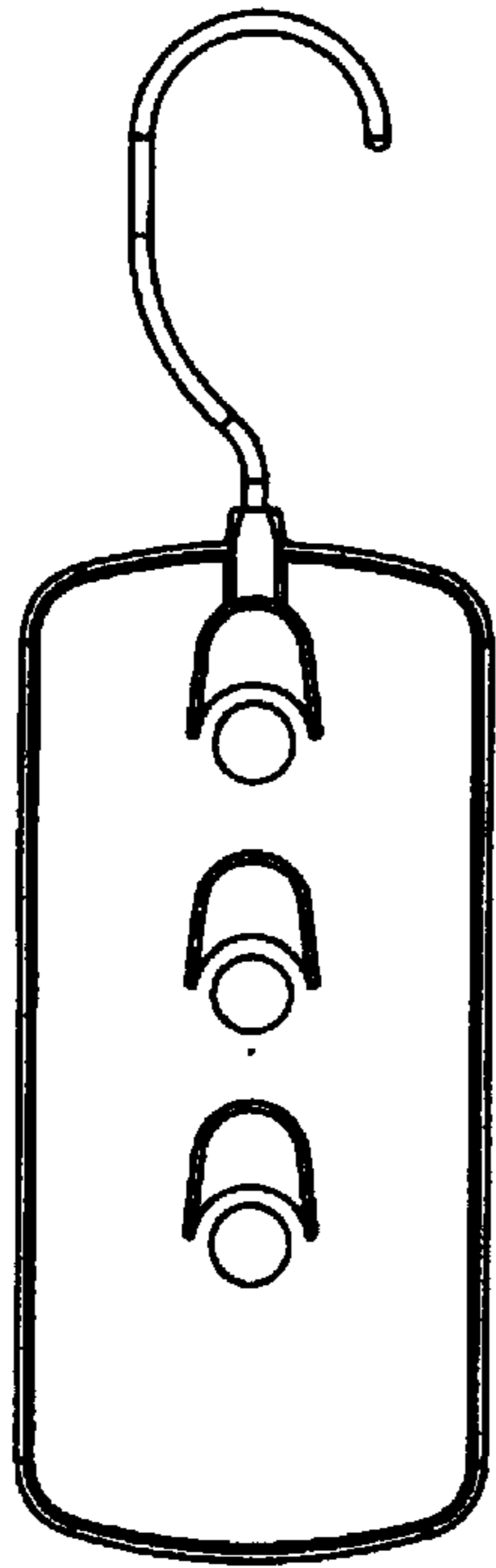


FIG. 3

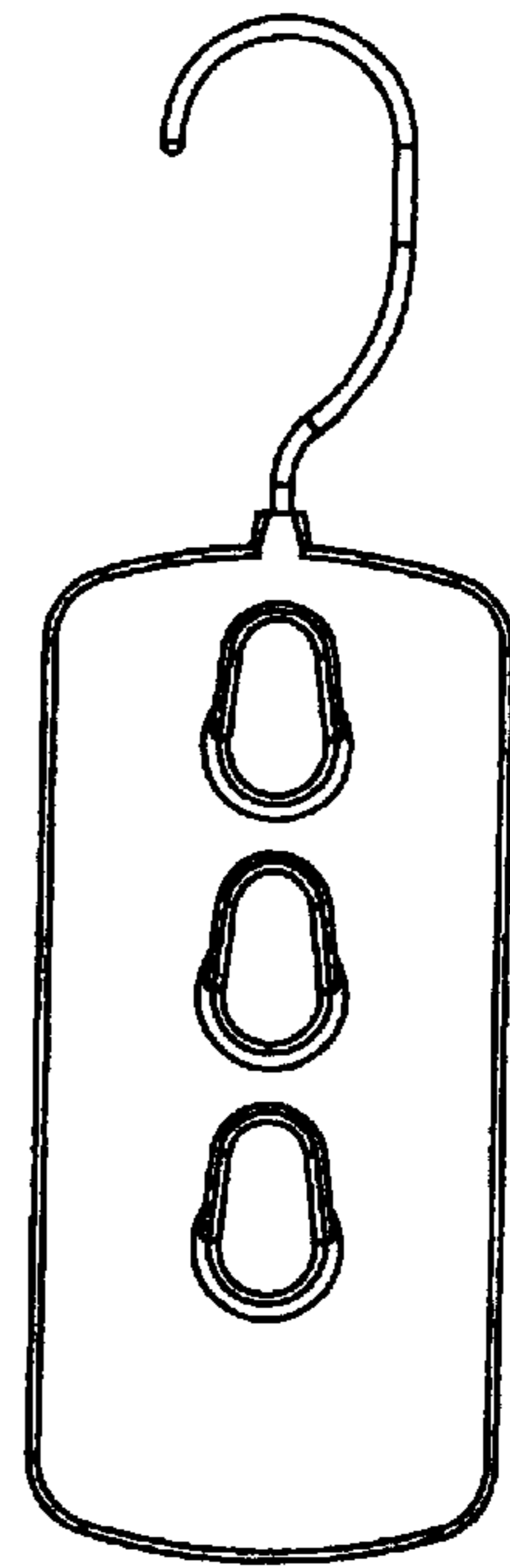


FIG. 4




FIG. 5




FIG. 6

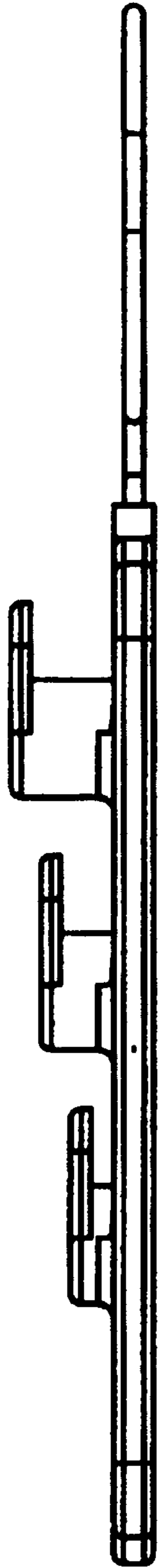


FIG. 7

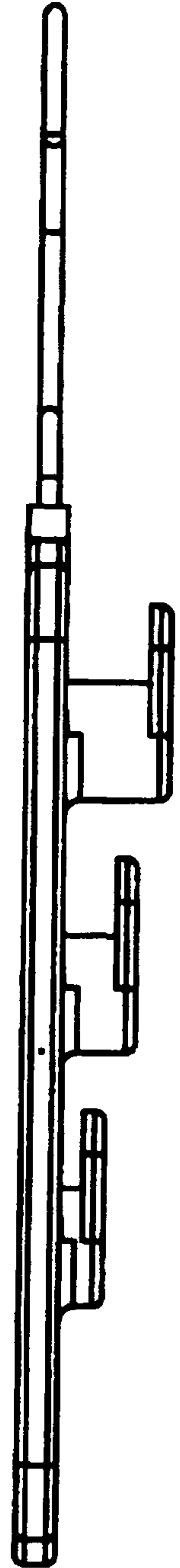


FIG. 8