



US00D480285S

(12) **United States Design Patent**
Kehoe

(10) **Patent No.: US D480,285 S**

(45) **Date of Patent: ** Oct. 7, 2003**

(54) **SPIRAL MEMBER FOR CORK EXTRACTOR**

(75) Inventor: **Daniel P. Kehoe**, Whitby (CA)

(73) Assignees: **Product Specialties Inc.**, Whitby (CA);
Concept Solutions Limited, Hong Kong (HK)

(**) Term: **14 Years**

(21) Appl. No.: **29/163,341**

(22) Filed: **Jul. 3, 2002**

(30) **Foreign Application Priority Data**

Jan. 11, 2002 (CA) 2002-0098

(51) **LOC (7) Cl. 07-06**

(52) **U.S. Cl. D8/42**

(58) **Field of Search** D8/33-43; 7/151-156;
30/400-450; 81/3.07-3.49

(56) **References Cited**

U.S. PATENT DOCUMENTS

- 601,737 A * 4/1898 Smith 7/154
- 762,130 A * 6/1904 Brooks 131/251
- 1,670,199 A * 5/1928 La Schum 7/155
- 4,291,597 A * 9/1981 Allen 81/3.48
- 5,007,310 A * 4/1991 Cellini 81/3.45
- 6,032,553 A * 3/2000 Brucart Puig et al. 81/3.09
- 6,116,116 A * 9/2000 Brucart Puig et al. 81/3.37
- 6,324,944 B1 * 12/2001 Presa Eguren 81/3.45

D455,059 S * 4/2002 Stirling D8/40
2002/0174489 A1 * 11/2002 Puig 7/155

OTHER PUBLICATIONS

Collectible Corkscrews by Frédérique Crestin-Billet; ©2001Flammarion Inc.; pp. 56,57, and 314; Peg and worm corkscrews from the nineteenth & twentieth centuries and key shaped corkscrew from the 1960s.*

* cited by examiner

Primary Examiner—Caron D. Veynar

(57) **CLAIM**

I claim the ornamental design for a spiral member for cork extractor, as shown.

DESCRIPTION

FIG. 1—is a first side and top perspective view of a first embodiment of the spiral member for cork extractor;
FIG. 2—is a second side perspective view thereof;
FIG. 3—is a third side perspective view thereof;
FIG. 4—is a first side perspective view thereof;
FIG. 5—is a fourth side perspective view thereof;
FIG. 6—is a top plan view thereof;
FIG. 7—is a bottom plan view thereof;
FIG. 8—is a first side and top elevational view of a second embodiment of the spiral member for cork extractor;
FIG. 9—is a second side perspective view thereof; and,
FIG. 10—is a top plan view thereof.

1 Claim, 2 Drawing Sheets




FIG. 1.



FIG. 2.



FIG. 3.



FIG. 4.



FIG. 5.

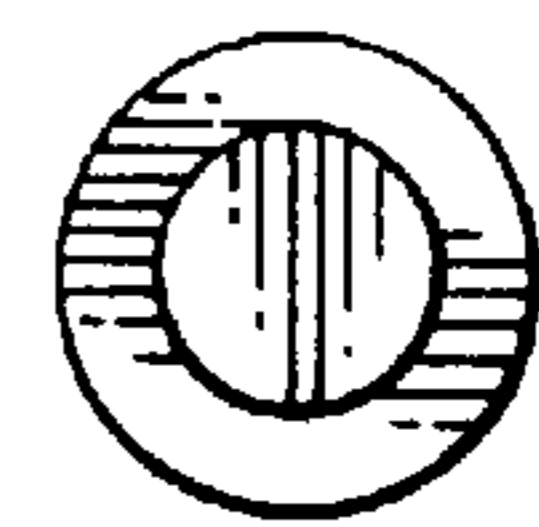



FIG. 6.

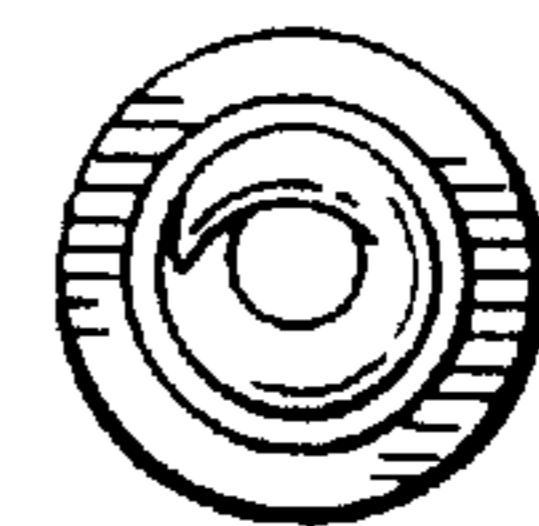


FIG. 7.

FIG. 8.



FIG. 9.



FIG. 10.

