



US00D480282S

(12) **United States Design Patent**
Frantz

(10) **Patent No.:** **US D480,282 S**

(45) **Date of Patent:** **** Oct. 7, 2003**

(54) **LARGE PANEL CARRIER**

D423,309 S * 4/2000 Sirmans D8/14

(76) Inventor: **William E. Frantz**, 1016 Newhaven
Cir., Sun Prairie, WI (US) 53590

* cited by examiner

Primary Examiner—Catherine R. Oliver

(**) Term: **14 Years**

(57) **CLAIM**

(21) Appl. No.: **29/171,057**

The ornamental design for a large panel carrier, as shown and described.

(22) Filed: **Nov. 15, 2002**

(51) **LOC (7) Cl.** **08-05**

(52) **U.S. Cl.** **D8/14; D3/315**

(58) **Field of Search** D8/14, 71, 300;
294/15, 137, 26, 19.1, 1.1, 153; D3/315,
215; 280/47.17, 79.1 A, 47.16

DESCRIPTION

(56) **References Cited**

U.S. PATENT DOCUMENTS

2,428,941 A	*	10/1947	Packard	294/169
D217,002 S	*	3/1970	Wagner	D3/315
4,098,442 A	*	7/1978	Moore	294/141
D255,317 S	*	6/1980	Slinkard	D8/14
4,630,838 A	*	12/1986	Stockton	294/15
D289,367 S	*	4/1987	Secor	D8/71

FIG. 1 is a perspective view of a large panel carrier showing my new design;

FIG. 2 is a front elevational view thereof

FIG. 3 is a rear elevational view thereof;

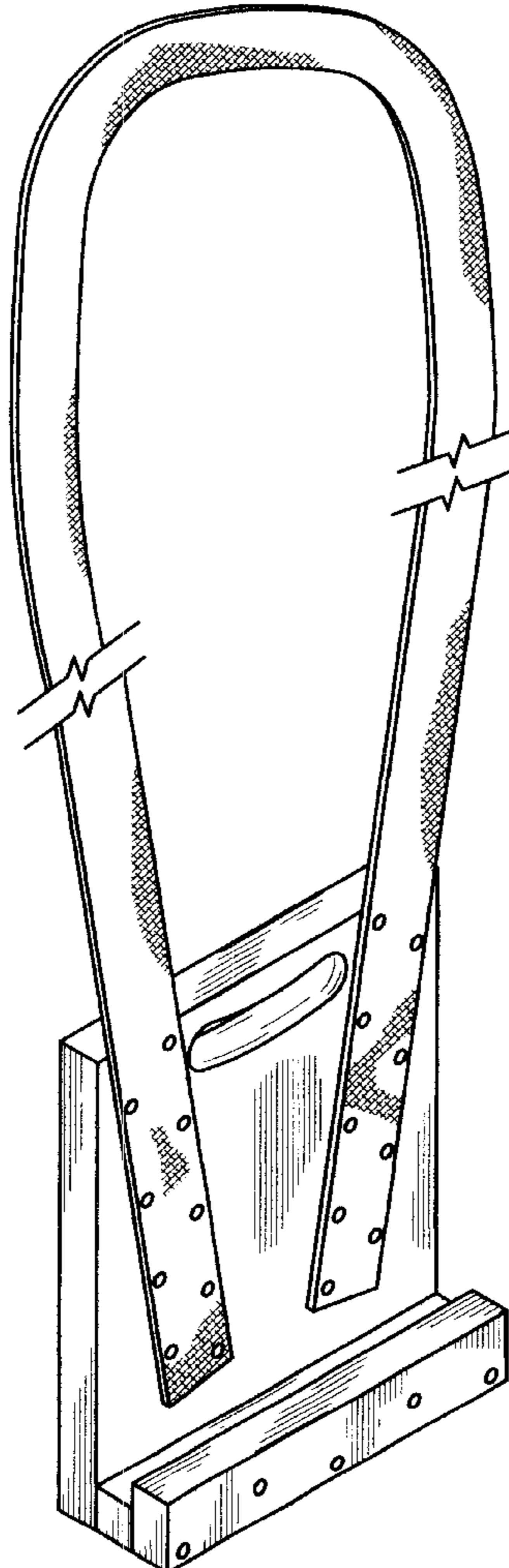
FIG. 4 is a side view, taken from the left side of FIG. 2, the right side view being a mirror image thereof;

FIG. 5 is a top plan view thereof; and,

FIG. 6 is a bottom plan view thereof.

The strap is shown broken away to indicate indeterminate length. The strap is shown broken away in FIG. 5 for convenience of illustration.

1 Claim, 4 Drawing Sheets



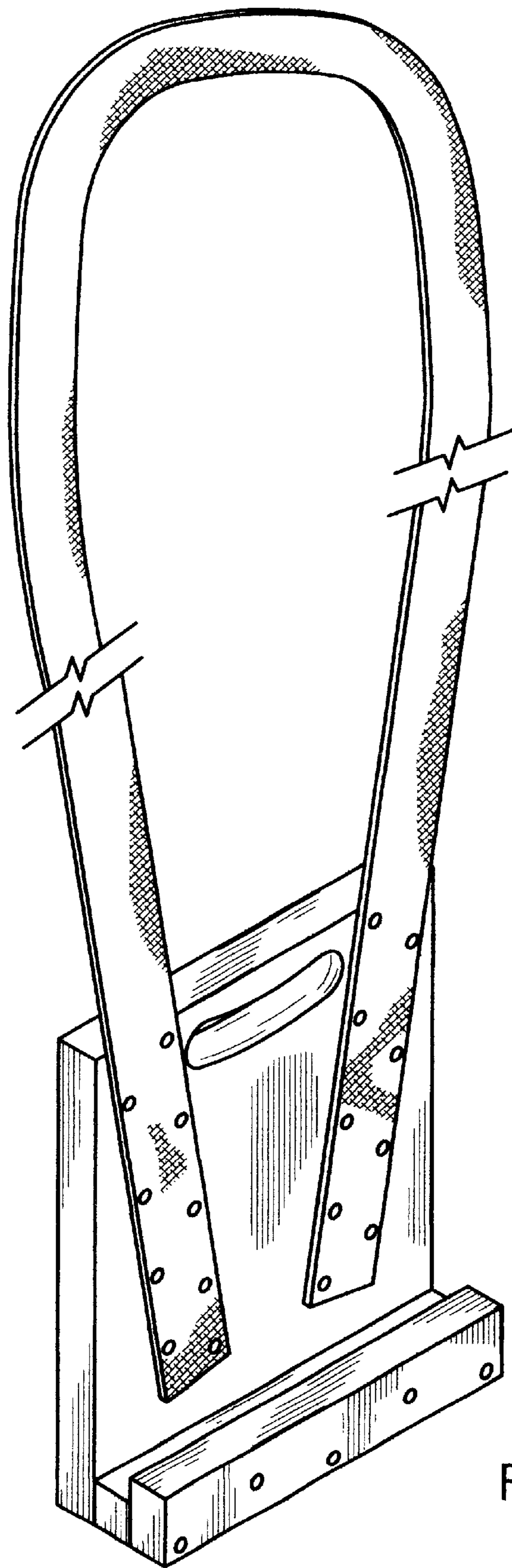


FIG. 1

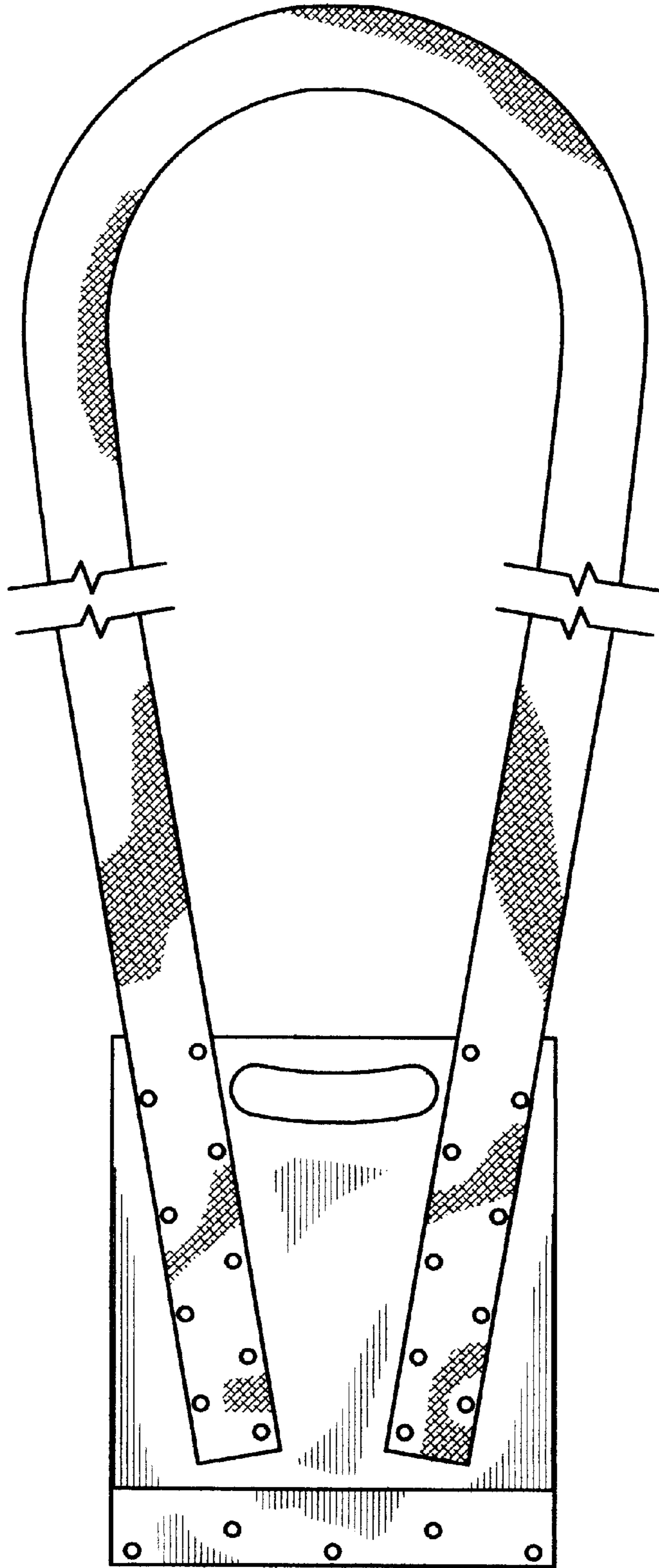


FIG. 2

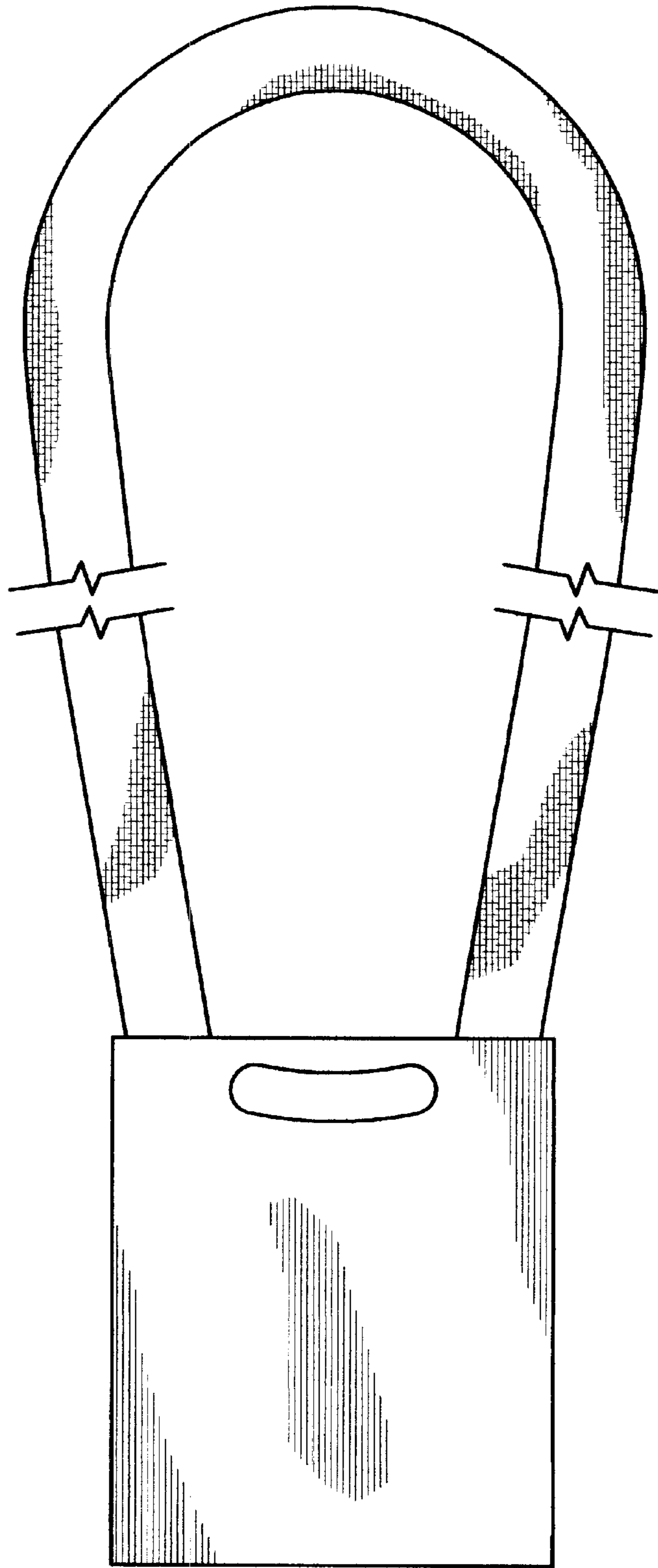


FIG. 3

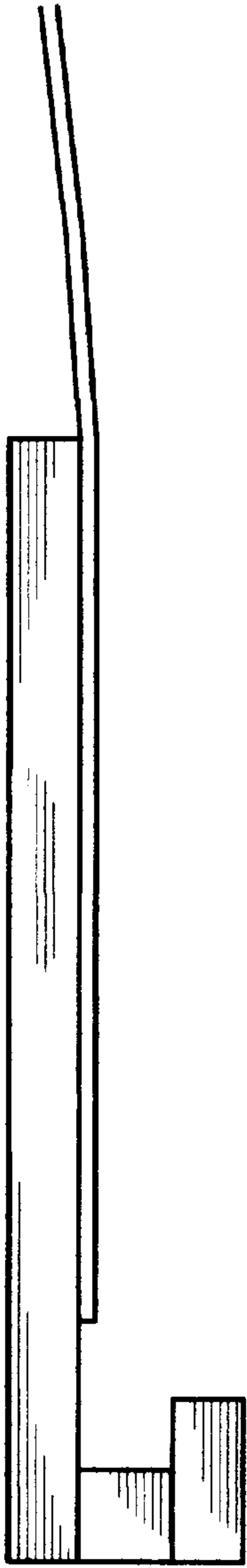


FIG. 4




FIG. 5




FIG. 6