



US00D480281S

(12) **United States Design Patent**
Ota

(10) **Patent No.:** **US D480,281 S**

(45) **Date of Patent:** **** Oct. 7, 2003**

(54) **WEEDER**

(75) Inventor: **Kinjiro Ota**, Tokyo (JP)

(73) Assignee: **Ota Kosan Corporation** (JP)

(**) Term: **14 Years**

(21) Appl. No.: **29/170,812**

(22) Filed: **Nov. 12, 2002**

(30) **Foreign Application Priority Data**

Jul. 9, 2002 (JP) 2002-018346

(51) **LOC (7) Cl.** **08-01**

(52) **U.S. Cl.** **D8/8; D8/1**

(58) **Field of Search** D8/1, 8, 9; 7/114;
30/276; 294/50.6, 50.8, 49

(56) **References Cited**

U.S. PATENT DOCUMENTS

- 2,532,115 A * 11/1950 McKinney 254/131.5
- 2,855,668 A * 10/1958 Ottenad et al. 30/276
- 4,618,003 A * 10/1986 Hostetter 172/25

- D318,993 S * 8/1991 Brady D8/13
- 5,615,541 A 4/1997 Ota
- 6,257,346 B1 * 7/2001 Schofield et al. 172/381

* cited by examiner

Primary Examiner—Robin V. Taylor

(74) *Attorney, Agent, or Firm*—Dann, Dorfman, Herrell and Skillman, P.C.

(57) **CLAIM**

The ornamental design for a weeder, as shown and described.

DESCRIPTION

FIG. 1 is a front elevational view of a weeder showing my new design;
 FIG. 2 is a rear elevational view thereof;
 FIG. 3 is a right hand side elevational view thereof, the left hand side being a mirror image thereof;
 FIG. 4 is an enlarged top plan view thereof;
 FIG. 5 is an enlarged bottom plan view thereof;
 FIG. 6 is a front, right, top perspective view thereof; and,
 FIG. 7 is a rear, left, top perspective view thereof.

1 Claim, 7 Drawing Sheets

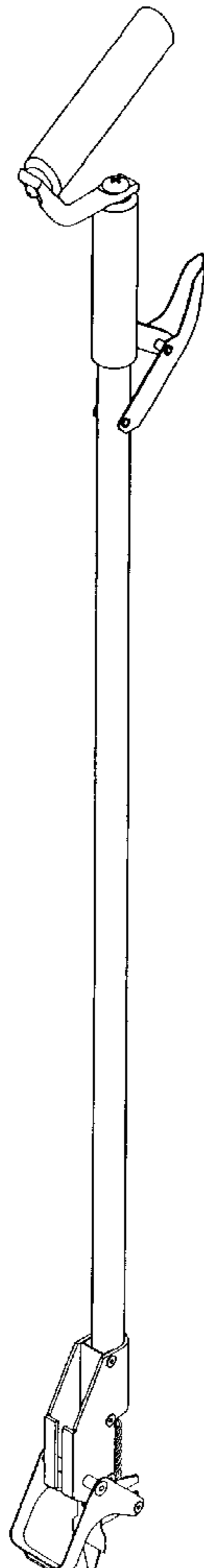


FIG. 1

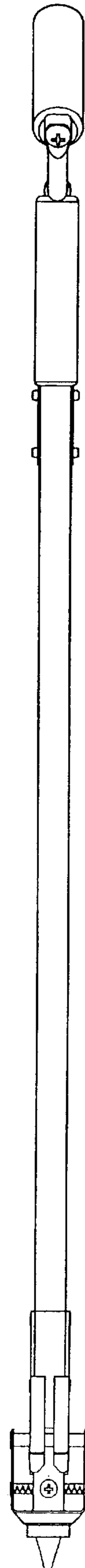


FIG. 2

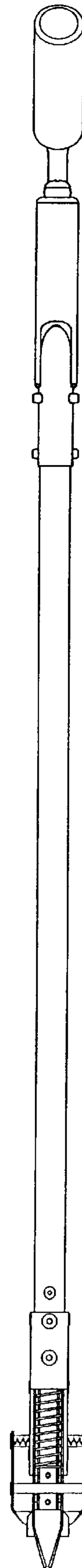
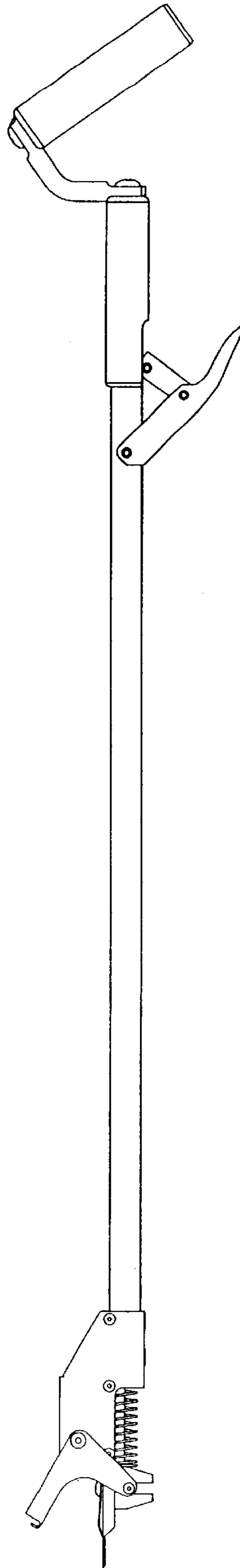


FIG. 3



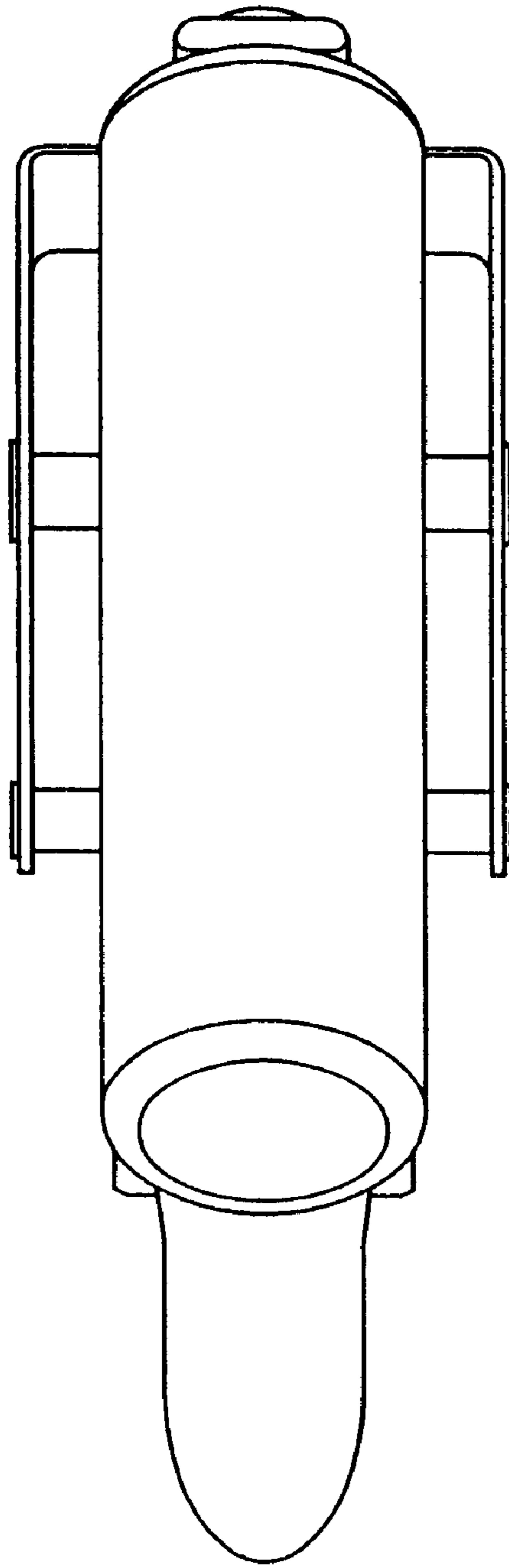


FIG. 4

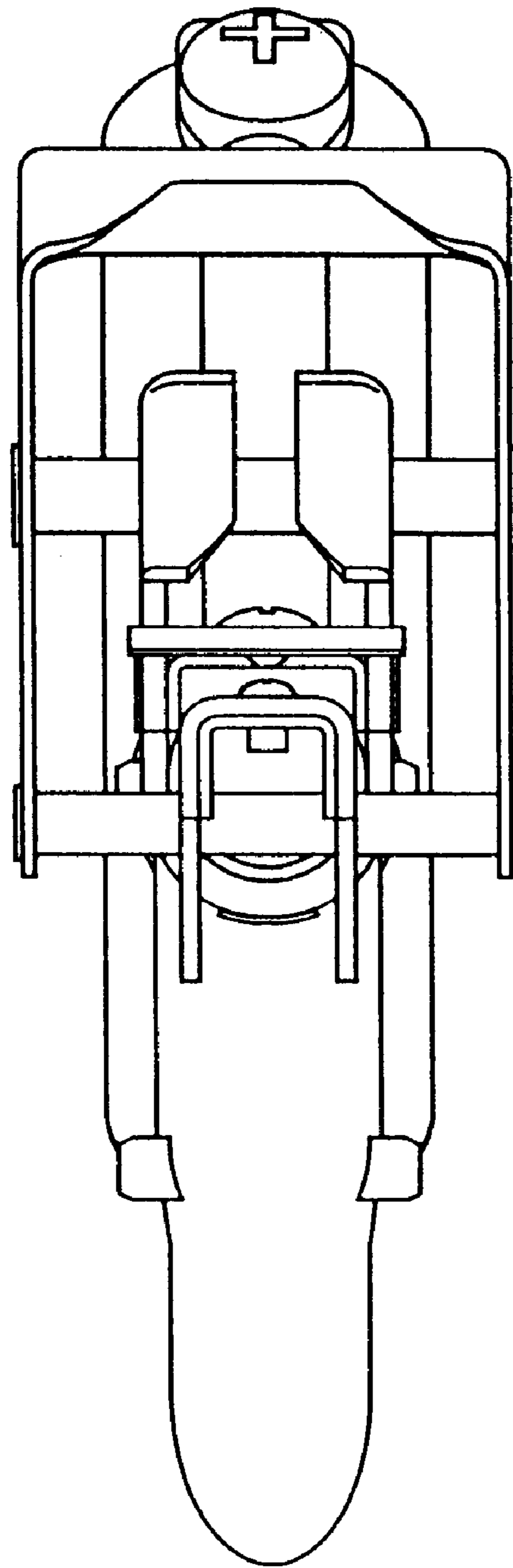


FIG. 5

FIG. 6

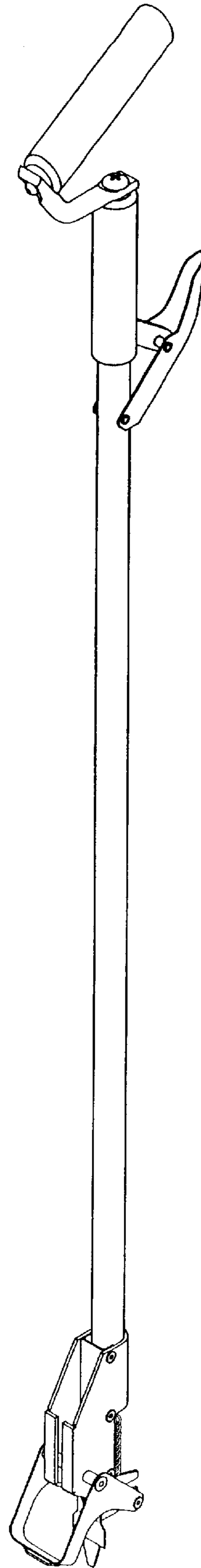


FIG. 7

