



US00D480268S

(12) **United States Design Patent**
Laib

(10) **Patent No.:** **US D480,268 S**

(45) **Date of Patent:** **** Oct. 7, 2003**

(54) **TUMBLER WITH INCLINED CAP**

(75) **Inventor:** **Douglas M. Laib**, Orlando, FL (US)

(73) **Assignee:** **Dart Industries Inc.**, Orlando, FL (US)

(**) **Term:** **14 Years**

(21) **Appl. No.:** **29/155,895**

(22) **Filed:** **Feb. 19, 2002**

(51) **LOC (7) Cl.** **07-01**

(52) **U.S. Cl.** **D7/510; D7/511**

(58) **Field of Search** **D7/509, 510, 511,**
D7/503, 602, 591, 598, 315, 316, 317;
D9/525, 537, 515, 503; 222/142.1, 142.9,
189.02, 565, 480, 129; 215/313, 382, 400

(56) **References Cited**

U.S. PATENT DOCUMENTS

D184,567 S	*	3/1959	Keck et al.	D7/598
3,036,746 A	*	5/1962	Hagen	222/480
3,229,867 A	*	1/1966	Torii et al.	222/480
3,563,417 A	*	2/1971	Jordan et al.	222/189.02
D265,974 S	*	8/1982	Gombert	D9/503
D305,193 S	*	12/1989	Sajadieh	D7/509
D318,778 S	*	8/1991	Fiore et al.	D7/591
D328,710 S	*	8/1992	Deflander	D9/515
D331,861 S	*	12/1992	Minuti	D7/598
D353,973 S	*	1/1995	Adado	D7/511

D377,293 S	*	1/1997	Husted	D7/510
D377,737 S		2/1997	Kristmik	D7/511
D397,905 S	*	9/1998	Hsu	D7/317
D399,392 S		10/1998	Husted	D7/511
D432,865 S		10/2000	Cohen	D7/510
D436,802 S		1/2001	Kaposi et al.	D7/510
D453,446 S	*	2/2002	Bodum	D7/510
D457,783 S	*	5/2002	Bodum	D7/511
D458,081 S	*	6/2002	Bodum	D7/510
D474,367 S	*	5/2003	Turchi et al.	D7/316

* cited by examiner

Primary Examiner—M. N. Pandozzi

(74) *Attorney, Agent, or Firm*—Taylor J. Ross


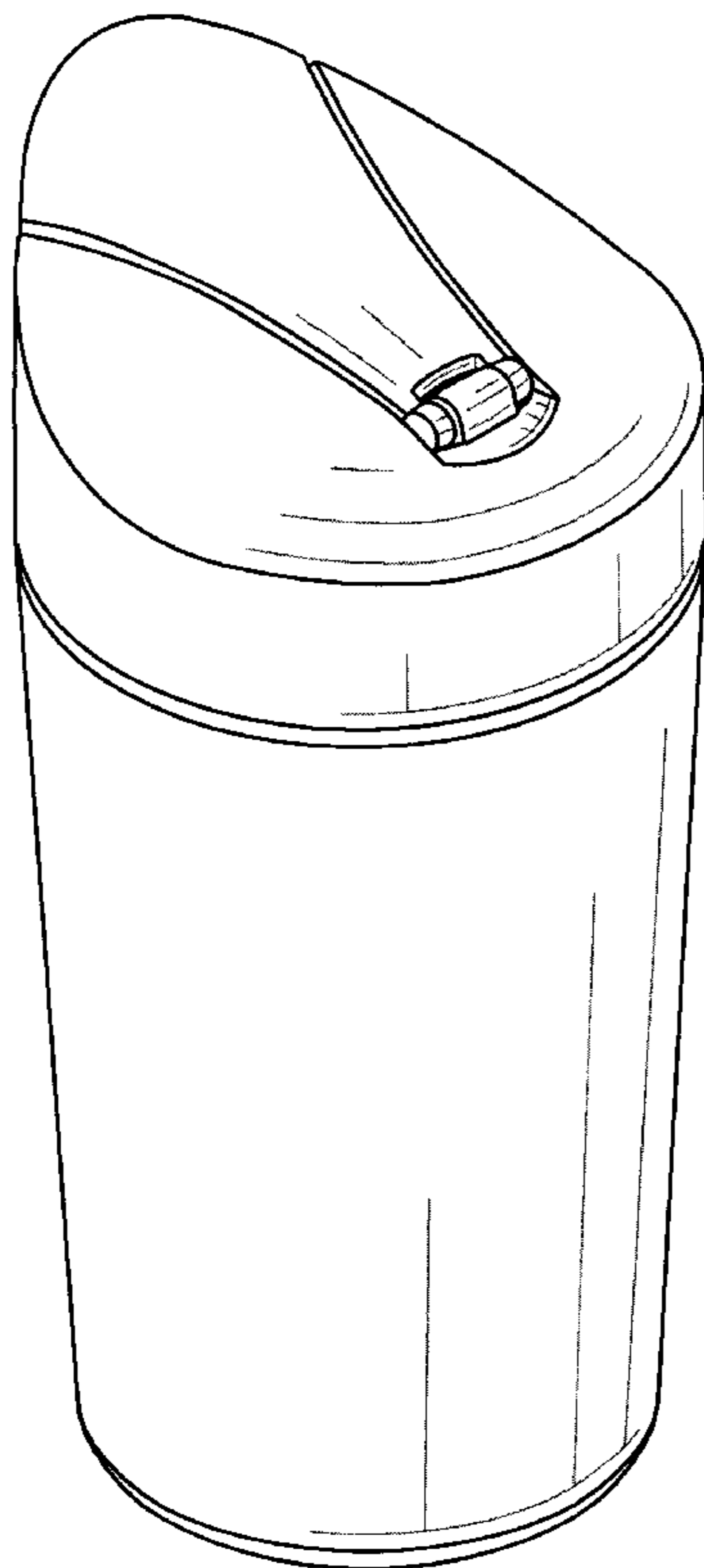
(57) **CLAIM**

The ornamental design for a tumbler with inclined cap, as shown and described.

DESCRIPTION

FIG. 1 is a top, side and front perspective view of a tumbler with inclined cap showing the new design;
FIG. 2 is a right elevation view thereof;
FIG. 3 is a left elevation view thereof;
FIG. 4 is a rear side elevation view thereof;
FIG. 5 is a front side elevation view thereof;
FIG. 6 is a top plan view thereof; and,
FIG. 7 is a bottom plan view thereof.

1 Claim, 3 Drawing Sheets



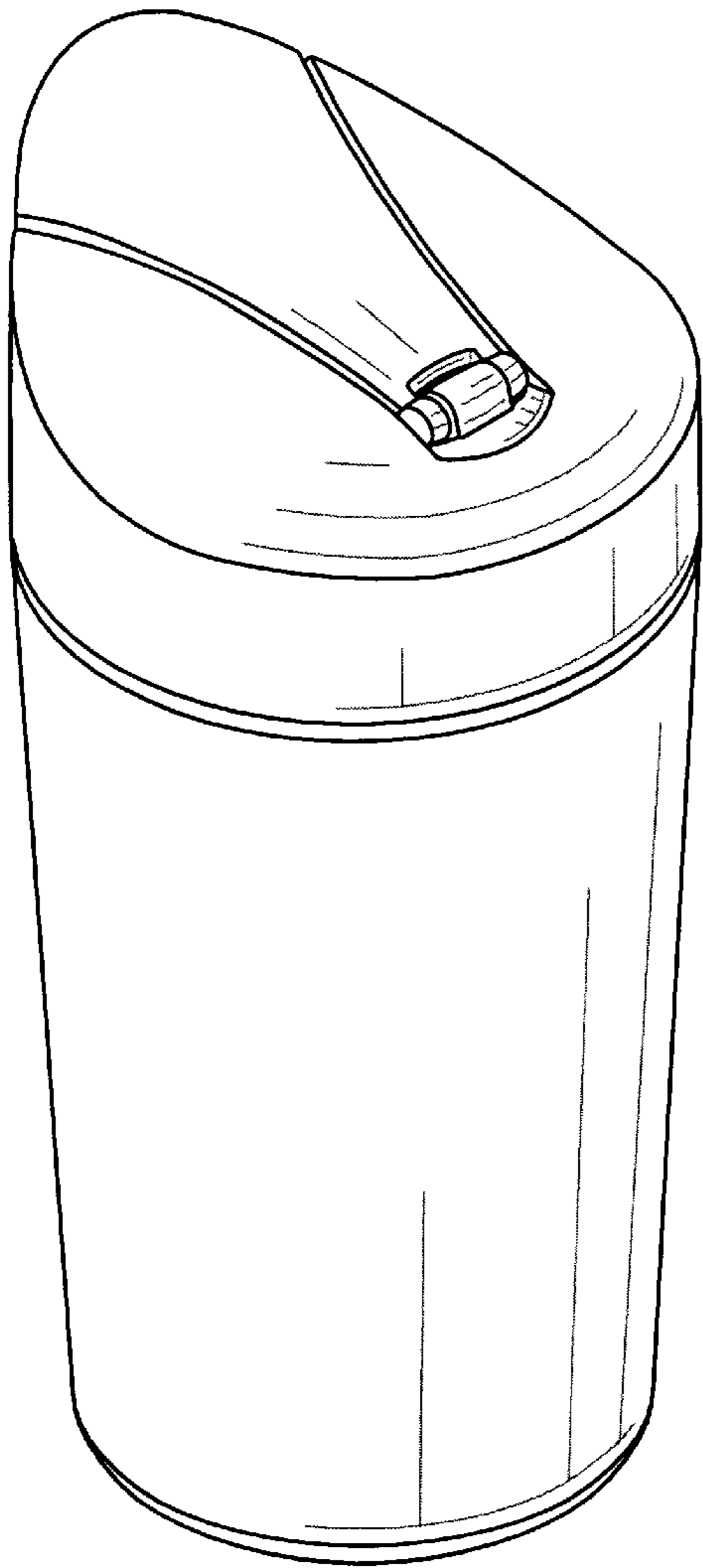


FIG. 1




FIG. 2




FIG. 3




FIG. 4




FIG. 5

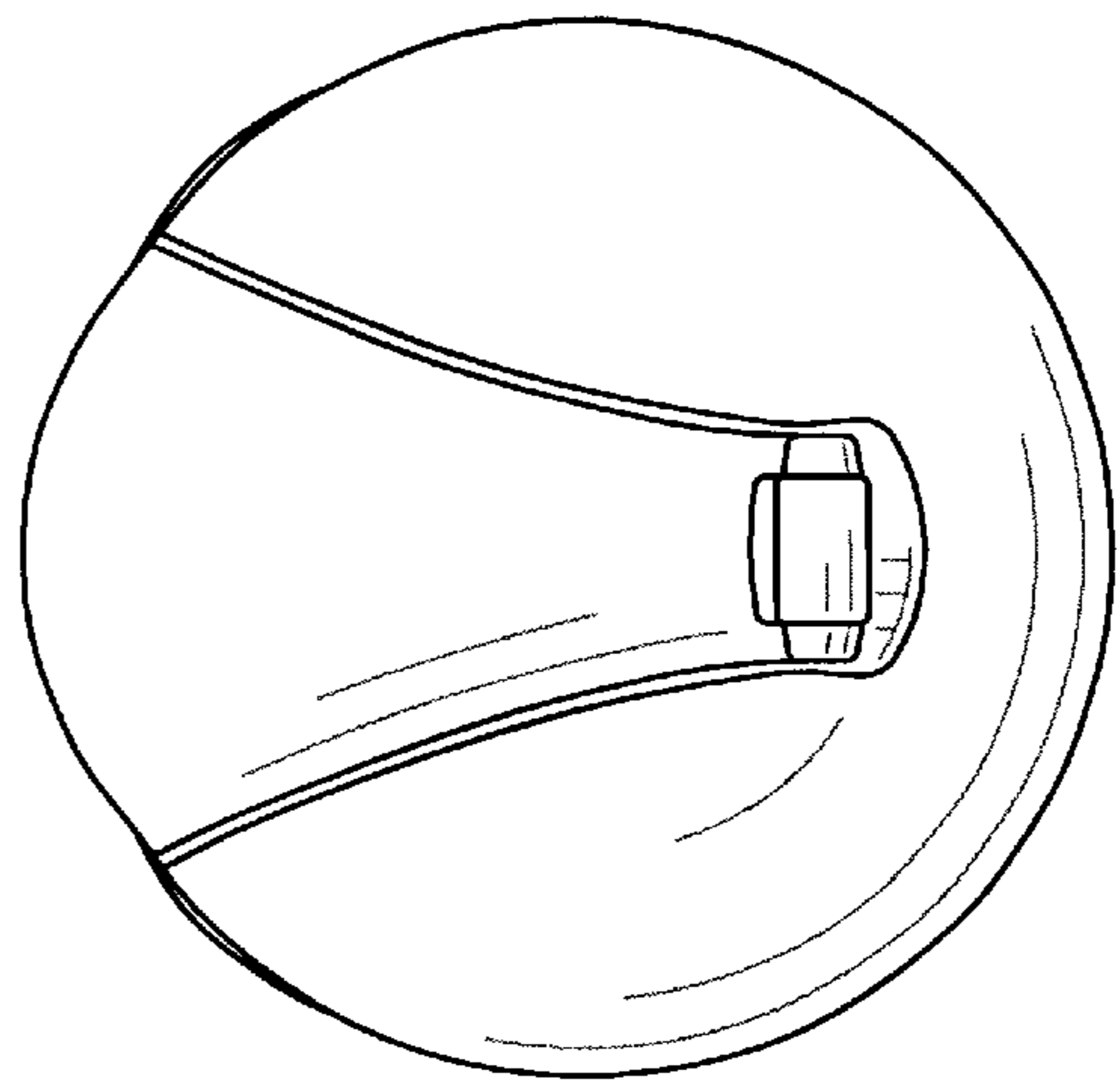


FIG. 6

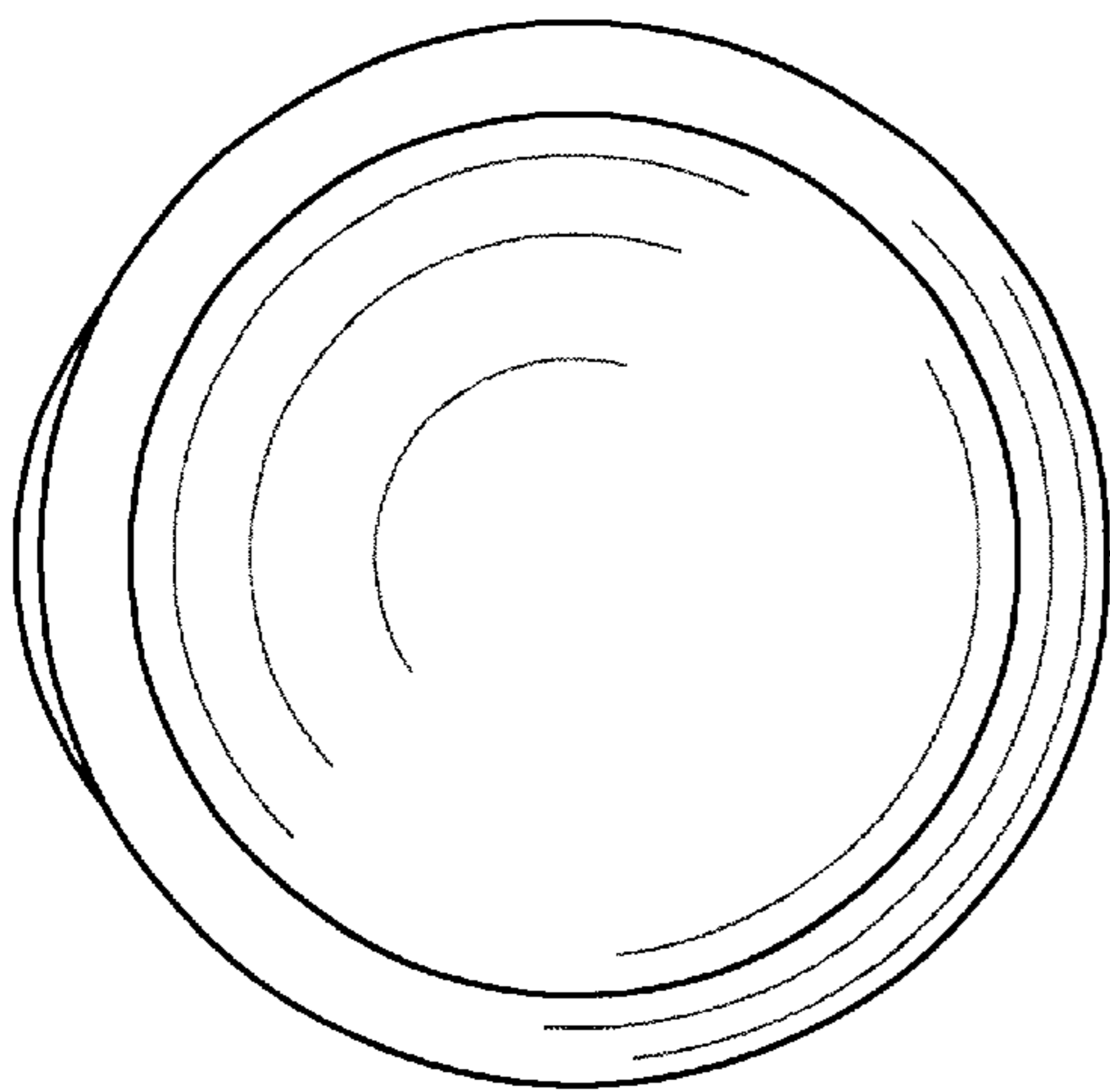


FIG. 7