



US00D480255S

(12) **United States Design Patent**
Lecerf

(10) **Patent No.: US D480,255 S**

(45) **Date of Patent: ** Oct. 7, 2003**

(54) **KETTLE**

(75) **Inventor: Thierry Lecerf, Caluire et Cuire (FR)**

(73) **Assignee: Tefal SA, Rumilly (FR)**

(**) **Term: 14 Years**

(21) **Appl. No.: 29/165,142**

(22) **Filed: Aug. 7, 2002**

(30) **Foreign Application Priority Data**

Feb. 8, 2002 (FR) 02 0970

(51) **LOC (7) Cl. 07-01**

(52) **U.S. Cl. D7/319; D7/317**

(58) **Field of Search D7/312, 316, 317,
D7/318, 319, 600, 605; 222/189.6, 465.1,
465; D23/209, 212; 210/476, 282; 99/295;
219/437**

(56) **References Cited**

U.S. PATENT DOCUMENTS

- D287,807 S * 1/1987 Wilson D7/317
- D307,857 S * 5/1990 Grome et al. D7/317
- D335,238 S * 5/1993 Correa et al. D7/317
- D335,239 S * 5/1993 Crunden et al. D7/317
- D345,669 S * 4/1994 Piret D7/319
- D345,670 S * 4/1994 Piret D7/319
- D362,151 S * 9/1995 Wilson et al. D7/319
- D362,582 S * 9/1995 Wilson et al. D7/319
- D367,201 S * 2/1996 Joergensen D7/305
- D367,394 S * 2/1996 Wai D7/305
- D375,866 S * 11/1996 Wai D7/319
- D381,858 S * 8/1997 Richaud D7/319
- D383,351 S * 9/1997 DeMore D7/319
- D388,654 S * 1/1998 Bouhuys D7/319
- D389,007 S * 1/1998 Bouhuys D7/319
- D396,378 S * 7/1998 Hensel D7/319
- D398,184 S * 9/1998 Silverberg et al. D7/319

- D413,223 S * 8/1999 Choi D7/319
- D413,481 S * 9/1999 Choi D7/319
- D414,070 S * 9/1999 Saltet D7/319
- D415,922 S * 11/1999 Kawasaki et al. D7/317
- D416,163 S * 11/1999 Doritty et al. D7/319
- D418,714 S * 1/2000 Fox et al. D7/319
- D421,361 S * 3/2000 Coulson et al. D7/319
- D427,478 S * 7/2000 Littmann et al. D7/318
- D436,790 S * 1/2001 Saltet D7/319
- D437,175 S * 2/2001 Brady D7/319
- D439,466 S * 3/2001 Bouhuys D7/319
- D440,110 S * 4/2001 Tanner et al. D7/319
- D440,459 S * 4/2001 Durbin et al. D7/318
- D444,662 S * 7/2001 McGrath et al. D7/319
- D444,987 S * 7/2001 McGrath et al. D7/319
- D455,314 S * 4/2002 Choi D7/319
- D460,311 S * 7/2002 Chang D7/319
- D463,706 S * 10/2002 Lecerf D7/317
- D463,947 S * 10/2002 Choi D7/319
- D465,377 S * 11/2002 Murison et al. D7/319

* cited by examiner

Primary Examiner—M. N. Pandozzi

(74) *Attorney, Agent, or Firm*—Young & Thompson

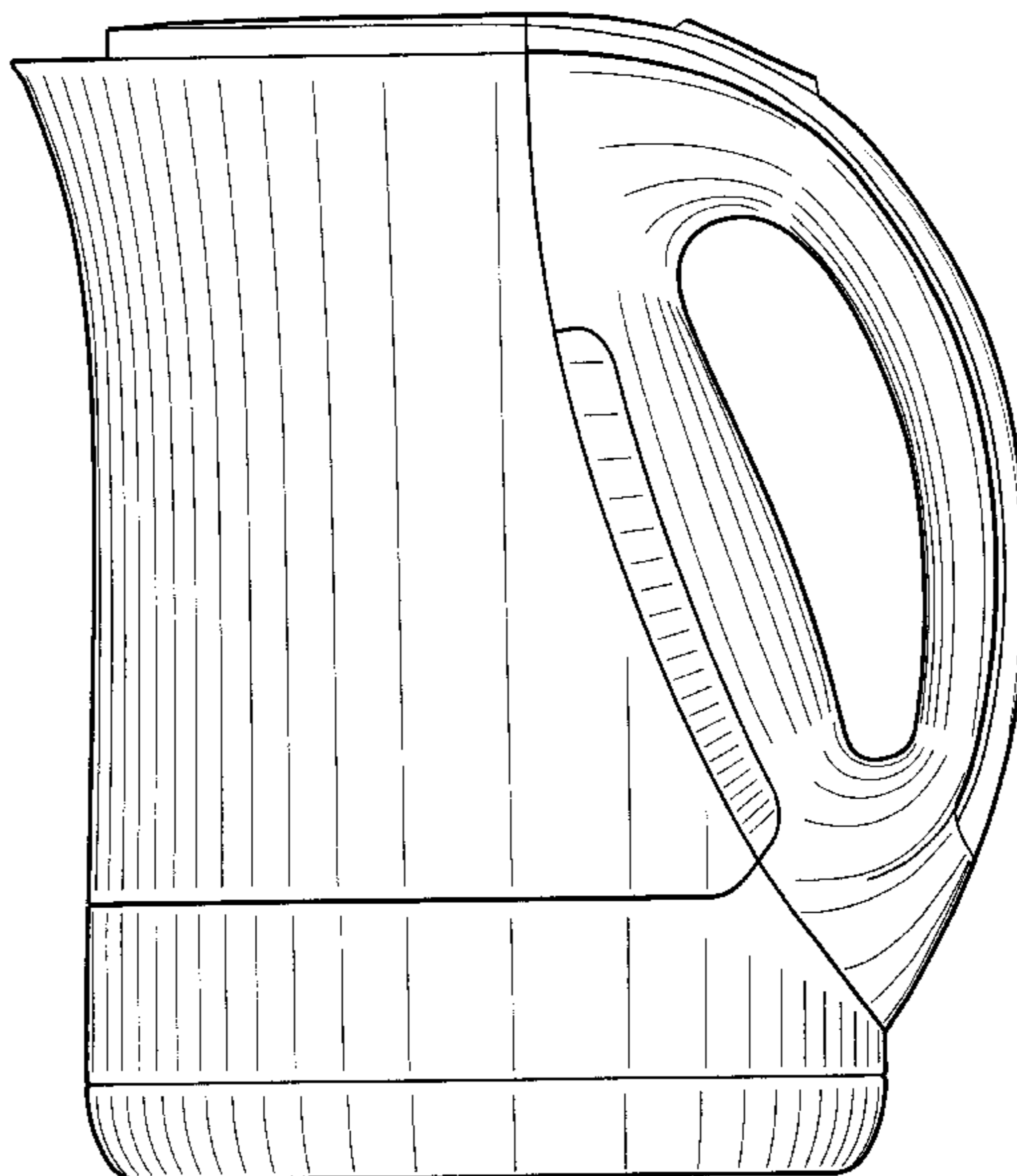
(57) **CLAIM**

The ornamental design for a kettle, as shown.

DESCRIPTION

FIG. 1 is a top, side and rear perspective view of a kettle showing my new design;
 FIG. 2 is a front elevational view thereof;
 FIG. 3 is a rear elevational view thereof;
 FIG. 4 is a side elevational view thereof from the right of FIG. 2;
 FIG. 5 is a side elevational view thereof from the left of FIG. 2;
 FIG. 6 is a bottom plan view thereof; and,
 FIG. 7 is a top plan view thereof.

1 Claim, 7 Drawing Sheets



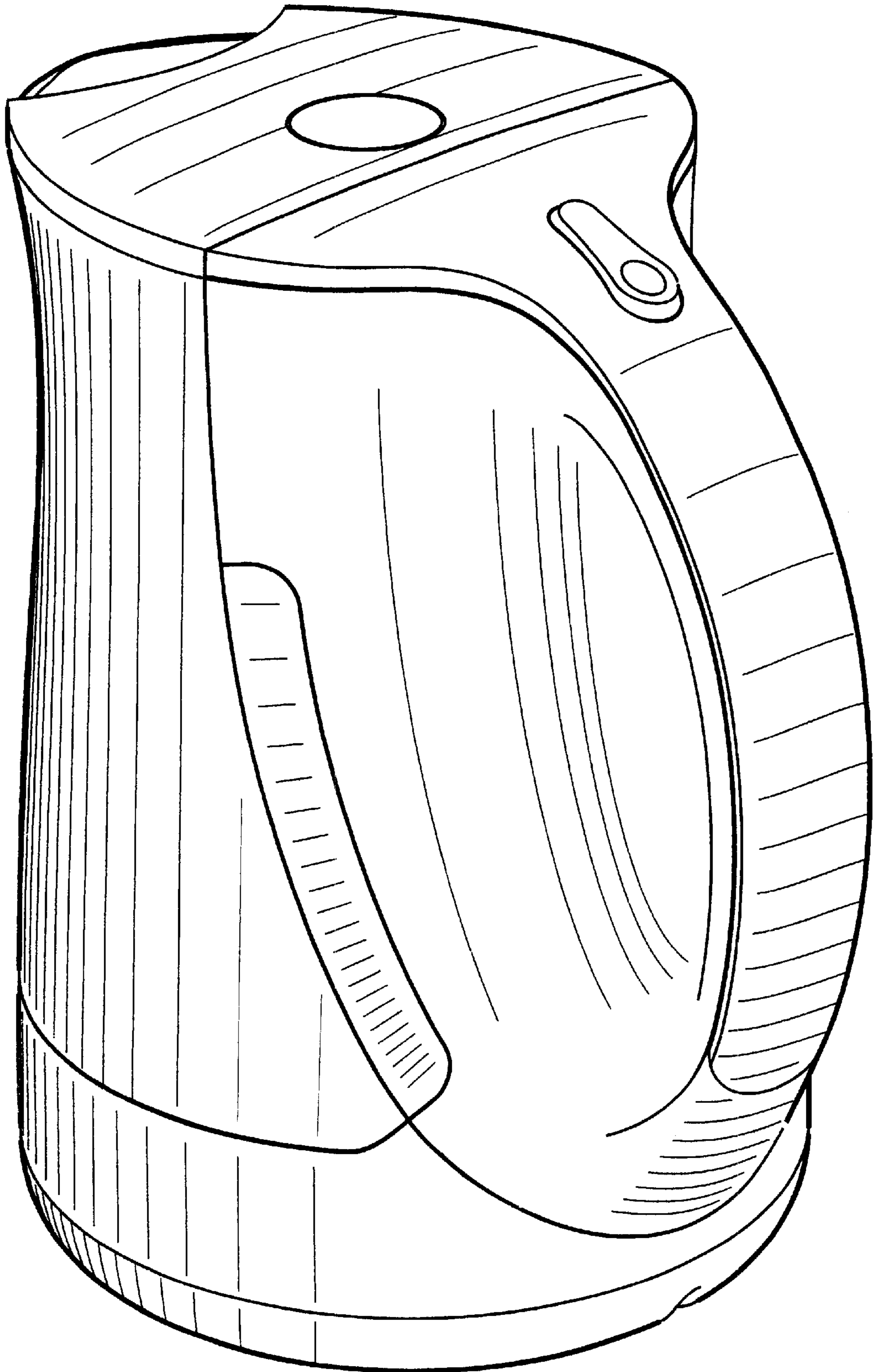


FIG. 1

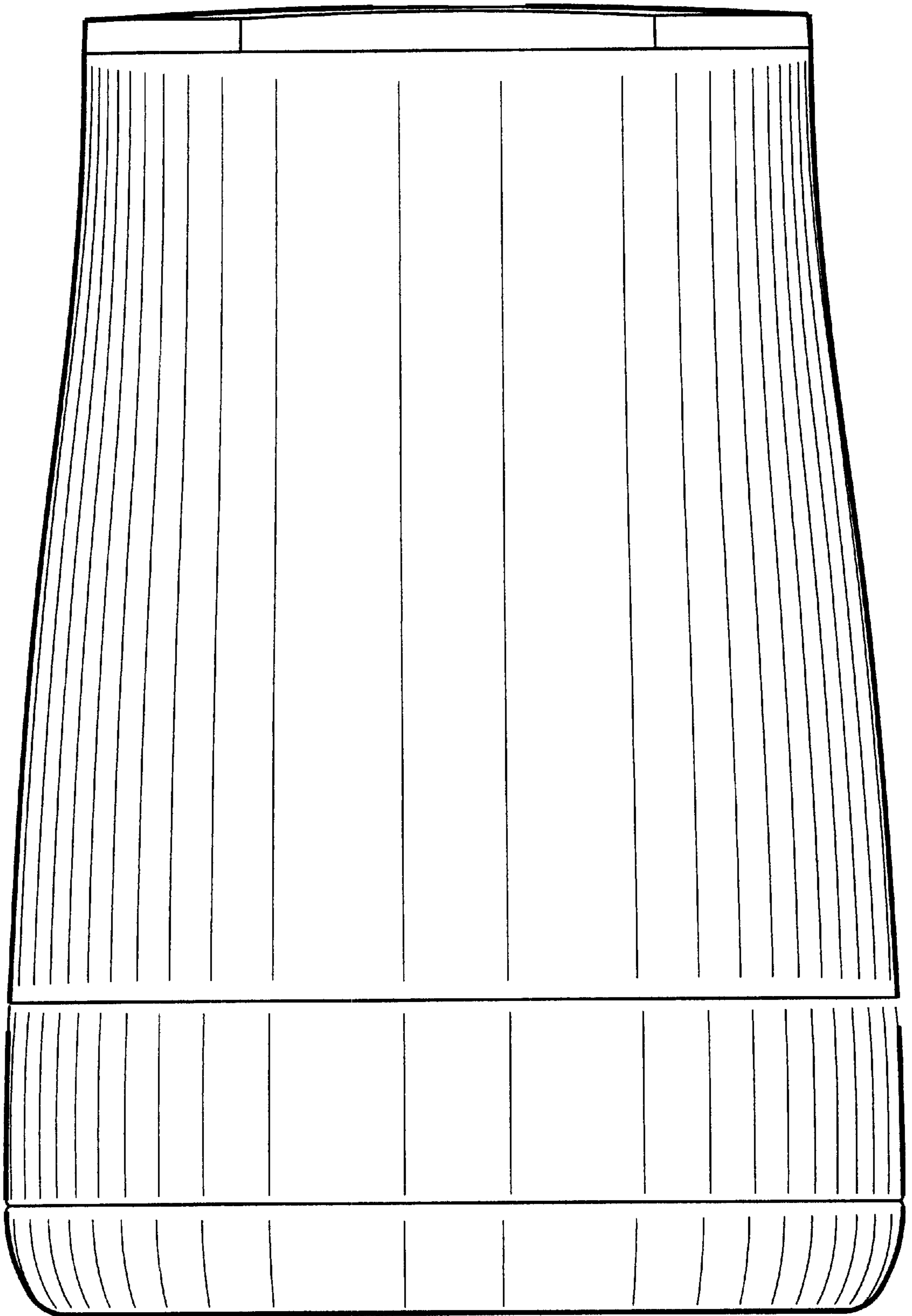


FIG. 2

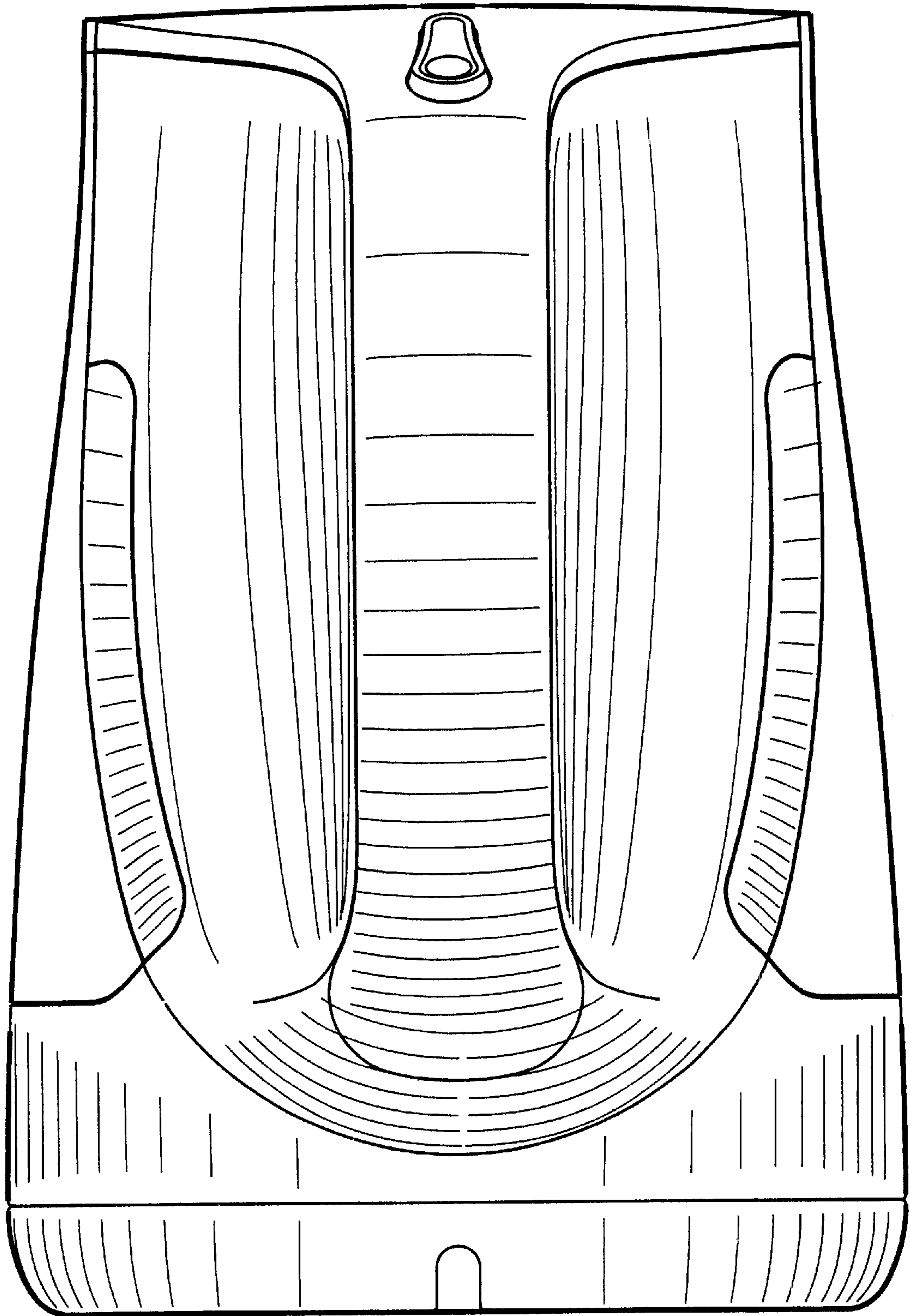


FIG. 3

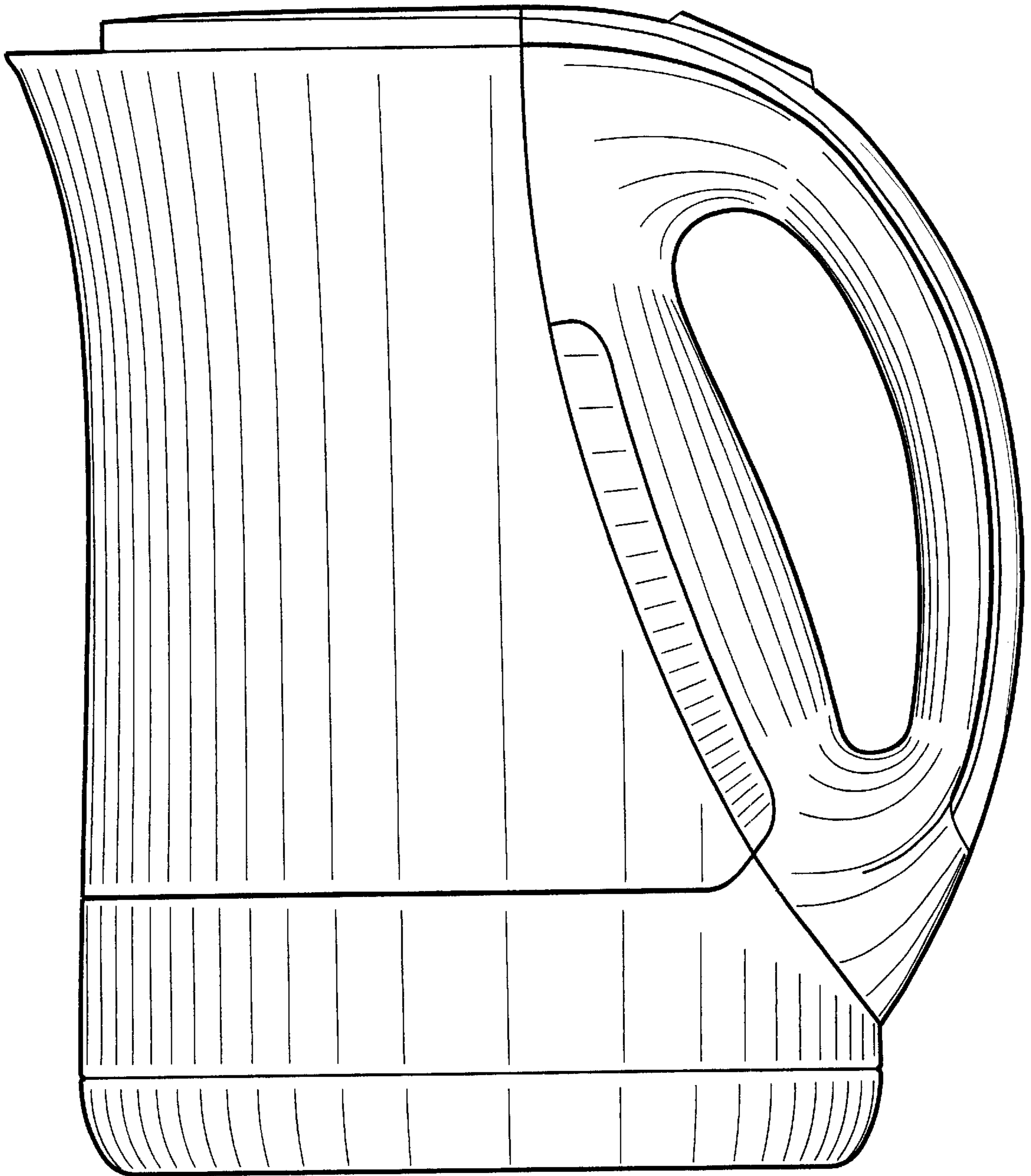


FIG. 4

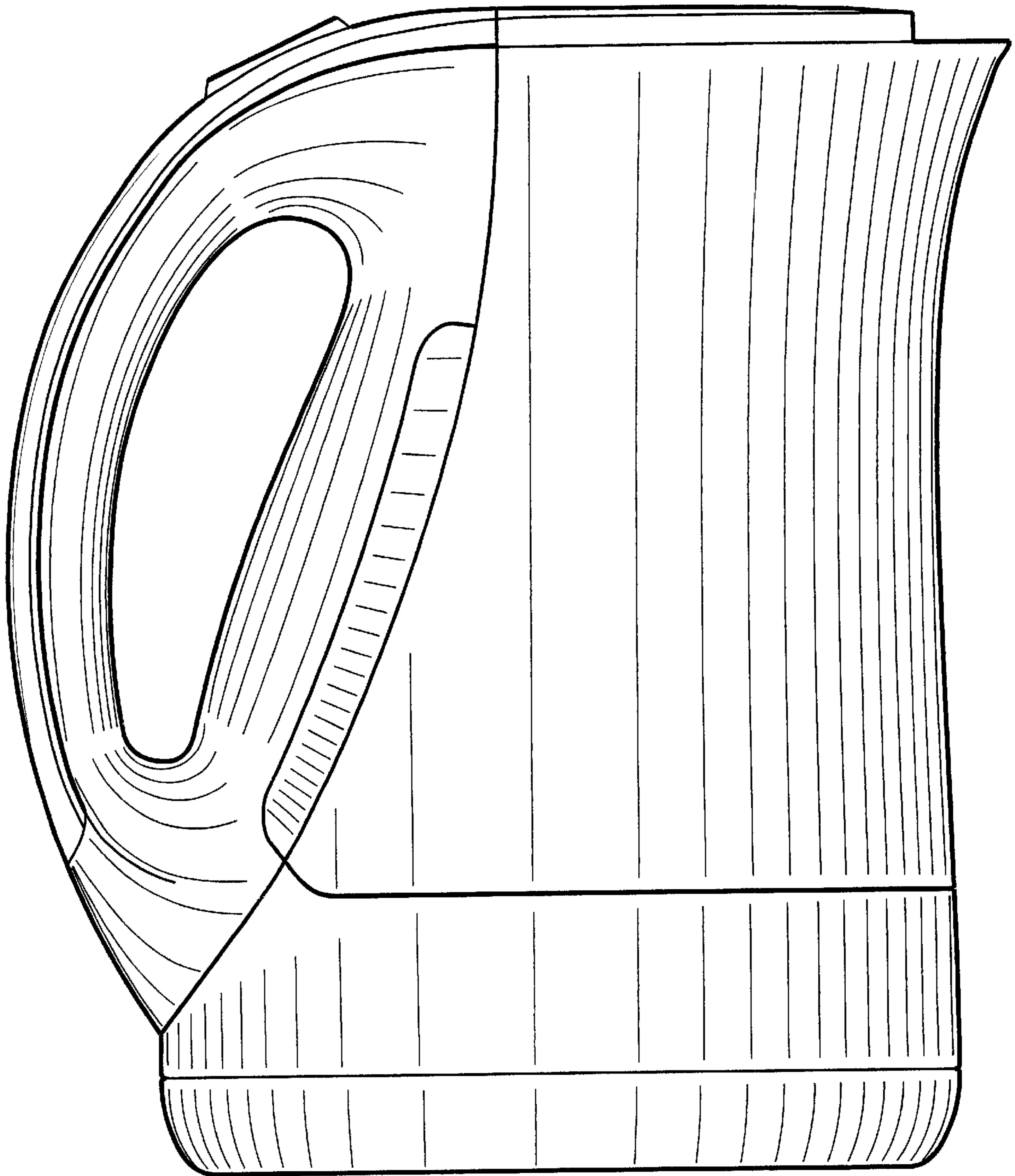


FIG. 5




FIG. 6

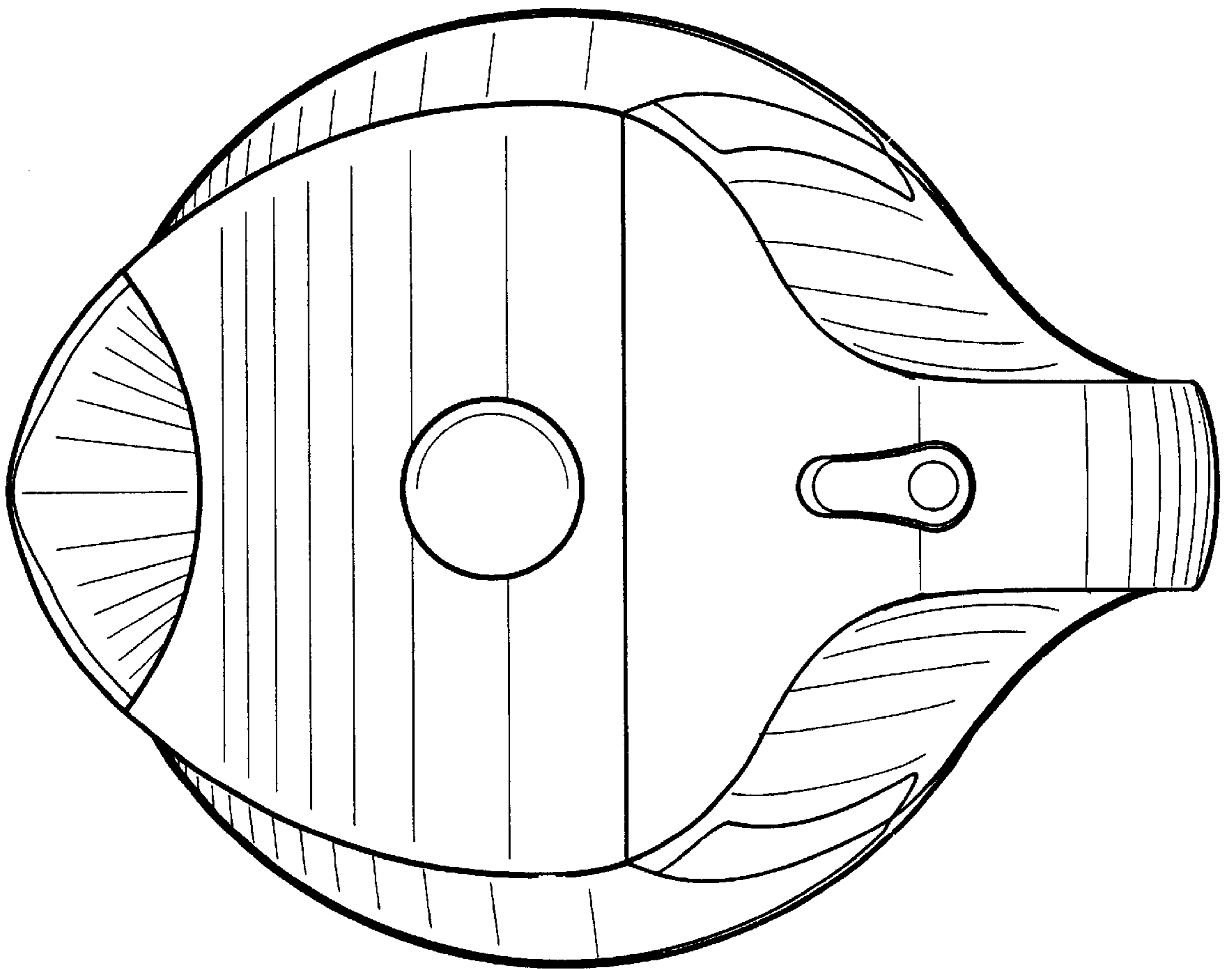


FIG. 7