



US00D480235S

(12) **United States Design Patent**
Draper

(10) **Patent No.:** **US D480,235 S**

(45) **Date of Patent:** **** Oct. 7, 2003**

(54) **WINE STORAGE REFRIGERATOR**

(75) Inventor: **William P. Draper**, Perkasio, PA (US)

(73) Assignee: **Draper-DBS, Inc.**, Perkasio, PA (US)

(**) Term: **14 Years**

(21) Appl. No.: **29/159,690**

(22) Filed: **Apr. 24, 2002**

Related U.S. Application Data

(62) Division of application No. 29/134,240, filed on Dec. 15, 2000.

(51) **LOC (7) Cl.** **06-04**

(52) **U.S. Cl.** **D6/470; D6/436; D15/81**

(58) **Field of Search** D6/396, 397, 436, D6/470; D15/81, 85; 62/125, 127, 246, 250, 371, 444, 445, 457; 312/114, 116, 236

(56) **References Cited**

U.S. PATENT DOCUMENTS

D421,534 S * 3/2000 Trulaske, Sr. et al. D6/472

D449,467 S * 10/2001 Bedard D6/470

D452,869 S * 1/2002 Ma et al. D15/81

D453,169 S * 1/2002 Ma et al. D15/81

D463,682 S * 10/2002 Ma et al. D6/470

D468,325 S * 1/2003 Lorek et al. D15/81

* cited by examiner

Primary Examiner—Cathron C. Brooks

(74) *Attorney, Agent, or Firm*—Grimes & Battersby, LLP

(57) **CLAIM**

The ornamental design for a wine storage refrigerator, as shown and described.

DESCRIPTION

FIG. 1 is a front perspective view of the wine storage refrigerator of the present invention.


FIG. 2 is a front elevational view of the wine storage refrigerator of FIG. 1.

FIG. 3 is a left side elevational view of the wine storage refrigerator of FIG. 1.

FIG. 4 is a right side elevational view of the wine storage refrigerator of FIG. 1; and,

FIG. 5 is a top plan view of the wine storage refrigerator of FIG. 1.

1 Claim, 3 Drawing Sheets






FIG. 1

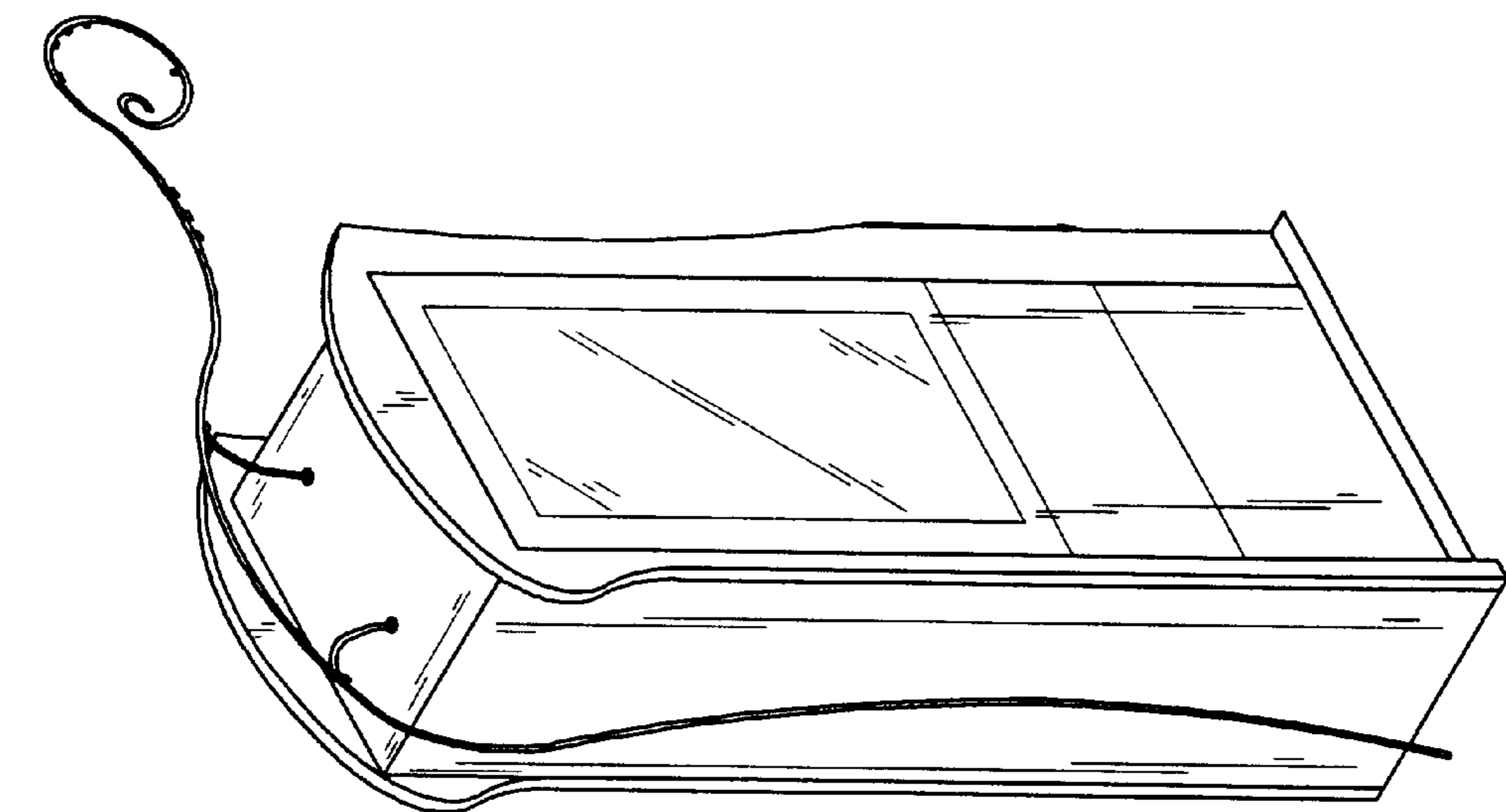


FIG. 2




FIG. 4




FIG. 3




FIG. 5