



US00D480228S

(12) **United States Design Patent**  
**Grosfillex**

(10) **Patent No.:** **US D480,228 S**

(45) **Date of Patent:** **\*\* Oct. 7, 2003**

(54) **ARMCHAIR**

(75) **Inventor:** **Raymond Grosfillex, Oyonnax (FR)**

(73) **Assignee:** **Grosfillex Sarl, Oyonnax (FR)**

(\*\*) **Term:** **14 Years**

(21) **Appl. No.:** **29/166,707**

(22) **Filed:** **Sep. 4, 2002**

(30) **Foreign Application Priority Data**

Mar. 6, 2002 (WO) ..... DMA/005 631

(51) **LOC (7) Cl.** ..... **06-01**

(52) **U.S. Cl.** ..... **D6/379**

(58) **Field of Search** ..... D6/334, 369, 370,  
D6/374, 379, 380, 500, 501, 502; 297/445.1,  
446.1, 452.64, DIG. 2

(56) **References Cited**

**U.S. PATENT DOCUMENTS**

D373,478 S \* 9/1996 Grosfillex ..... D6/369

D375,635 S \* 11/1996 Grosfillex ..... D6/369  
D441,973 S \* 5/2001 Grosfillex ..... D6/369  
D457,008 S \* 5/2002 Grosfillex ..... D6/379  
D466,714 S \* 12/2002 Grosfillex ..... D6/379

\* cited by examiner

*Primary Examiner*—Gary D. Watson

(74) *Attorney, Agent, or Firm*—Dowell & Dowell, P.C.

(57) **CLAIM**

The ornamental design for an armchair, as shown and described.

**DESCRIPTION**

FIG. 1 is a front perspective view of an armchair showing my new design;

FIG. 2 is a front elevational view;


FIG. 3 is a top plan view;

FIG. 4 is a right side view, a view from the left side being a mirror image;

FIG. 5 is a rear elevational view; and,

FIG. 6 is a bottom plan view.

**1 Claim, 2 Drawing Sheets**






FIG. 1




FIG. 2

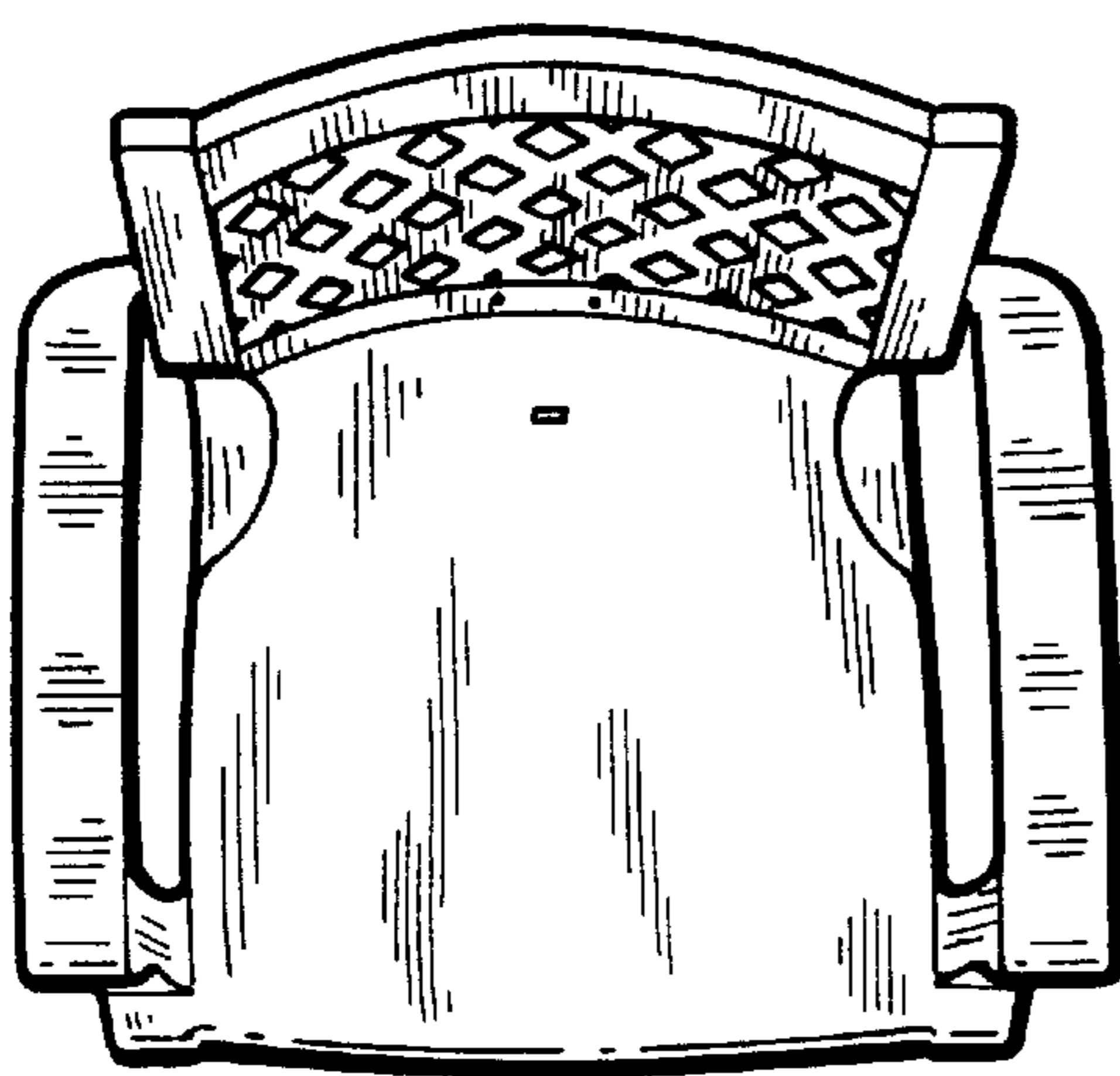


FIG. 3




FIG. 4




FIG. 5

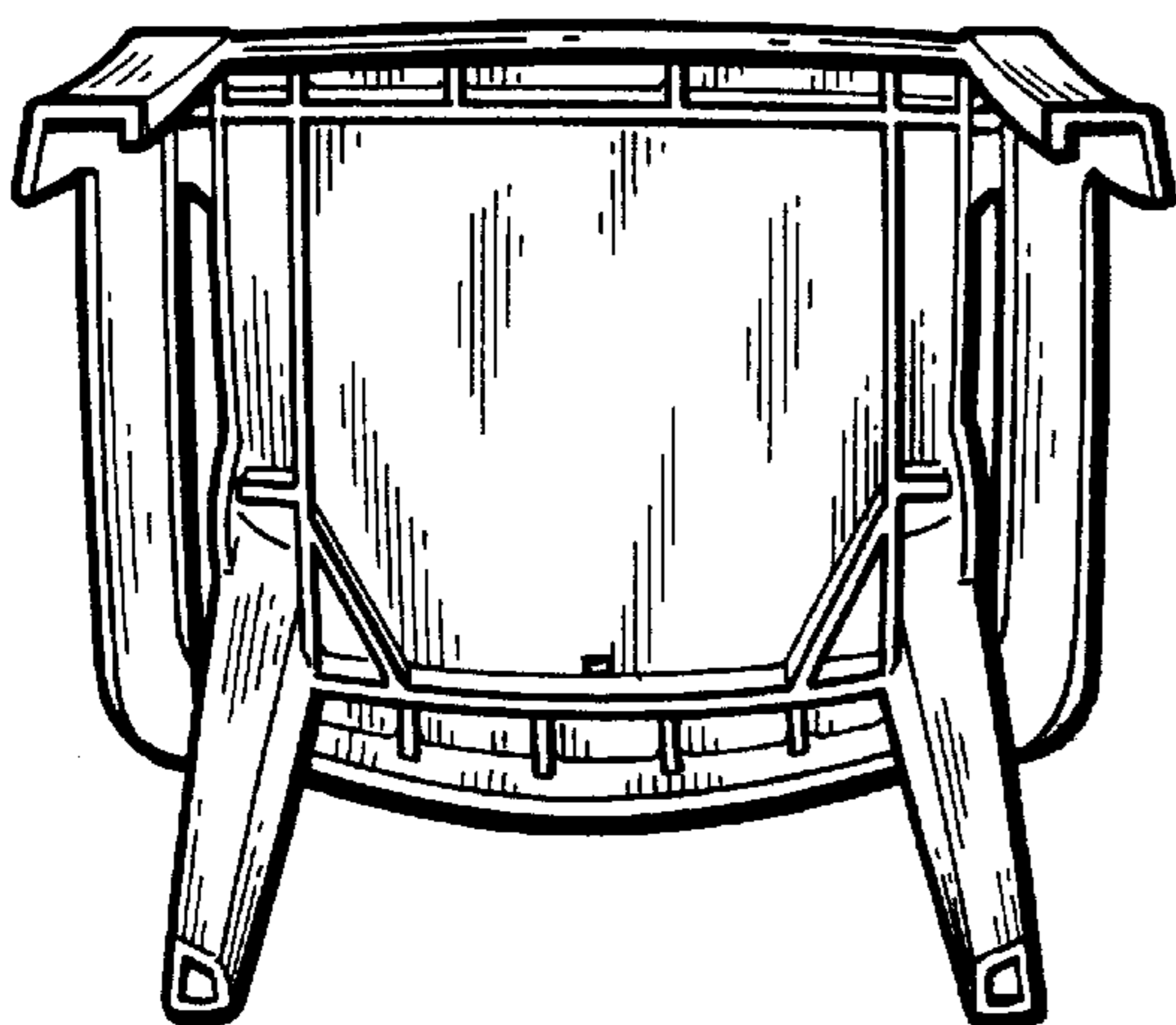


FIG. 6