



US00D480203S

(12) **United States Design Patent** (10) **Patent No.:** **US D480,203 S**
Matis et al. (45) **Date of Patent:** **** Oct. 7, 2003**

(54) **FOOTWEAR SOLE**
(75) Inventors: **Clark A. Matis**, Charlotte, VT (US);
Charles C. Willis, Hutton (GB)
(73) Assignee: **Wolverine World Wide, Inc.**,
Rockford, MI (US)
(**) Term: **14 Years**

D416,378 S * 11/1999 McNaught D2/952
6,035,559 A * 3/2000 Freed et al. 36/134
D459,865 S * 7/2002 Urie et al. D2/955
D460,853 S * 7/2002 Sakai D2/953
D461,040 S * 8/2002 Urie et al. D2/955
D467,710 S * 12/2002 Matis et al. D2/952
D468,080 S * 1/2003 Matis et al. D2/952
D473,696 S * 4/2003 Mangee D2/952

OTHER PUBLICATIONS

Merrell Fall 2002, pp. 28, 31.

* cited by examiner

Primary Examiner—Celia Murphy

(74) *Attorney, Agent, or Firm*—Warner Norcross & Judd

(21) Appl. No.: **29/170,921**
(22) Filed: **Nov. 13, 2002**
(51) **LOC (7) Cl.** **02-04**
(52) **U.S. Cl.** **D2/952; D2/953; D2/954;**
D2/955; D2/960
(58) **Field of Search** **D2/946–949, 951–962,**
D2/967, 977; 36/3 B, 22 R, 25 R, 30 R,
32 A, 32 R, 59 R, 67 A, 67 B

(57) **CLAIM**

The ornamental design for footwear sole, as shown and described.

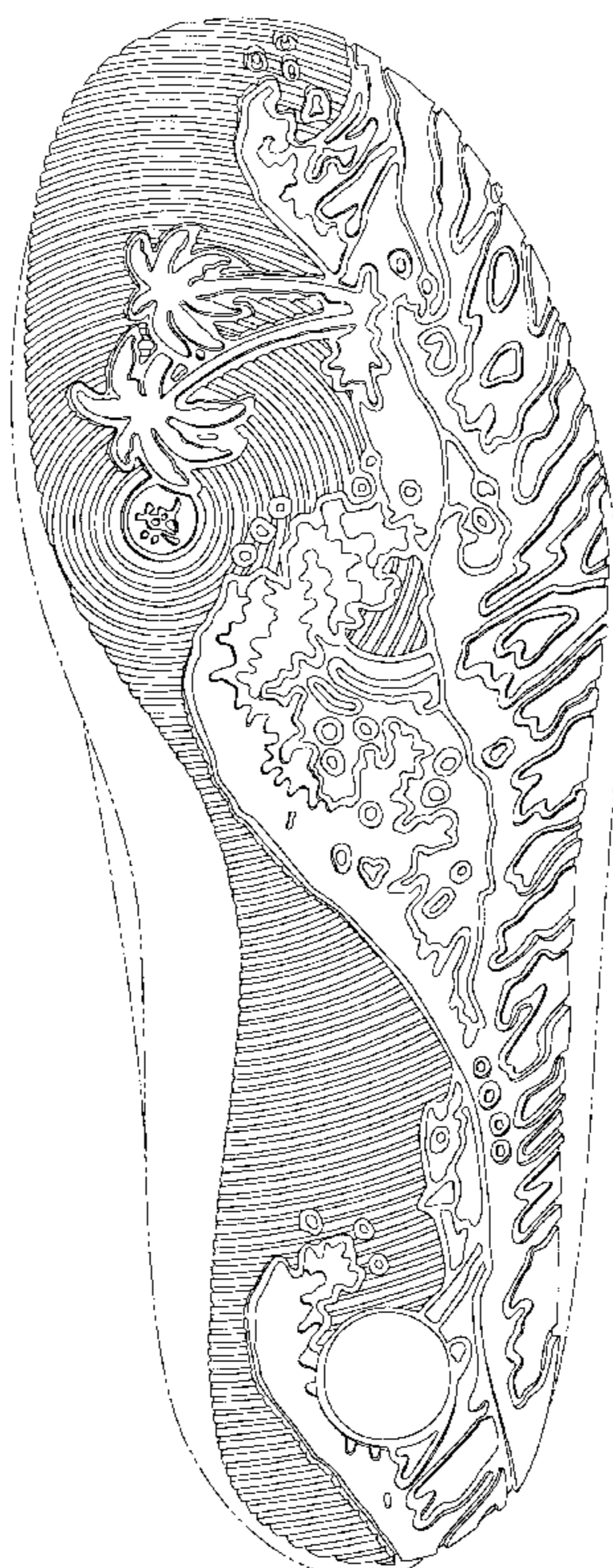
DESCRIPTION

FIG. 1 is a perspective view of a footwear sole embodying our new design;
FIG. 2 is a bottom plan view thereof;
FIG. 3 is a right side elevational view thereof;
FIG. 4 is a left side elevational view thereof;
FIG. 5 is a front elevational view thereof; and,
FIG. 6 is a rear elevational view thereof.
FIGS. 1–6 show portions of an upper in broken lines. The upper is shown for environmental purposes and does not form any part of the claimed design.

(56) **References Cited**
U.S. PATENT DOCUMENTS

D80,001 S * 11/1929 Widom
D86,026 S * 1/1932 Hopwood
D166,472 S * 4/1952 Kaplan
4,097,051 A * 6/1978 Goldberg et al. 273/254
4,653,206 A * 3/1987 Tanel 36/126
4,687,206 A * 8/1987 Cordry et al. 273/262
5,203,097 A * 4/1993 Blair 36/59 C
D343,507 S * 1/1994 Gramola D2/948
D350,430 S * 9/1994 Pallera D2/952
D394,941 S * 6/1998 Link D2/955
5,902,113 A * 5/1999 Pryor et al. 434/153

1 Claim, 4 Drawing Sheets



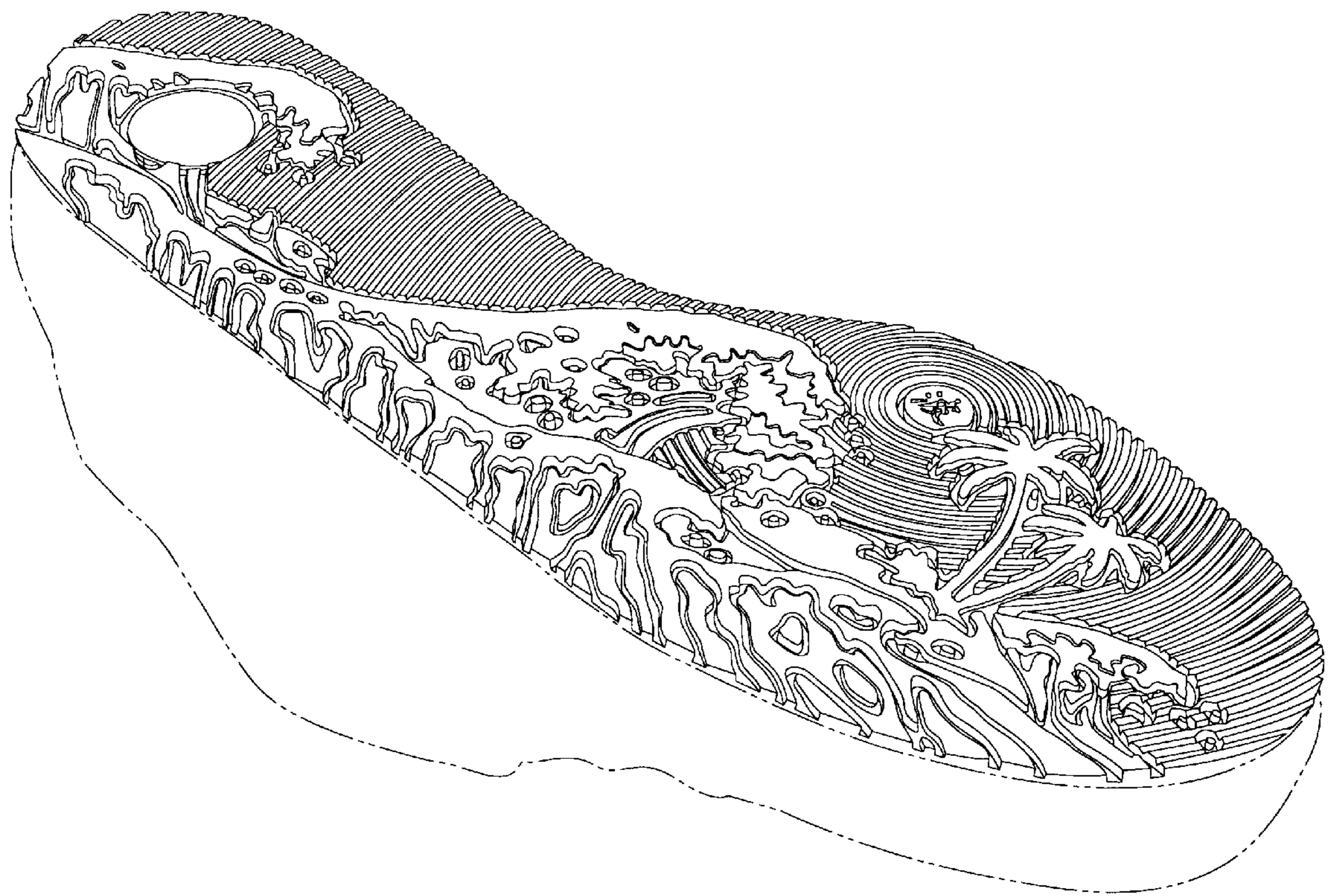


Fig. 1

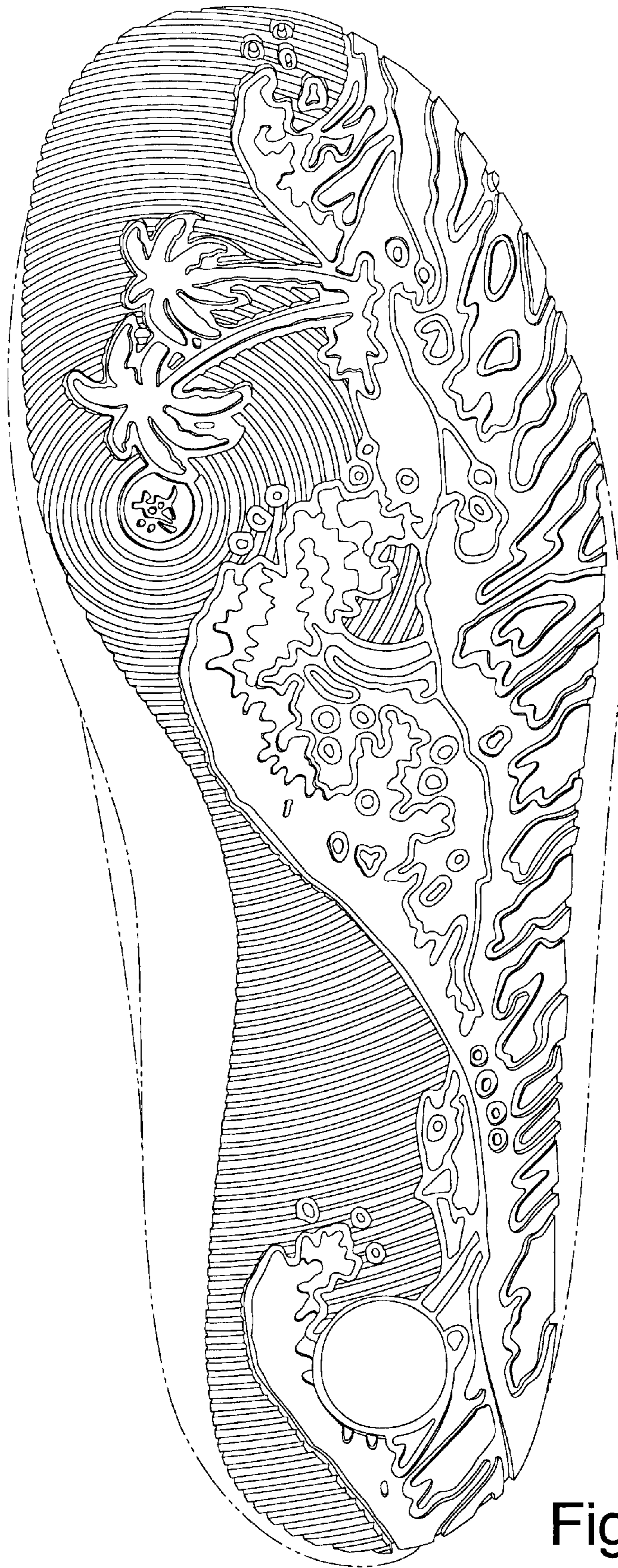


Fig. 2




Fig. 3




Fig. 4




Fig. 5



Fig. 6