



US00D480197S

(12) **United States Design Patent**  
**Ruck**

(10) **Patent No.:** **US D480,197 S**

(45) **Date of Patent:** **\*\* Sep. 30, 2003**

(54) **RAIN BARRELL**

(76) Inventor: **Michael S. Ruck**, 1303 Filmore St.,  
Raleigh, NC (US) 27605

(\*\*) Term: **14 Years**

(21) Appl. No.: **29/166,470**

(22) Filed: **Aug. 28, 2002**

(51) **LOC (7) Cl.** ..... **09-02**

(52) **U.S. Cl.** ..... **D34/39; D23/205**

(58) **Field of Search** ..... **D34/39; D23/203,**  
**D23/202, 205; 217/72, 74, 75; 220/DIG. 1,**  
**661, 601; D7/306, 313; D9/325, 524**

(56) **References Cited**

**U.S. PATENT DOCUMENTS**

D200,074 S	*	1/1965	Bodenhelmer	.....	D34/39
3,940,011 A	*	2/1976	Dubois et al.	.....	220/604
4,033,473 A	*	7/1977	Raley et al.	.....	220/604
D282,921 S	*	3/1986	Eureka et al.	.....	D12/218
D307,172 S	*	4/1990	Downing	.....	D23/205
D332,130 S	*	12/1992	Przytulla	.....	D23/202
D335,744 S	*	5/1993	Small et al.	.....	D34/39

D335,745 S	*	5/1993	Schilthuizen	.....	D34/39
5,377,858 A	*	1/1995	Morris, Sr.	.....	220/254.8
D415,553 S	*	10/1999	Wolfe	.....	D23/202
D418,196 S	*	12/1999	Faltys et al.	.....	D23/202
D422,609 S	*	4/2000	Fong et al.	.....	D15/144.1
D454,467 S	*	3/2002	Magermans et al.	.....	D7/313

\* cited by examiner

*Primary Examiner*—Cynthia E. Ramirez

(74) *Attorney, Agent, or Firm*—Coats & Bennett, P.L.L.C.

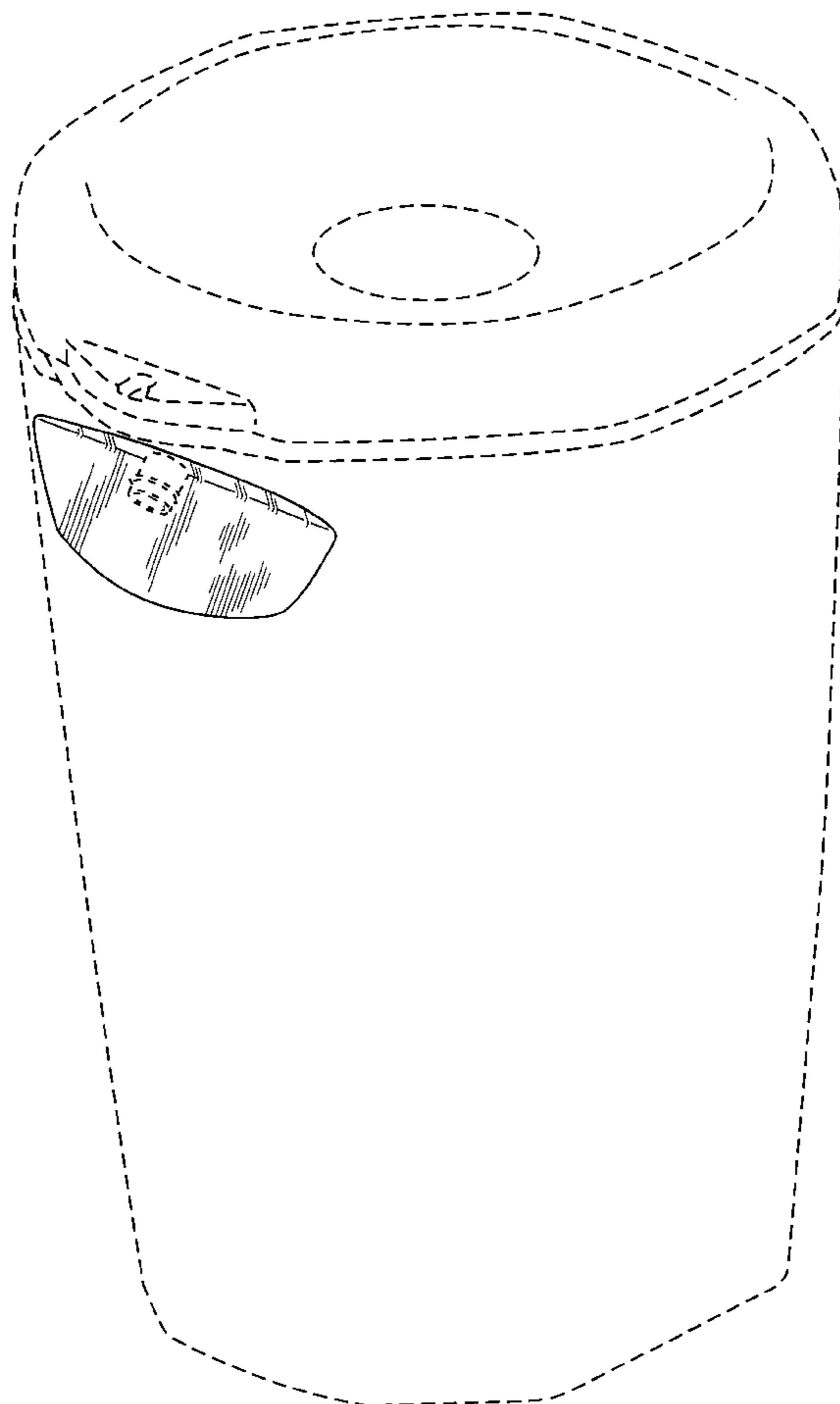
(57) **CLAIM**

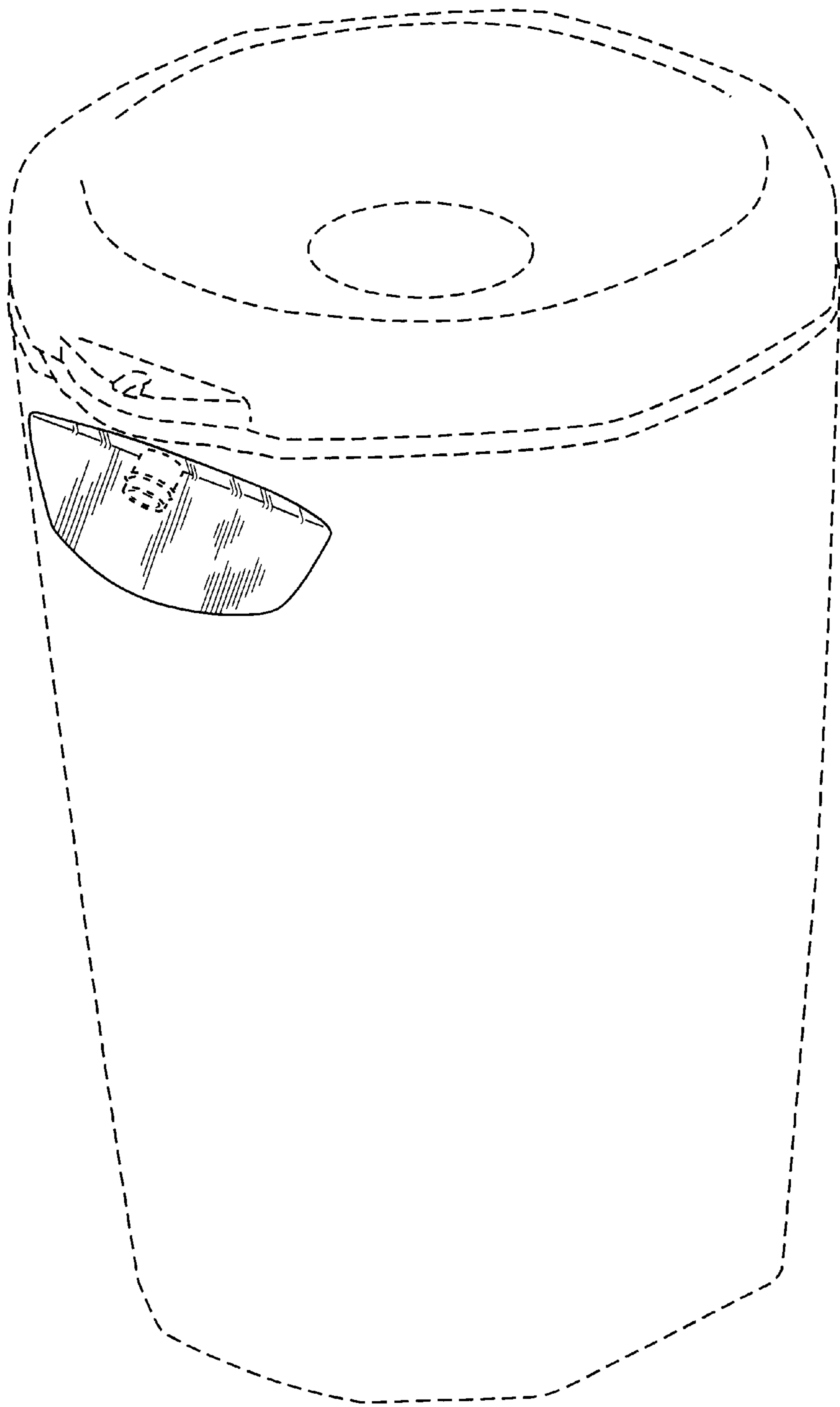
The ornamental design for a rain barrell, as shown and described.

**DESCRIPTION**

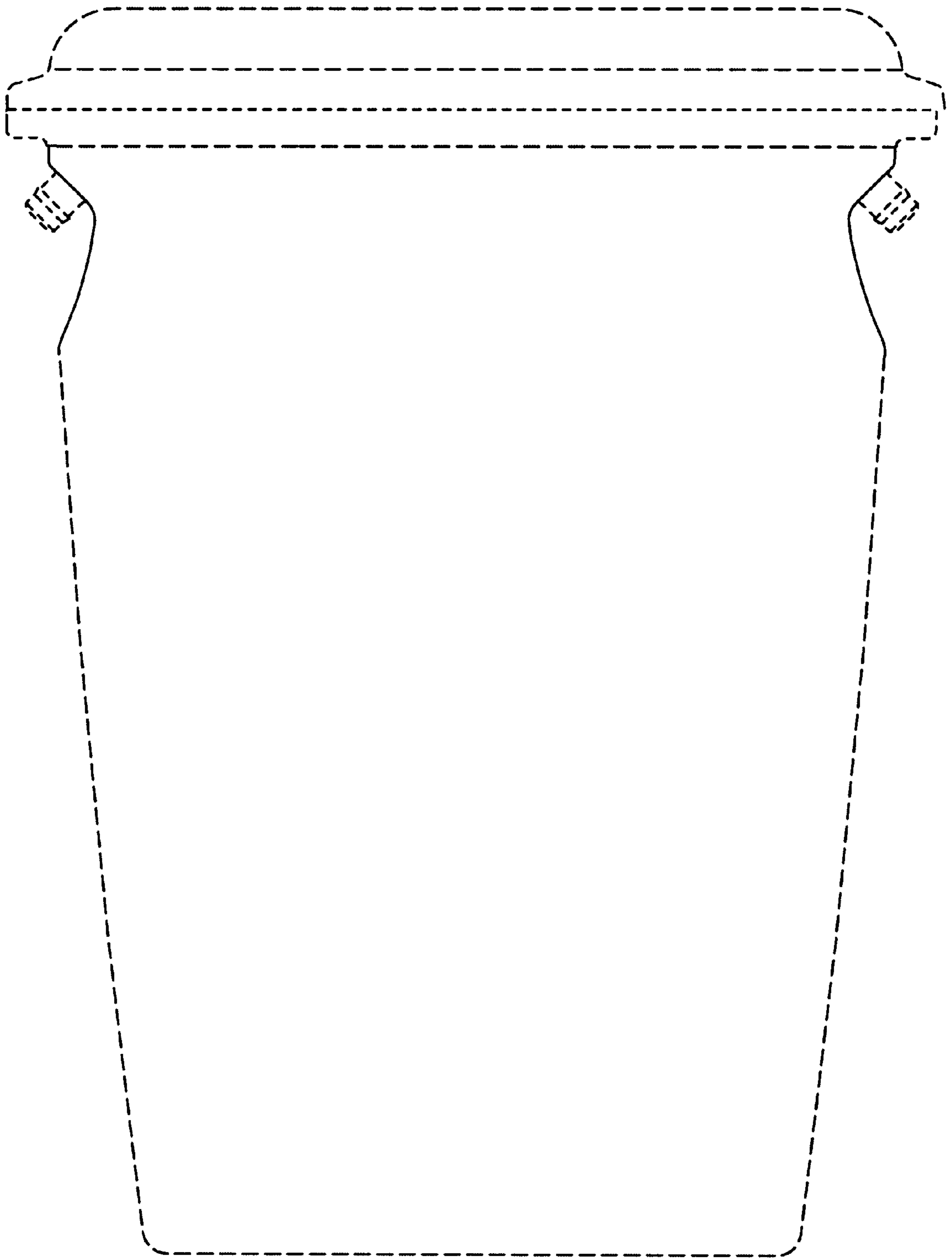
FIG. 1 is a perspective view showing the front and left side of the rain barrell of the present invention, and; FIG. 2 is a front elevational view of the rain barrell, the rear side being a mirror image of the front side; and, FIG. 3 is a left side elevational view of the rain barrell, the right side being a mirror image of the left side. The top and bottom of the rain barrel do not form a part of the claimed design.

**1 Claim, 3 Drawing Sheets**

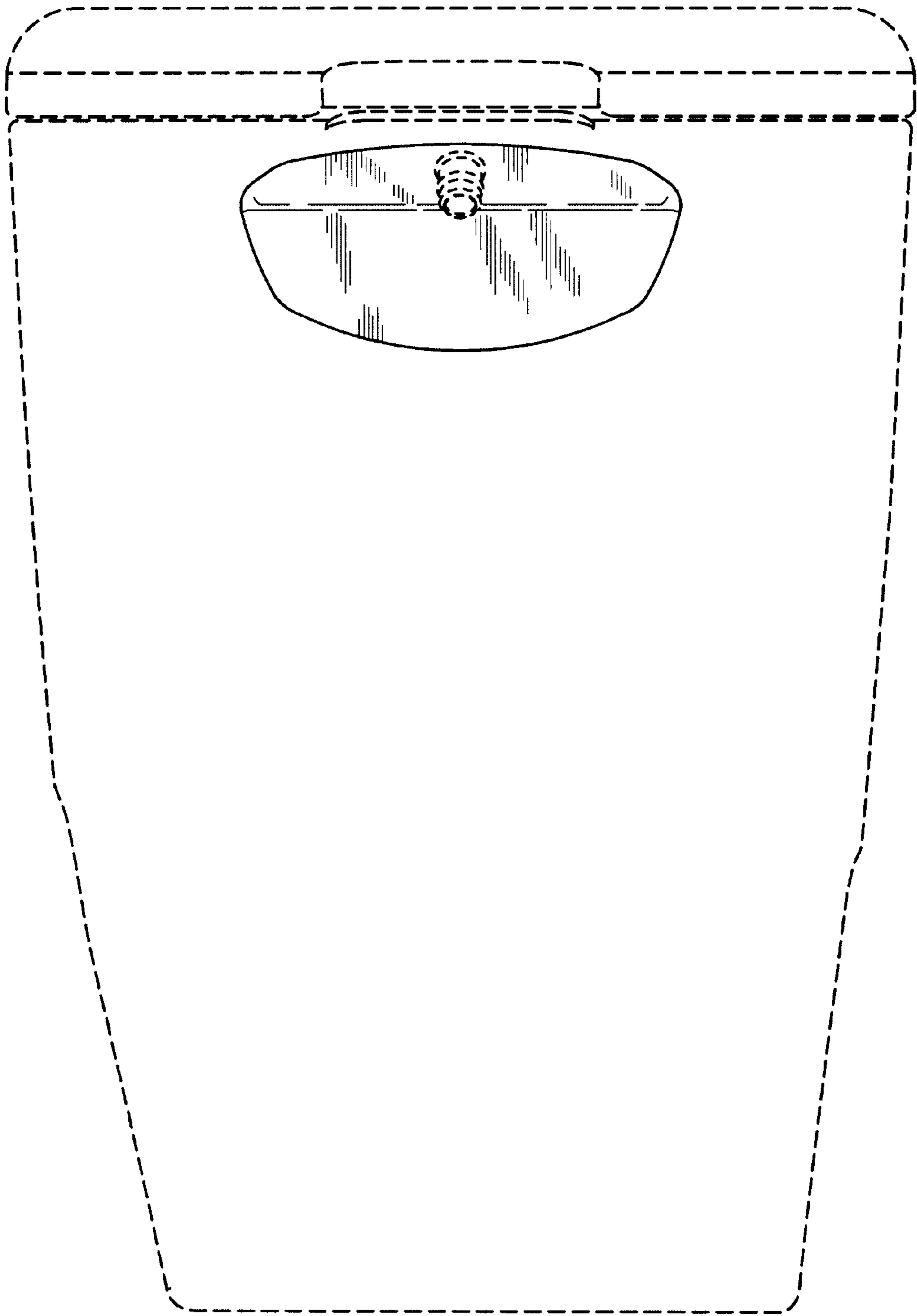




**FIG. 1**



**FIG. 2**



**FIG. 3**