



US00D480195S

(12) **United States Design Patent**
Koerlin et al.

(10) **Patent No.:** **US D480,195 S**

(45) **Date of Patent:** **** Sep. 30, 2003**

(54) **FRAME MEMBER**

(75) Inventors: **James M. Koerlin**, Broomfield, CO
(US); **Adam N. Wood**, Denver, CO
(US)

(73) Assignee: **Sunrise Medical HHG Inc.**, Longmont,
CO (US)

(**) Term: **14 Years**

(21) Appl. No.: **29/139,446**

(22) Filed: **Mar. 30, 2001**

Related U.S. Application Data

(63) Continuation of application No. 09/429,910, filed on Oct.
29, 1999, now abandoned.

(51) **LOC (7) Cl.** **12-02**

(52) **U.S. Cl.** **D34/27; D12/133**

(58) **Field of Search** **D34/27; D12/133;**
D25/122, 61, 124, 119, 164; 403/174, 191,
245, 272; D23/266; 280/647

(56) **References Cited**

U.S. PATENT DOCUMENTS

D376,458 S * 12/1996 Hirano et al. D34/27

D412,141 S * 7/1999 Dickie et al. D12/133
D412,142 S * 7/1999 Dickie D12/133
D413,843 S * 9/1999 Dickie D12/133
D415,981 S * 11/1999 Dickie D12/133
D423,177 S * 4/2000 Gaffney et al. D34/27

* cited by examiner

Primary Examiner—Kay H. Chin

(74) *Attorney, Agent, or Firm*—MacMillan, Sobanski &
Todd, LLC

(57) **CLAIM**

The ornamental design for a frame member, as shown and
described.

DESCRIPTION

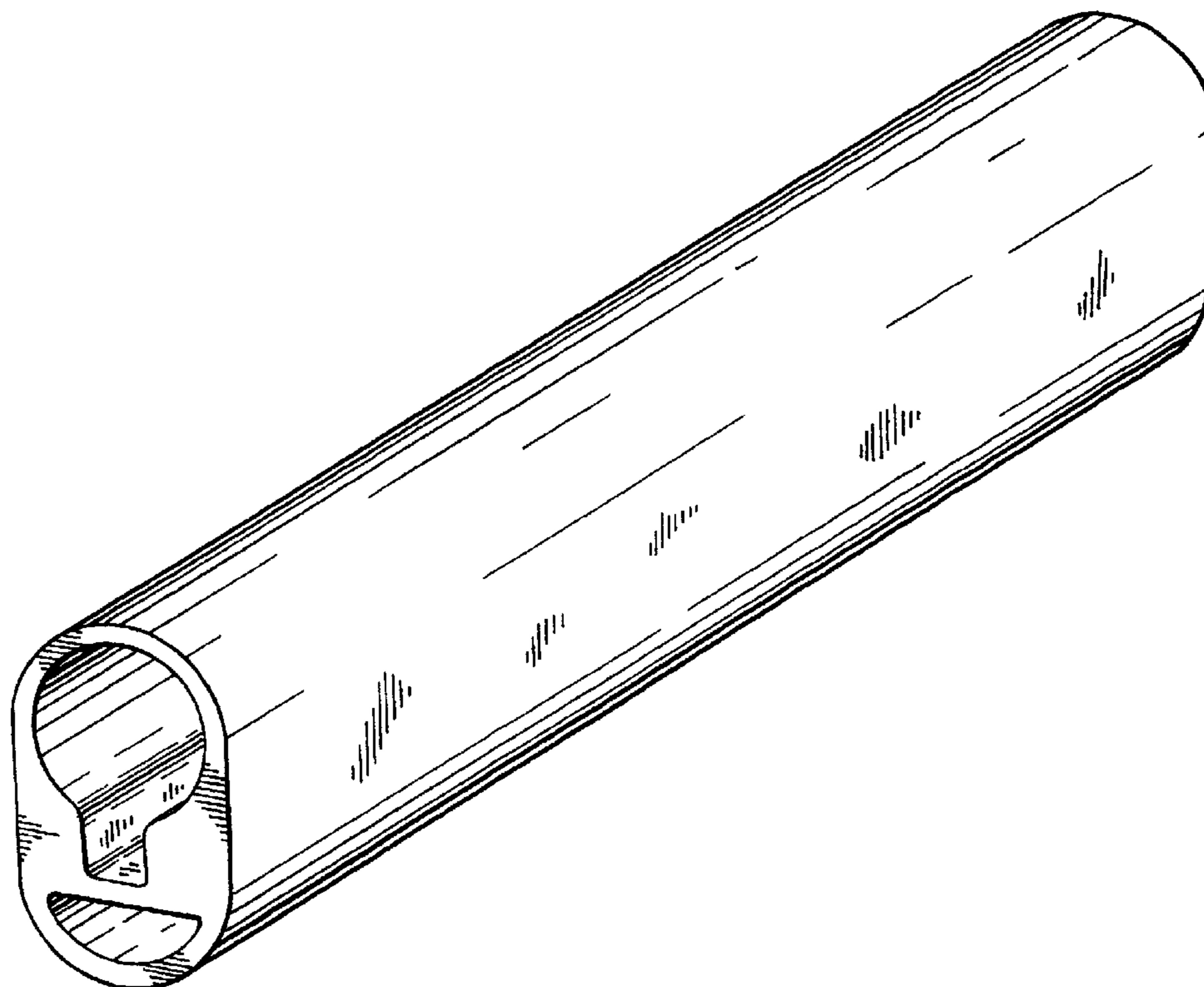
FIG. 1 is a perspective view of a frame member showing our
new design;

FIG. 2 is a front elevational view thereof with the rear being
a mirror image thereof;

FIG. 3 is a top plan view thereof with the bottom and right
side and left side being identical thereto; and,

FIG. 4 is a right side elevational view thereof with the left
side being identical thereto.

1 Claim, 4 Drawing Sheets



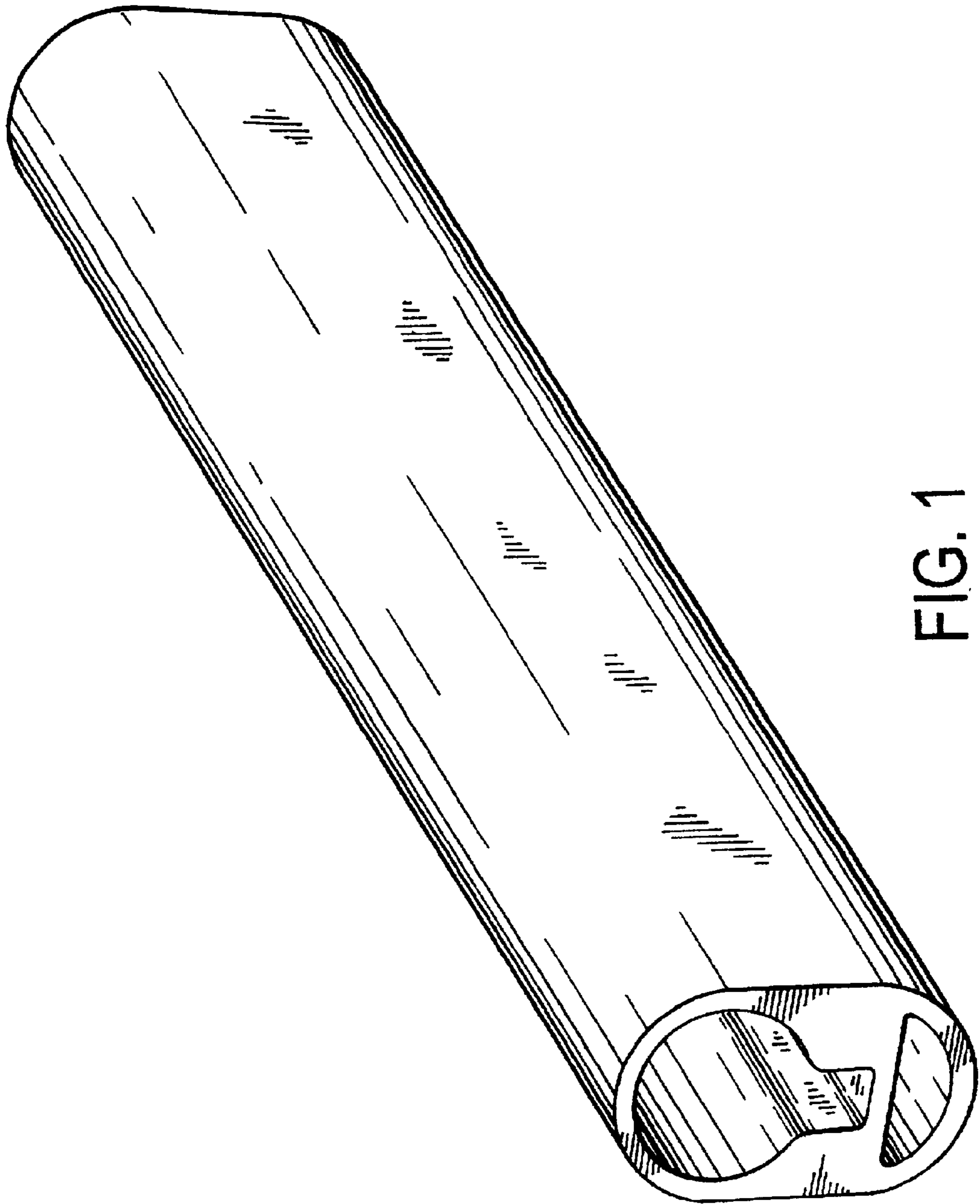


FIG. 1

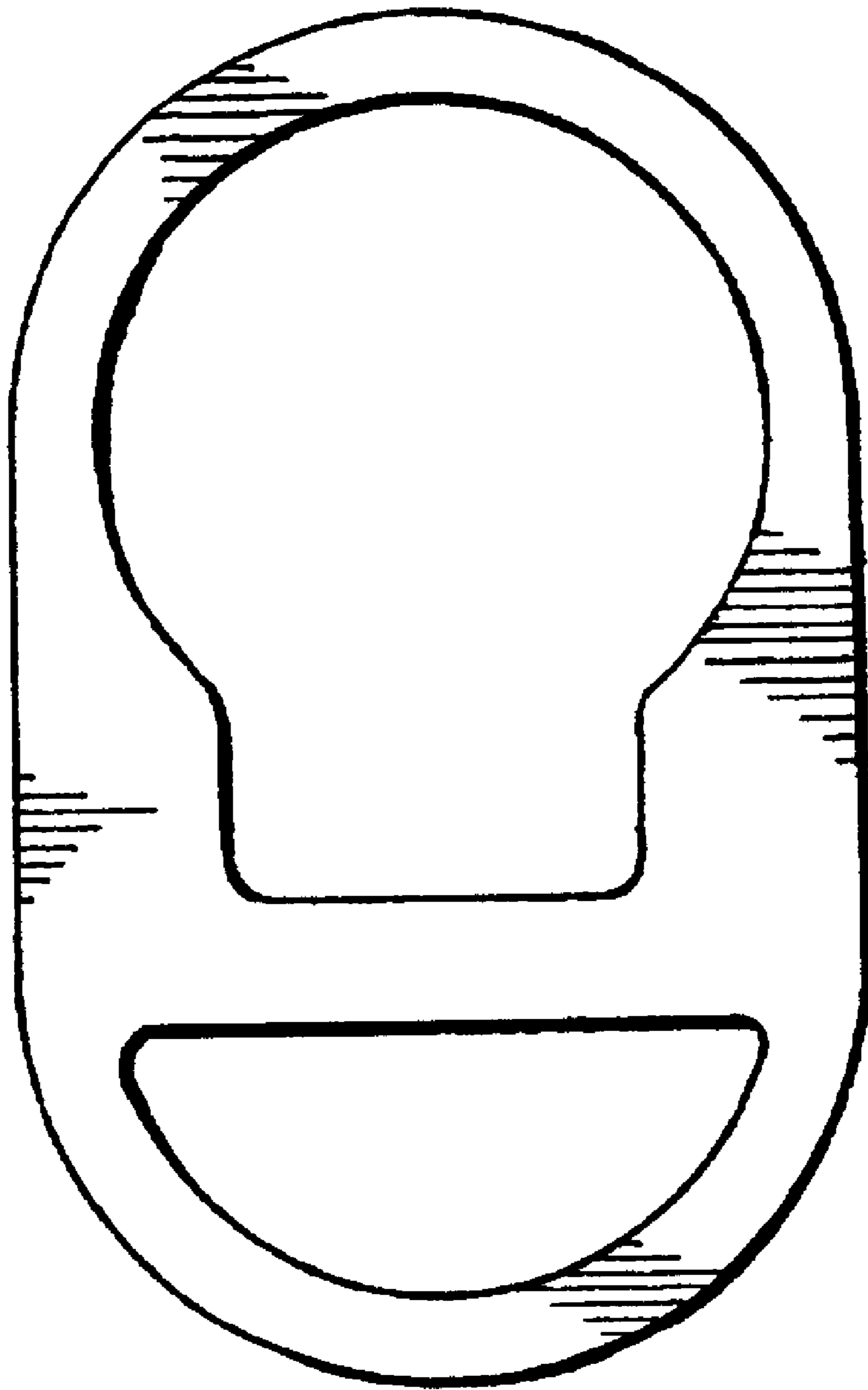


FIG. 2.




FIG. 3

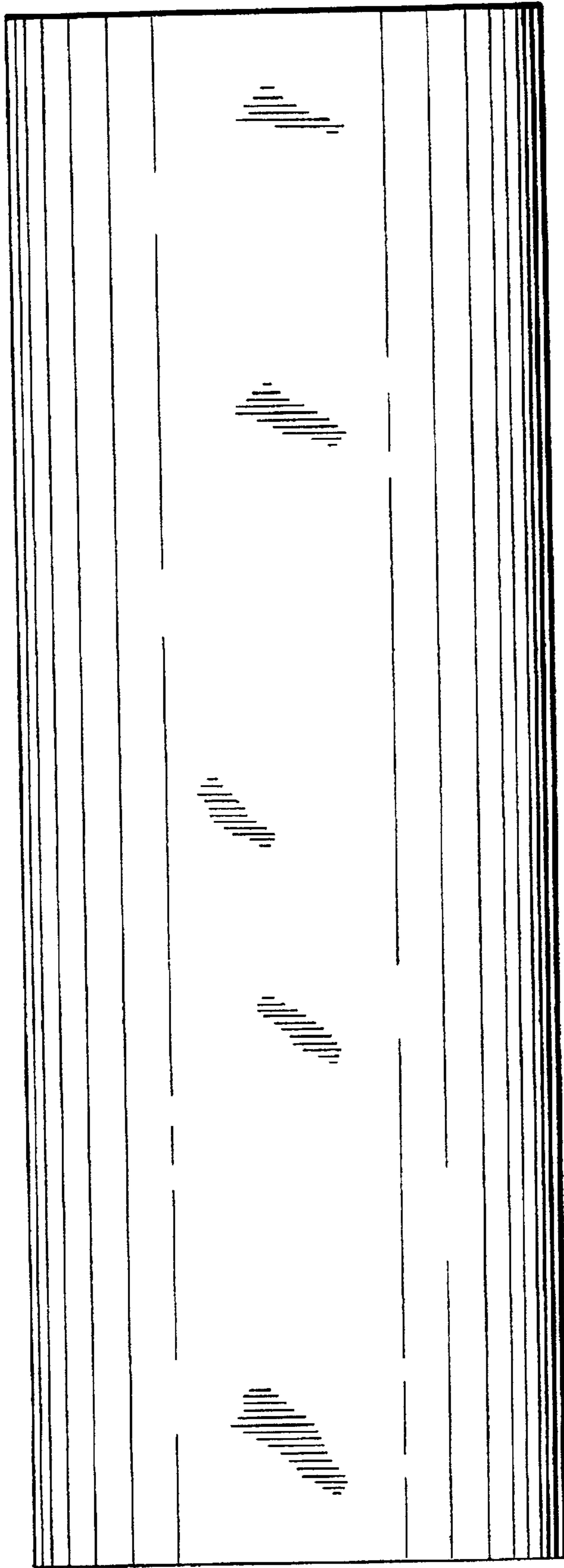


FIG. 4