



US00D480192S

(12) **United States Design Patent**
Wendt

(10) **Patent No.:** **US D480,192 S**

(45) **Date of Patent:** **** Sep. 30, 2003**

(54) **IRON**

(75) Inventor: **Silke Wendt**, Hohne (DE)

(73) Assignee: **BSH Bosch und Siemens Hausgeräte GmbH**, Munich (DE)

(**) Term: **14 Years**

(21) Appl. No.: **29/173,279**

(22) Filed: **Dec. 23, 2002**

(30) **Foreign Application Priority Data**

Jun. 27, 2002 (DE) 4 02 05 348

(51) **LOC (7) Cl.** **07-05**

(52) **U.S. Cl.** **D32/70**

(58) **Field of Search** D32/68-72; 38/74-75,
38/77.1, 77.2, 77.5, 77.6, 77.7, 77.8, 77.9,
88, 90, 93, 95; 219/245, 248, 254, 257

(56) **References Cited**

U.S. PATENT DOCUMENTS

D369,005 S	*	4/1996	Stutzer et al.	D32/70
D406,933 S	*	3/1999	Leverrier	D32/70
D435,325 S	*	12/2000	Stutzer et al.	D32/70
D435,950 S	*	1/2001	Yang	D32/70
D443,963 S	*	6/2001	Gudefin	D32/70
D459,045 S	*	6/2002	Figur et al.	D32/70
D463,891 S	*	10/2002	Choi	D32/70

OTHER PUBLICATIONS

WIPO DM/052928 Industrial Design Deposit, Aug. 22, 200, [online], [retrieved on Mar. 6, 2003]. Retrieved from the Hague Industrial Designs Database using the Internet <URL: <http://ipdl.wipo.int/en/search/hag/search-bool.html>>.*

KAIBO [online]. Ningbo, China. Steam Iron—Item No. KB-5688, Jul. 15, 2001 [retrieved on Mar. 7, 2003]. Retrieved from the Internet: >URL: <http://web.archive.org/web/20010715182433.www.kaibo.com/a7>>.*

* cited by examiner

Primary Examiner—Alan P. Douglas

Assistant Examiner—Lavone D. Tabor

(74) *Attorney, Agent, or Firm*—Laurence A. Greenberg; Werner H. Stemer; Gregory L. Mayback

(57) **CLAIM**

The ornamental design for an iron, as shown and described.

DESCRIPTION

FIG. 1 is a top, front, left perspective view of the iron;

FIG. 2 is a left-side view thereof;

FIG. 3 is a right-side side view thereof;

FIG. 4 is a top view thereof;

FIG. 5 is a bottom, rear, left perspective view thereof;

FIG. 6 is a bottom view thereof;

FIG. 7 is a front view thereof; and,

FIG. 8 is a rear view thereof.

1 Claim, 4 Drawing Sheets





FIG. 1




FIG. 2

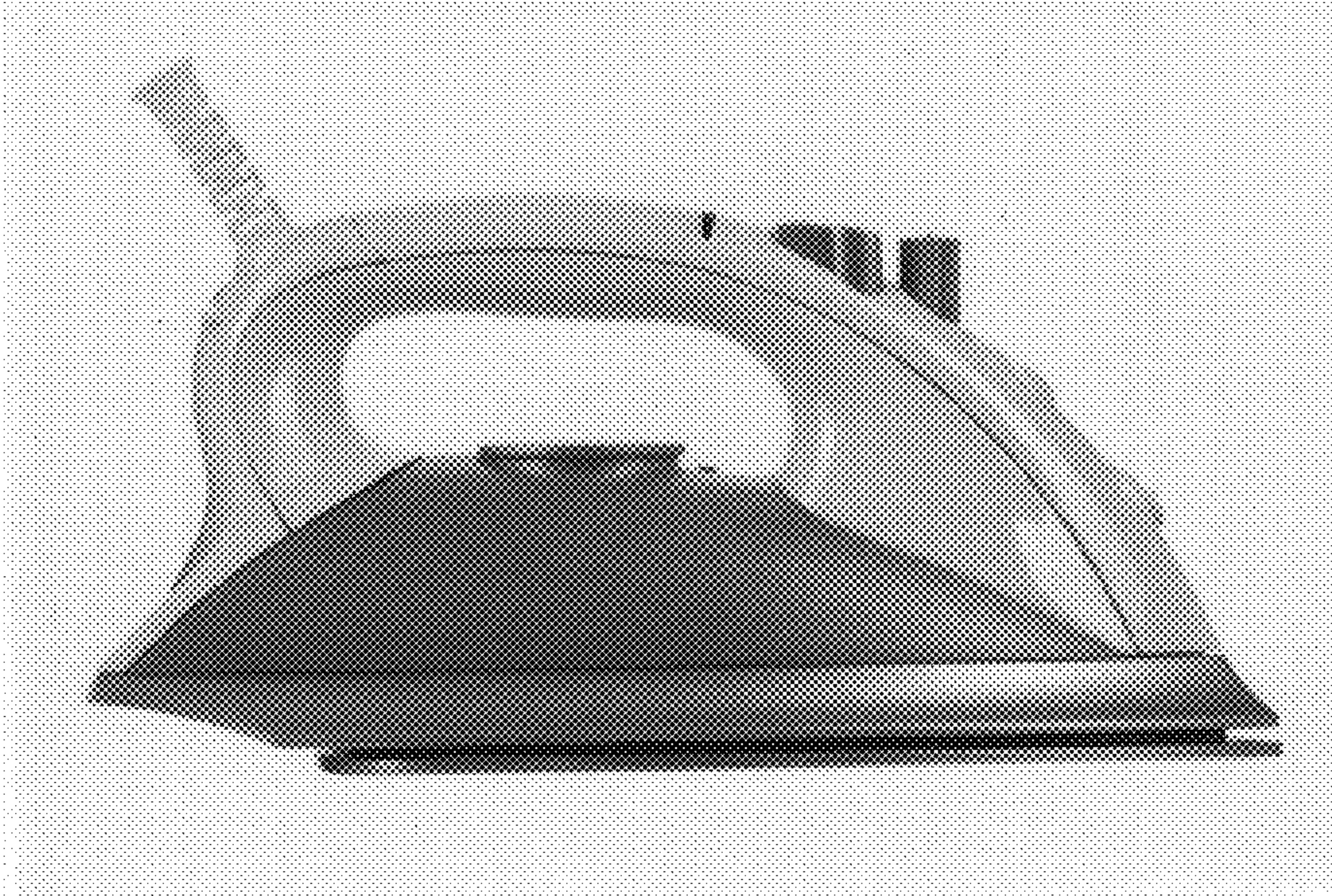


FIG. 3




FIG. 4



FIG. 5




FIG. 6



FIG. 7




FIG. 8