



US00D480189S

(12) **United States Design Patent**
Libman et al.

(10) **Patent No.:** **US D480,189 S**

(45) **Date of Patent:** **** *Sep. 30, 2003**

(54) **SPONGE MOP**

(75) Inventors: **Robert J. Libman**, Champaign, IL
(US); **Enzo Berti**, Venice (IT); **Roberto Pellacini**, Parma (IT); **Marco Bizzotto**, Padua (IT)

(73) Assignee: **The Libman Company**, Arcola, IL
(US)

(*) Notice: This patent is subject to a terminal disclaimer.

(**) Term: **14 Years**

(21) Appl. No.: **29/145,584**

(22) Filed: **Jul. 25, 2001**

(51) **LOC (7) Cl.** **04-01**

(52) **U.S. Cl.** **D32/52**

(58) **Field of Search** 15/229.1, 229.6,
15/229.2, 229.3, 229.7, 263, 120.2, 119.1,
119.2, 116.2, 116.1, 144.1, 144.2, 143.1;
401/275; D32/35, 40, 50, 51, 44, 52

(56) **References Cited**

U.S. PATENT DOCUMENTS

4,468,830 A 9/1984 Batchelor

4,864,675 A * 9/1989 Jones 15/116.2
5,488,750 A * 2/1996 Vosbikian et al. 15/119.2
D378,798 S 4/1997 Berti
6,178,581 B1 * 1/2001 Lewis 15/116.2

* cited by examiner

Primary Examiner—Jennifer Rivard

(74) *Attorney, Agent, or Firm*—Marshall, Gerstein & Borun

(57) **CLAIM**

The ornamental design for a sponge mop, as shown and described.

DESCRIPTION

FIG. 1 is a perspective view of a sponge mop in accordance with the present invention;

FIG. 2 is an enlarged side view of the hand-grip portion of the sponge mop, the opposite side view being identical thereto;

FIG. 3 is a bottom view of the hand-grip portion seen in FIG. 2; and,

FIG. 4 is a top view of the hand-grip portion seen in FIGS. 2 and 3.

The broken line environmental showing is for illustrative purposes only and forms no part of the claimed design.

1 Claim, 4 Drawing Sheets

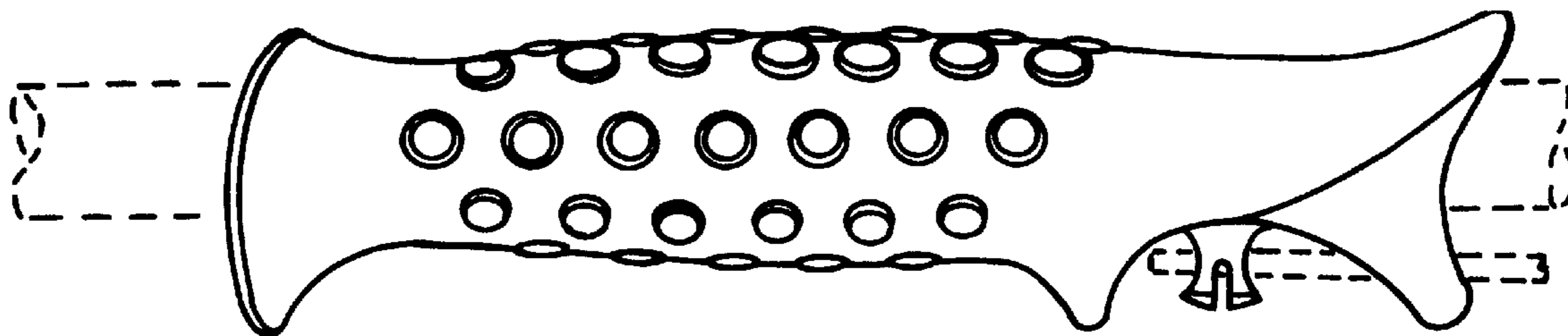


FIG. 1

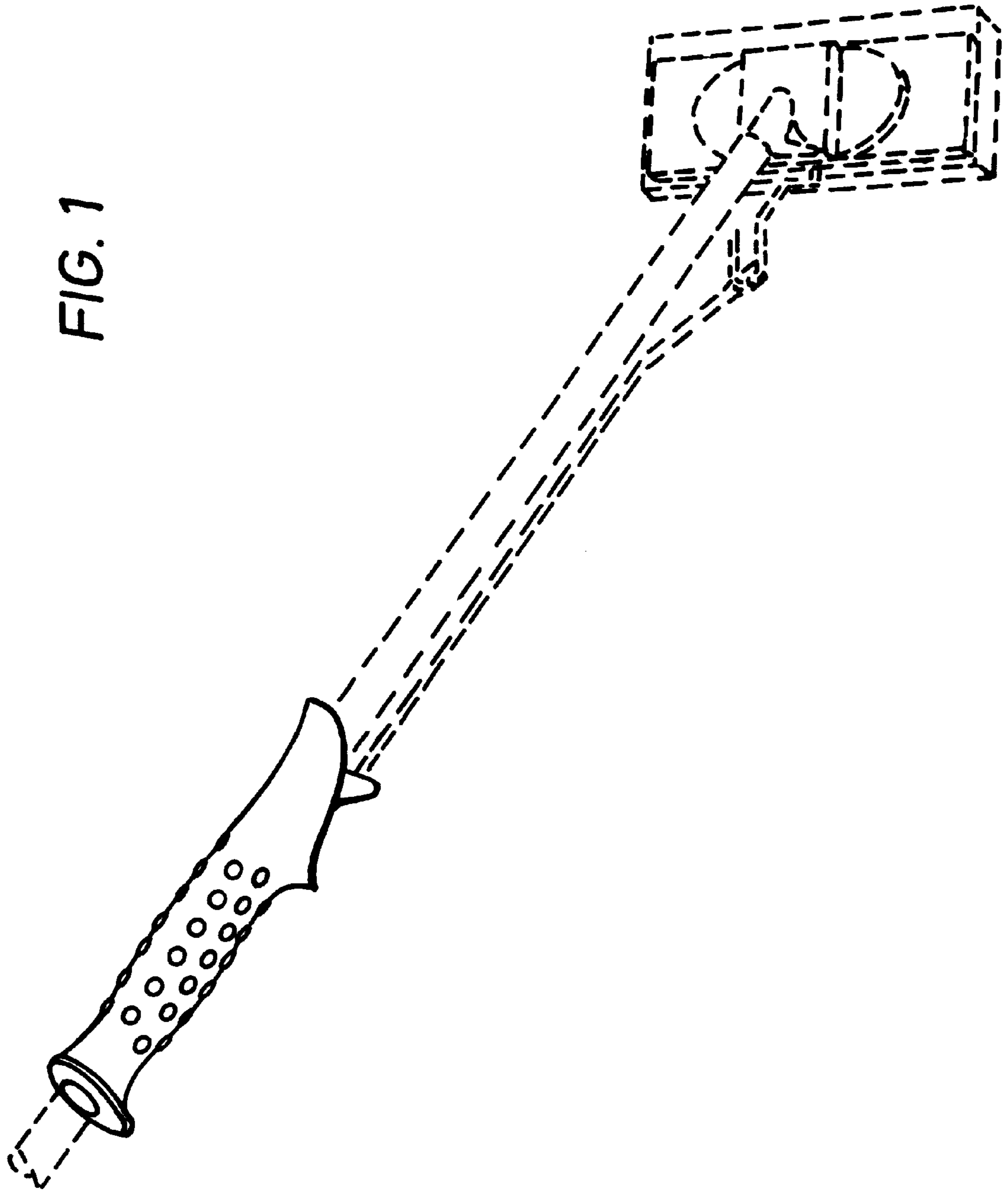
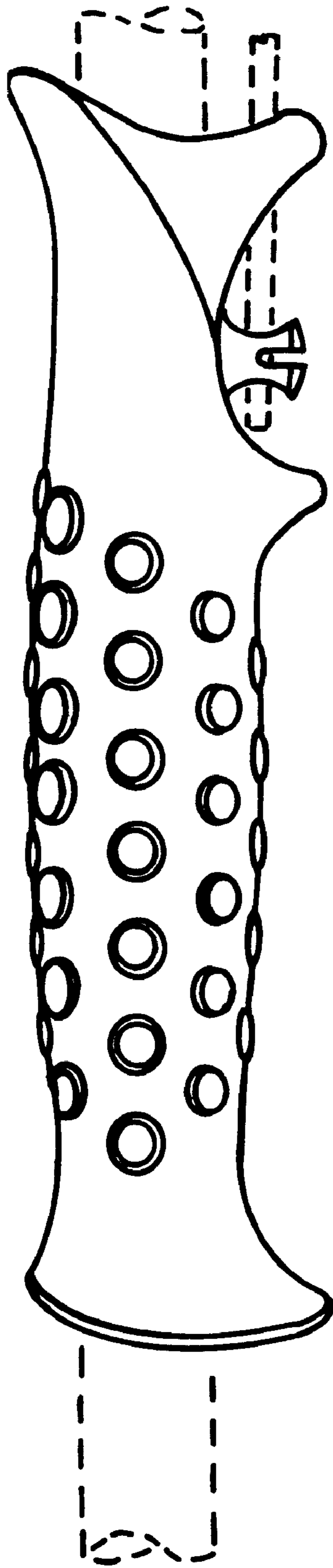


FIG. 2



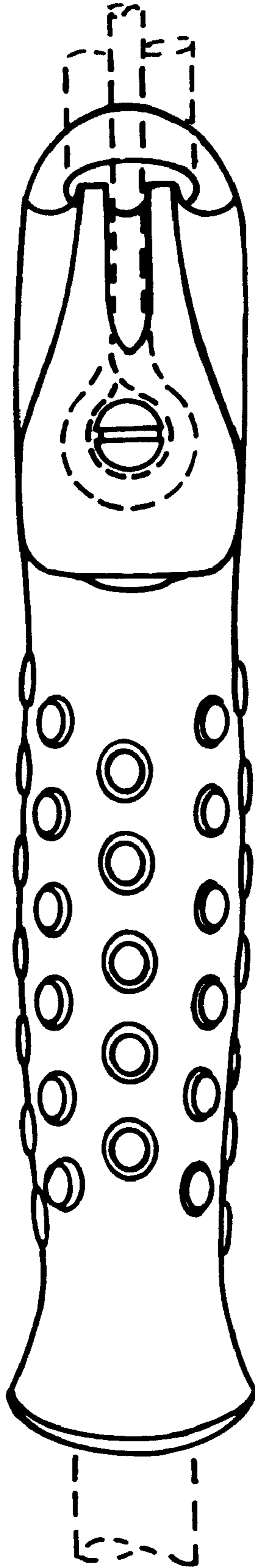


FIG. 3

FIG. 4

