



US00D480177S

(12) **United States Design Patent**
Isono et al.

(10) **Patent No.: US D480,177 S**

(45) **Date of Patent: ** *Sep. 30, 2003**

(54) **BACK WASHING DEVICE**

(75) Inventors: **Makoto Isono**, Ashiya (JP); **Hideto Maeda**, Ashiya (JP); **Satomi Nakamura**, Kobe (JP); **Tadayasu Koga**, Kobe (JP); **Christopher David Leahy**, Kobe (JP); **Kentaro Yamamoto**, Kanagawa (JP); **Kazuya Iwata**, Tokyo (JP)

(73) Assignee: **The Procter & Gamble Company**, Cincinnati, OH (US)

(*) Notice: This patent is subject to a terminal disclaimer.

(**) Term: **14 Years**

(21) Appl. No.: **29/142,459**

(22) Filed: **May 25, 2001**

(30) **Foreign Application Priority Data**

Nov. 28, 2000 (GB) 2097767

(51) **LOC (7) Cl.** **28-03**

(52) **U.S. Cl.** **D28/63; D4/137; D28/7**

(58) **Field of Search** D4/121, 127, 132, D4/137, 138; D28/7, 63; 15/104.001, 143.1, 208, 209.1, 210.1, 244.1, 244.2, 244.3, 244.4; 601/136-138, 154

(56) **References Cited**

U.S. PATENT DOCUMENTS

652,189 A * 6/1900 Littlejohn 601/137 X

2,100,477 A * 11/1937 Fritz et al. 15/231
3,317,944 A * 5/1967 Napier, Sr. et al. 15/244.1
4,508,108 A * 4/1985 Miyaoaka 601/154
5,240,339 A * 8/1993 DeForest et al. 15/244.1 X
5,437,372 A * 8/1995 Per-Lee 15/209.1 X
D375,382 S * 11/1996 Beeler et al. D28/7
5,960,509 A * 10/1999 Wu 15/244.2

* cited by examiner

Primary Examiner—Alan P. Douglas

Assistant Examiner—Lavone Tabor

(74) *Attorney, Agent, or Firm*—Jack L. Oney; Steven W. Miller

(57) **CLAIM**

The ornamental design for back washing device, as shown and described.

DESCRIPTION

FIG. 1 is a right side elevational view of a back washing device, embodying our new design;

FIG. 2 is a left side elevational view thereof;

FIG. 3 is a front elevational view thereof;

FIG. 4 is a rear elevational view thereof;

FIG. 5 is a top view thereof;

FIG. 6 is a bottom view thereof;

FIG. 7 is a cross-sectional view as seen along line 7—7 of FIG. 5;

FIG. 8 is a perspective view thereof; and,

FIG. 9 is a reduced perspective view thereof with the securing ring shown in an alternate position.

1 Claim, 5 Drawing Sheets

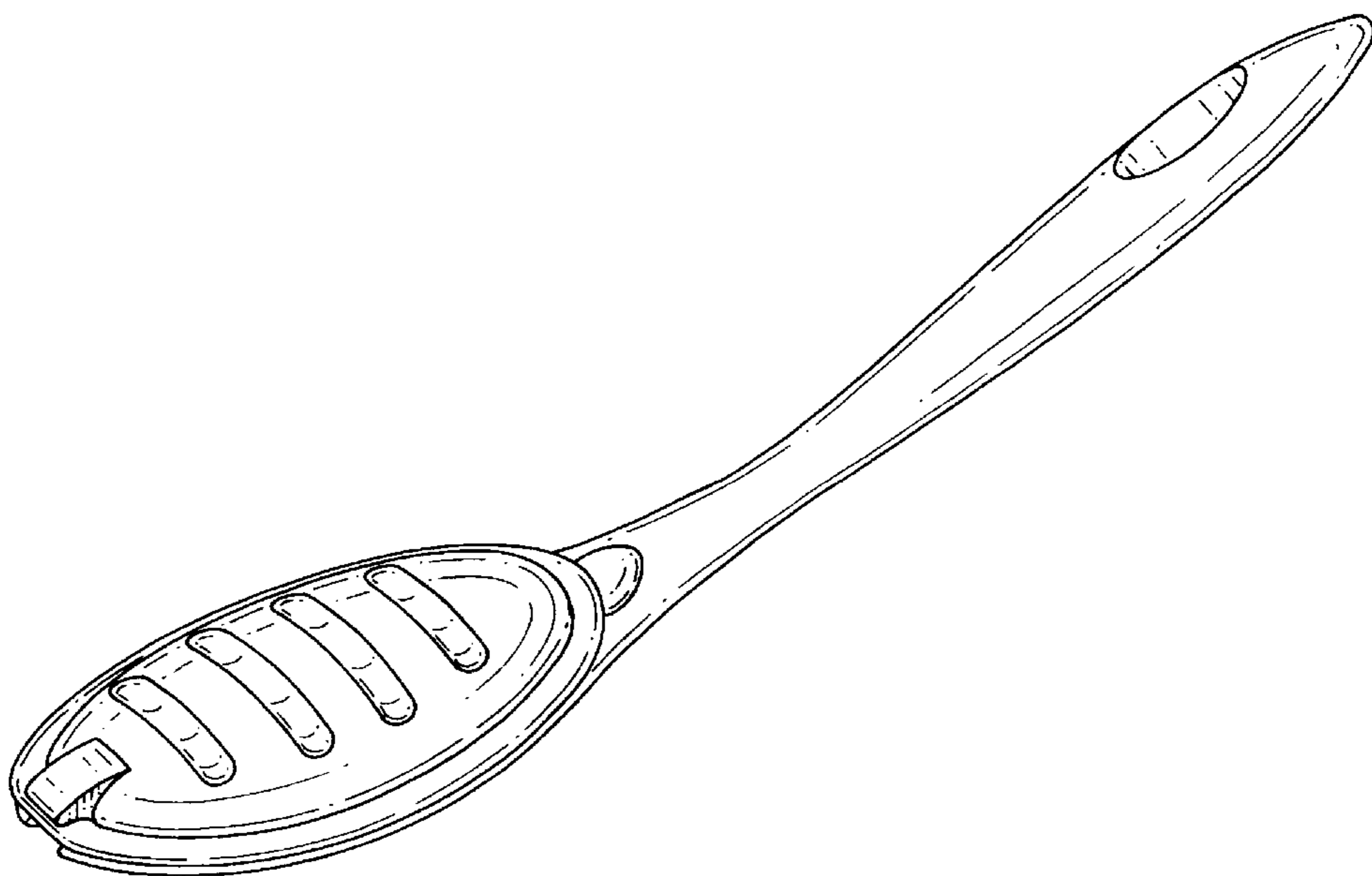


Fig. 1



Fig. 2

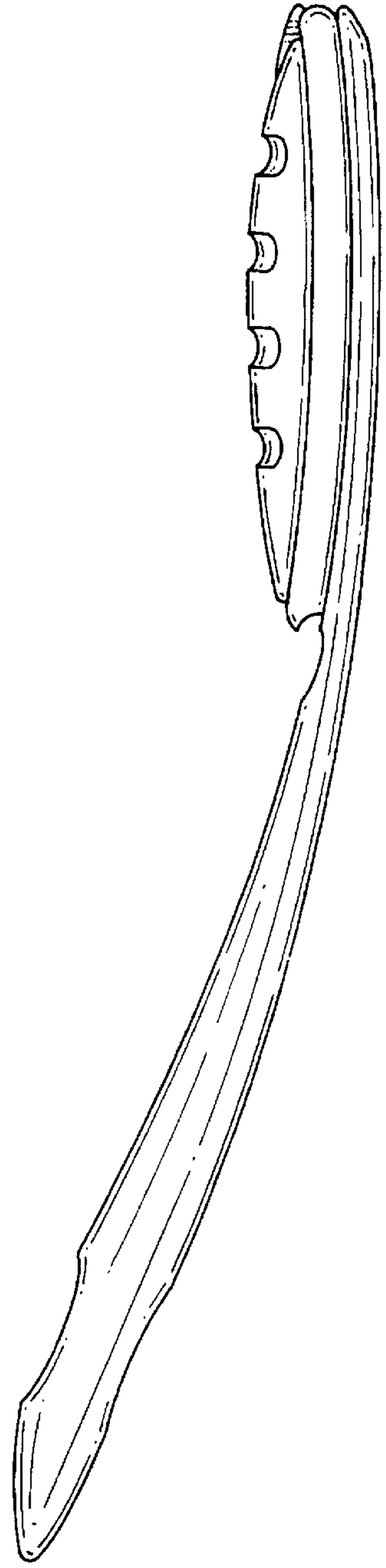


Fig. 3

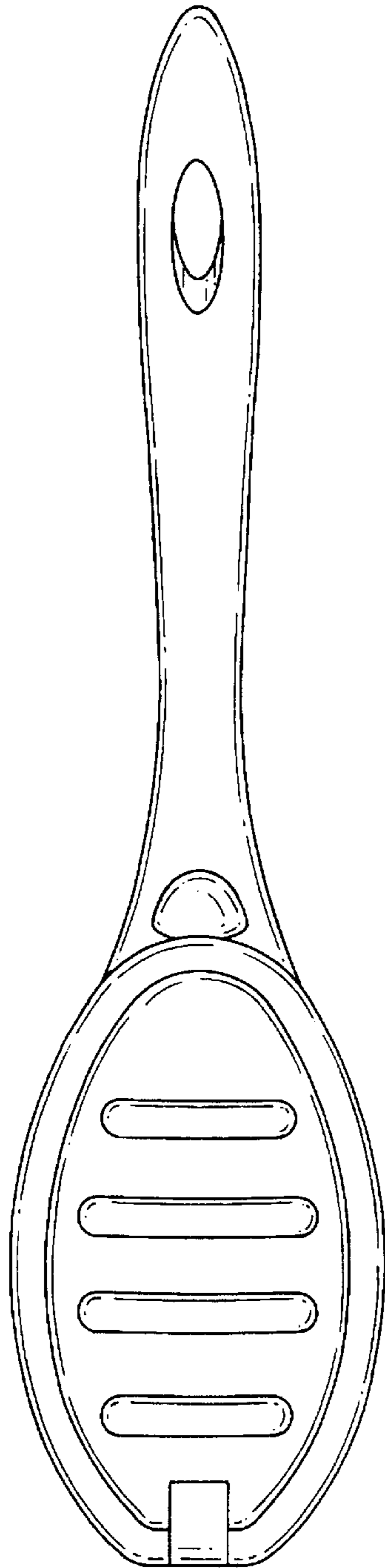


Fig. 4

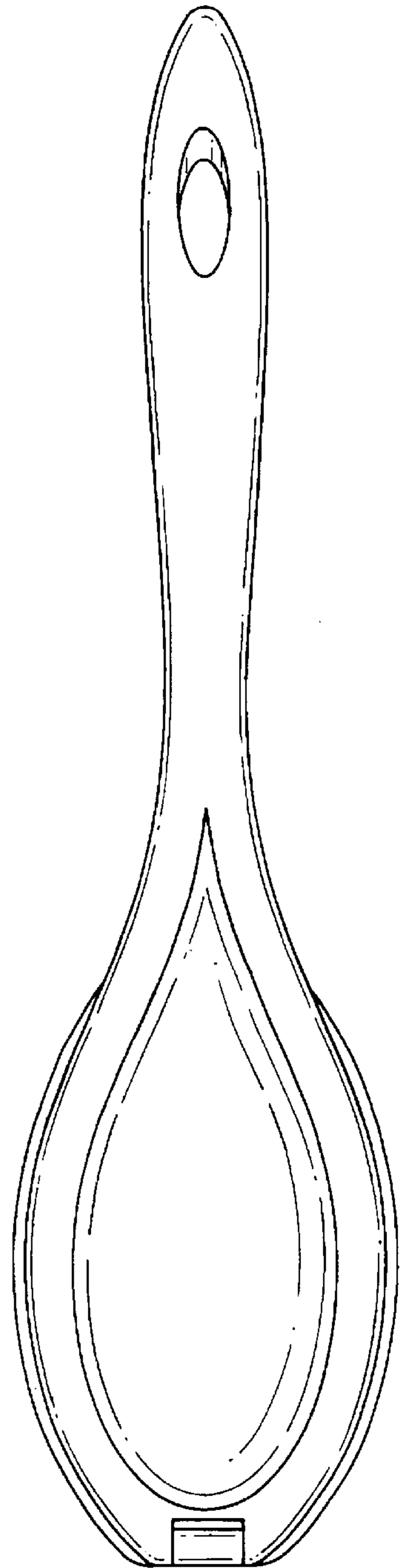


Fig. 6

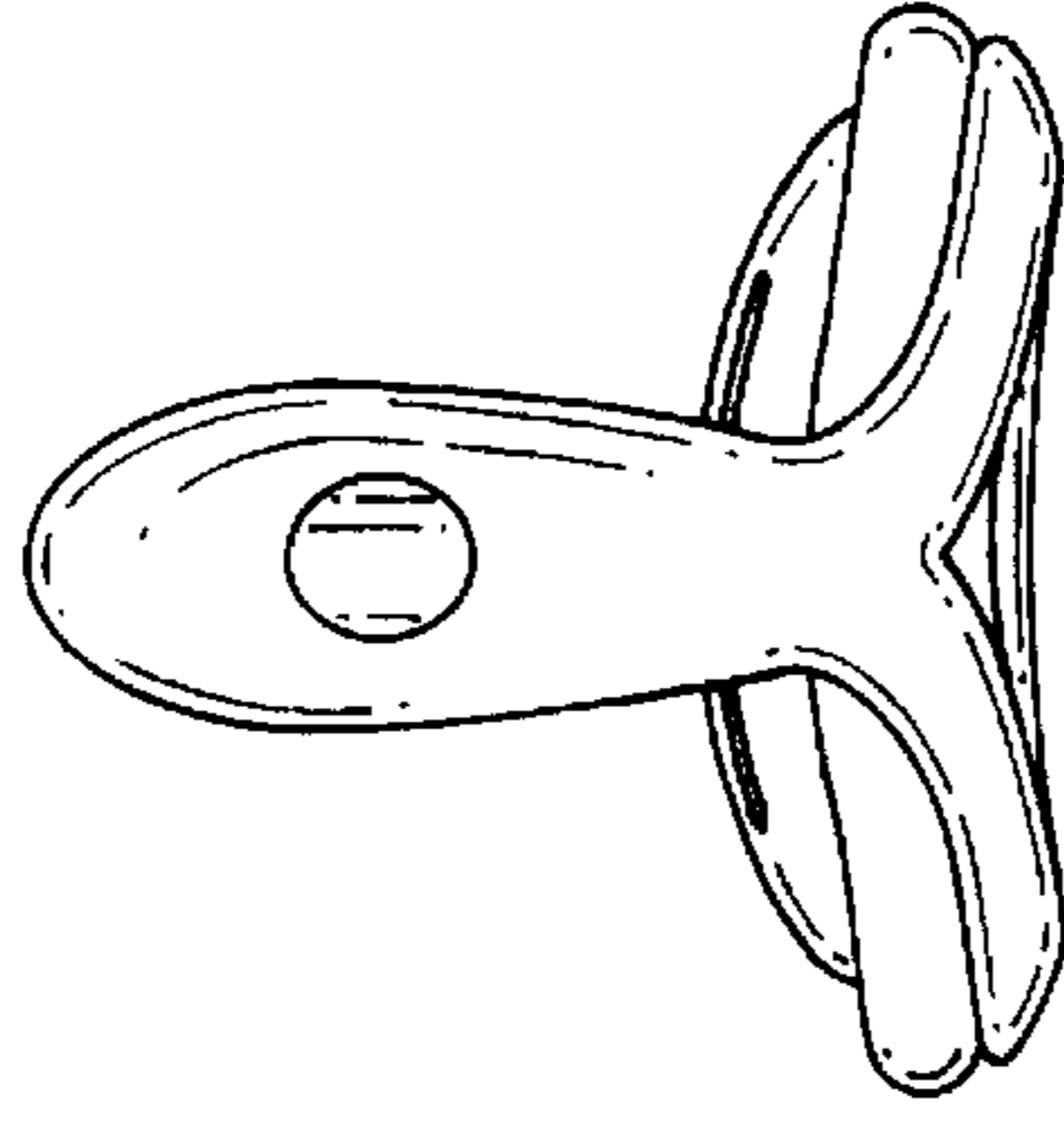


Fig. 5

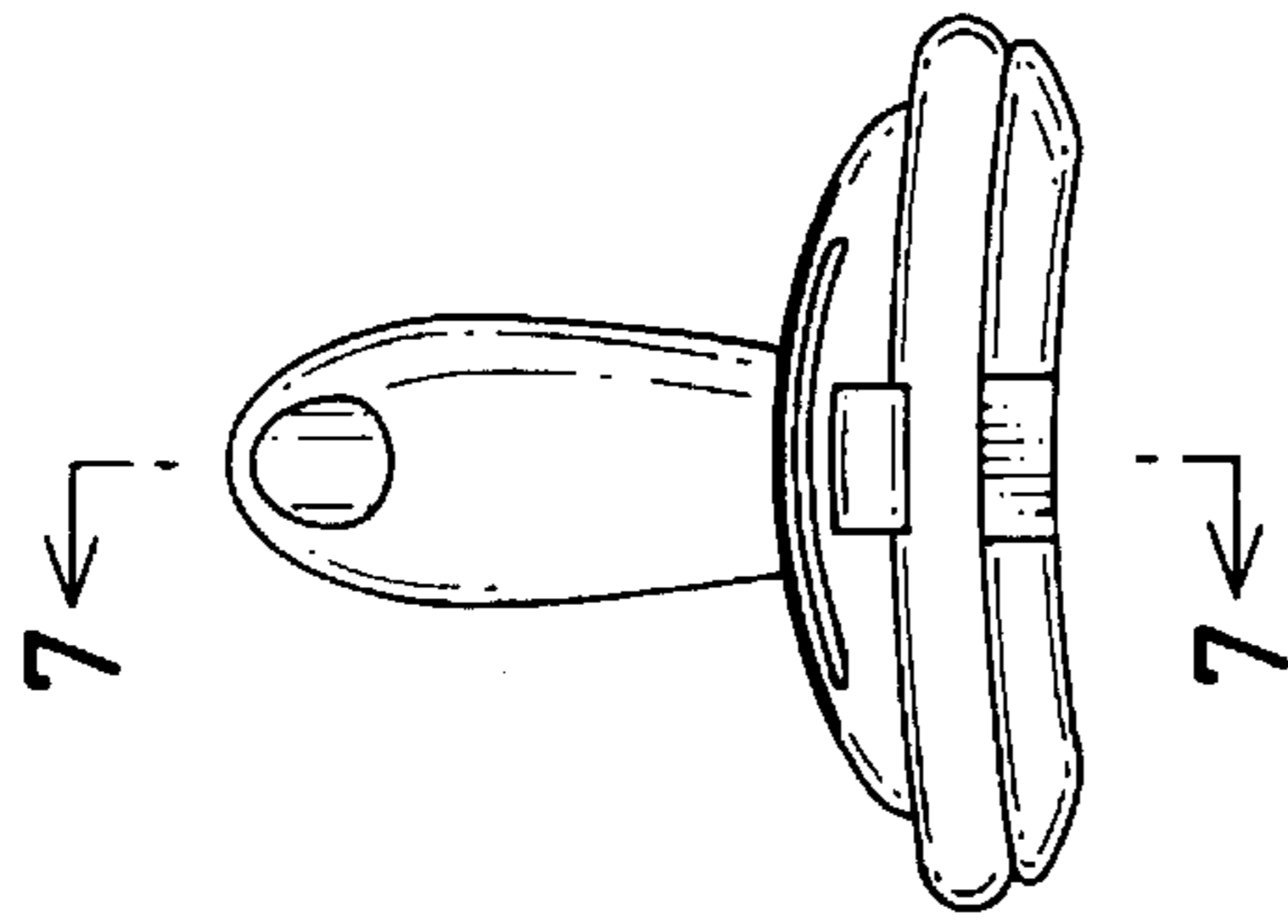


Fig. 7




Fig. 8

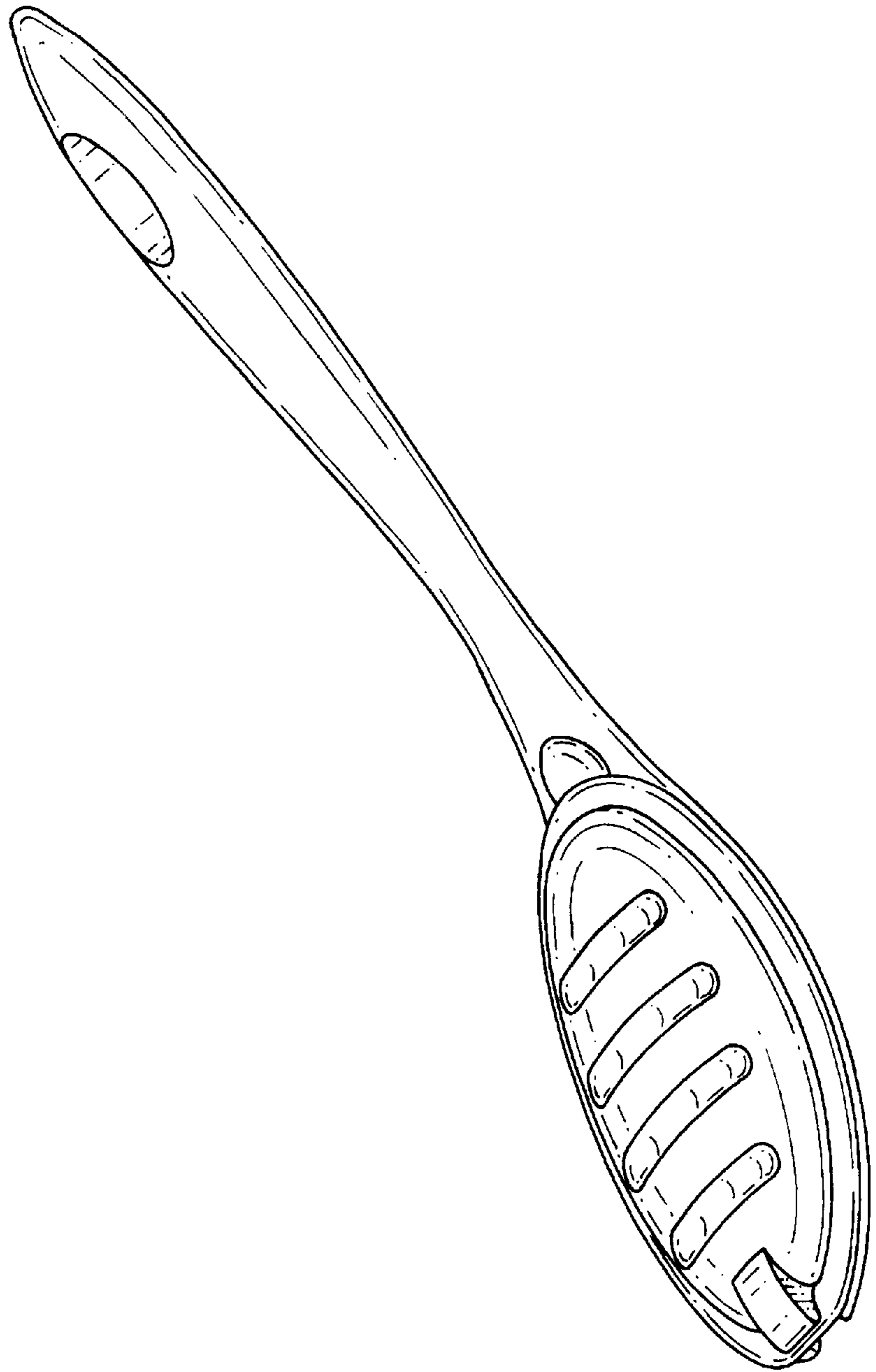


Fig. 9

