



US00D480170S

(12) **United States Design Patent**  
**Humphrey**

(10) **Patent No.:** **US D480,170 S**

(45) **Date of Patent:** **\*\* Sep. 30, 2003**

(54) **TABLETOP POST LANTERN**

(75) **Inventor:** **Neill W. Humphrey**, El Dorado Hills,  
CA (US)

(73) **Assignee:** **TSI Prime**, El Dorado Hills, CA (US)

(\*\*) **Term:** **14 Years**

(21) **Appl. No.:** **29/173,969**

(22) **Filed:** **Jan. 8, 2003**

(51) **LOC (7) Cl.** ..... **26-03**

(52) **U.S. Cl.** ..... **D26/112**

(58) **Field of Search** ..... D26/67, 68, 93,  
D26/104-112; 362/153, 153.1, 410-414,  
431

(56) **References Cited**

**U.S. PATENT DOCUMENTS**

D40,826 S \* 8/1910 Bosworth ..... D26/68

D70,027 S \* 4/1926 Ne Page ..... D26/68

D87,483 S \* 8/1932 Del Purgatorio ..... D26/110

D92,291 S \* 5/1934 Clarke ..... D26/68

D207,272 S \* 3/1967 Seals, Jr. .... D26/68

D208,122 S \* 7/1967 Trott ..... D26/68 X

\* cited by examiner

*Primary Examiner*—Pamela Burgess

*Assistant Examiner*—Linda Brooks

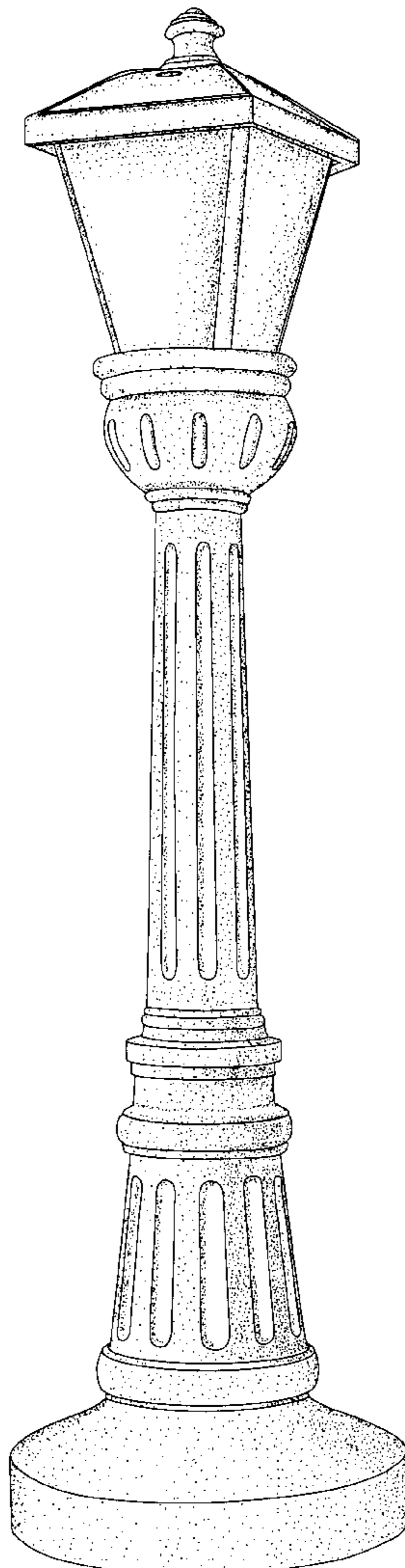
(57) **CLAIM**

The ornamental design for a tabletop post lantern, as shown and described.

**DESCRIPTION**

FIG. 1 is a perspective view thereof;  
FIG. 2 is a front elevational view thereof, the left, right, and back views being a mirror image; and,  
FIG. 3 is a top plan view thereof.

**1 Claim, 3 Drawing Sheets**



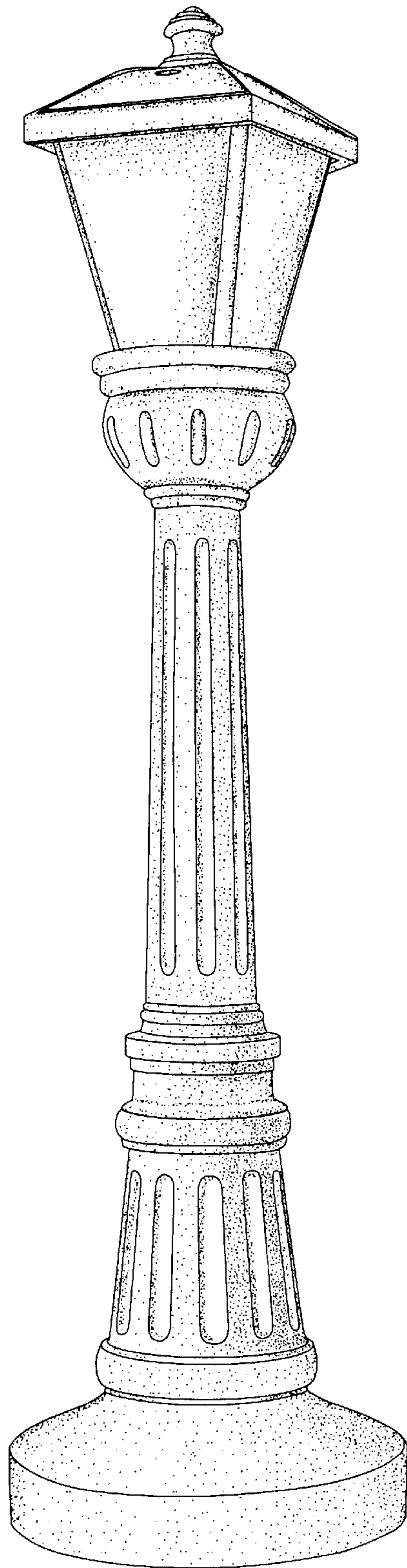


FIG. 1

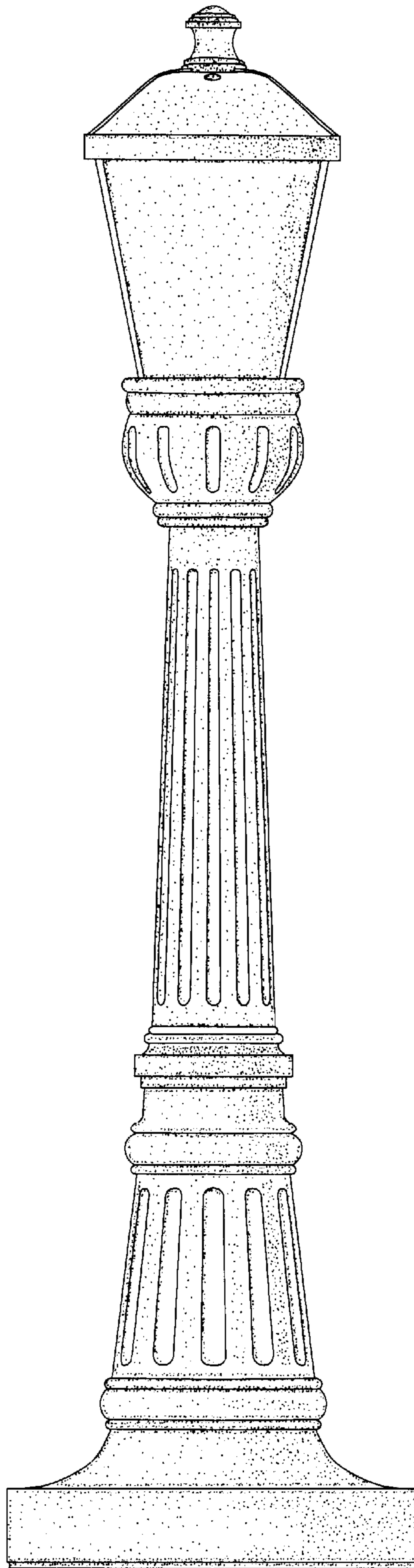


FIG. 2

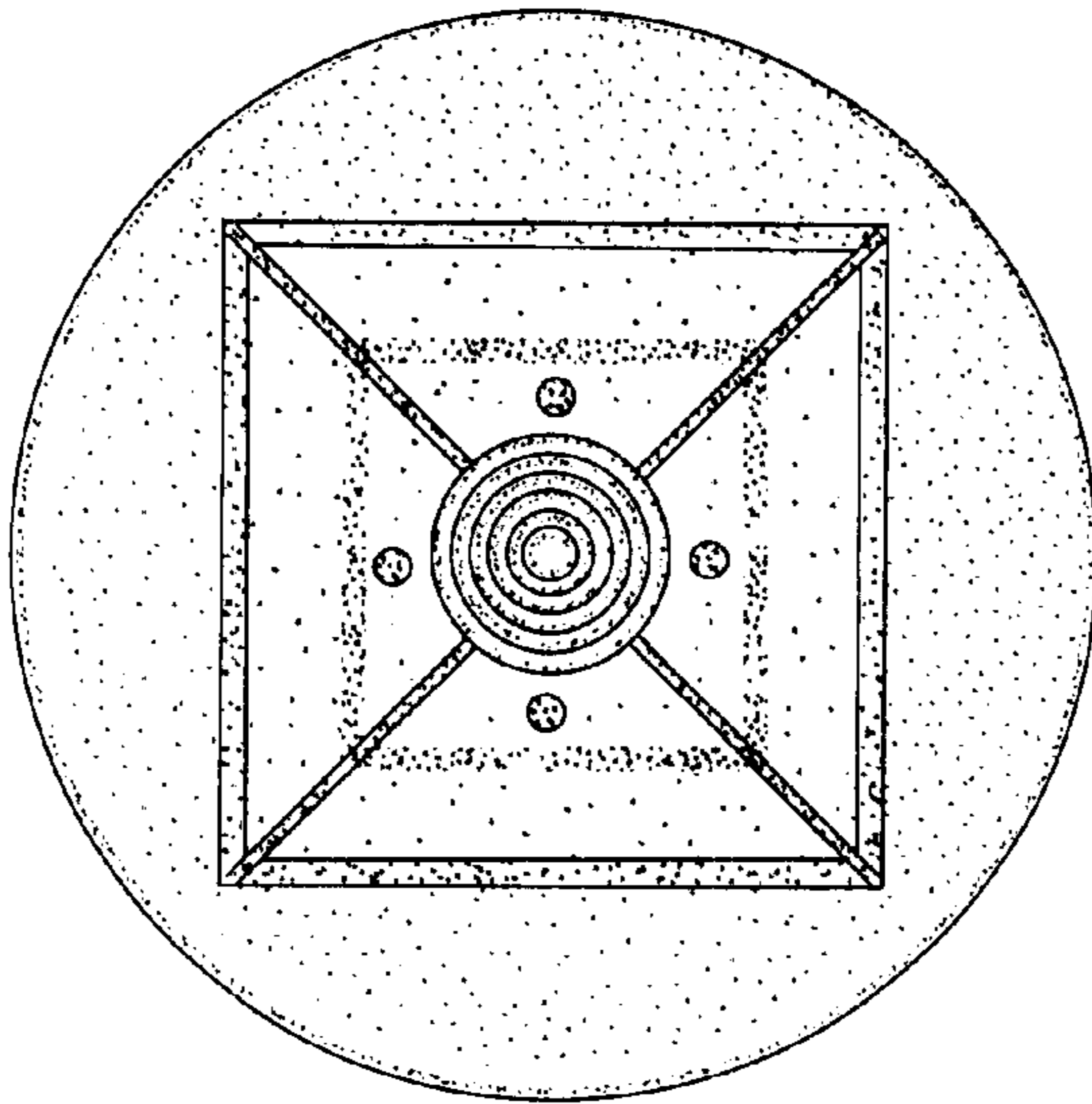


FIG. 3