



US00D480114S

(12) **United States Design Patent**
Grosz

(10) **Patent No.:** **US D480,114 S**

(45) **Date of Patent:** **** Sep. 30, 2003**

(54) **POSTER DISPLAY DEVICE**

(76) **Inventor:** **Samuel Grosz**, 3 Shelbourne Avenue,
Toronto Ontario (CA), M5N 1Y8

(**) **Term:** **14 Years**

(21) **Appl. No.:** **29/162,245**

(22) **Filed:** **Jun. 13, 2002**

Related U.S. Application Data

(62) Division of application No. 29/138,632, filed on Mar. 19, 2001.

(51) **LOC (7) Cl.** **20-02**

(52) **U.S. Cl.** **D20/41**

(58) **Field of Search** D10/109, 114;
D19/96; D20/10, 16, 17, 19, 21, 28, 39,
41, 99; 40/606, 607; 174/45 R

(56) **References Cited**

U.S. PATENT DOCUMENTS

1,085,145	A	1/1914	Massey	
1,164,909	A	12/1915	Auberlin	
1,292,137	A	1/1919	Strout	
D60,887	S	4/1922	Tuttle	
1,443,247	A	1/1923	Wrightman	
D63,118	S	* 10/1923	Costanz	D20/16
D80,462	S	* 2/1930	Parchmann	D20/16
1,956,303	A	4/1934	Watson	
1,971,661	A	8/1934	Sapio	
D124,524	S	1/1941	Benioff	
D164,214	S	8/1951	Wiehe	
4,134,233	A	1/1979	Gutridge et al.	

D277,683	S	*	2/1985	Glassford	D20/17
D308,078	S		5/1990	Dallal et al.		
D360,846	S		8/1995	Kallionpää		
D378,223	S	*	2/1997	Goodwin	D20/41
D379,375	S		5/1997	Bowman		
D392,328	S	*	3/1998	Johansson	D20/41
D441,402	S		5/2001	Chesler		

OTHER PUBLICATIONS

Page from article in Industrial Design Magazine, Oct. 1966.

* cited by examiner

Primary Examiner—Robert M. Spear

(74) *Attorney, Agent, or Firm*—Bereskin & Parr

(57) **CLAIM**

The Ornamental Design for a poster display device, as shown and described.

DESCRIPTION

FIG. 1 is an isometric view from the front and to one side of the new design;

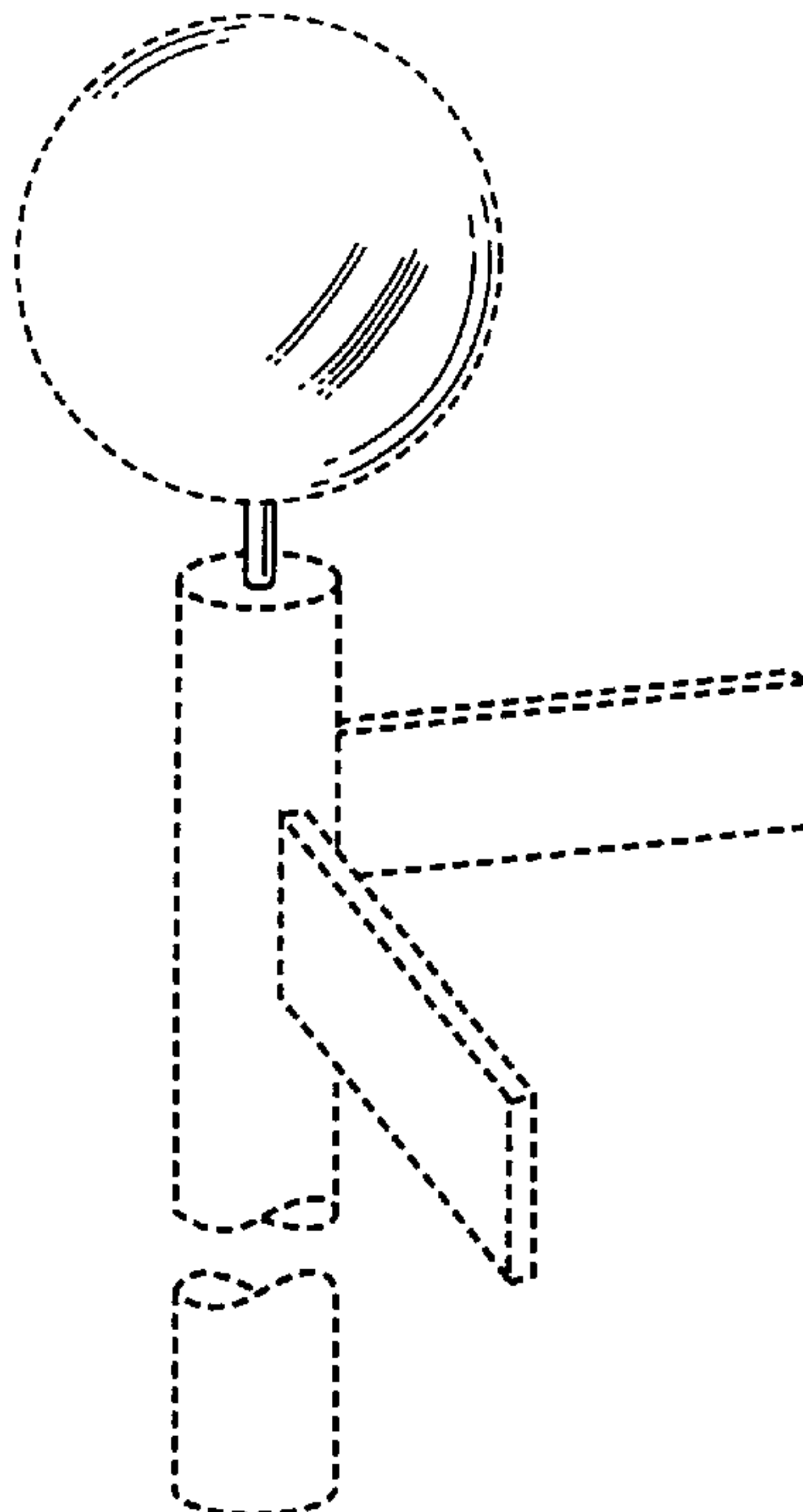
FIG. 2 is a front elevational view thereof;

FIG. 3 is a side elevational view thereof; and,

FIG. 4 is a top plan view thereof.

In the drawings, the broken lines shown encircling the shaded poster display device define the boundary of the claimed design and form no part of the claim; the broken lines below the device depict a municipal sign post and form no part of the claimed design. It is understood that the supporting structure may also be a street sign, traffic sign, traffic light standard, street light standard, utility pole, transit signpost or any other municipal signpost structure.

1 Claim, 2 Drawing Sheets



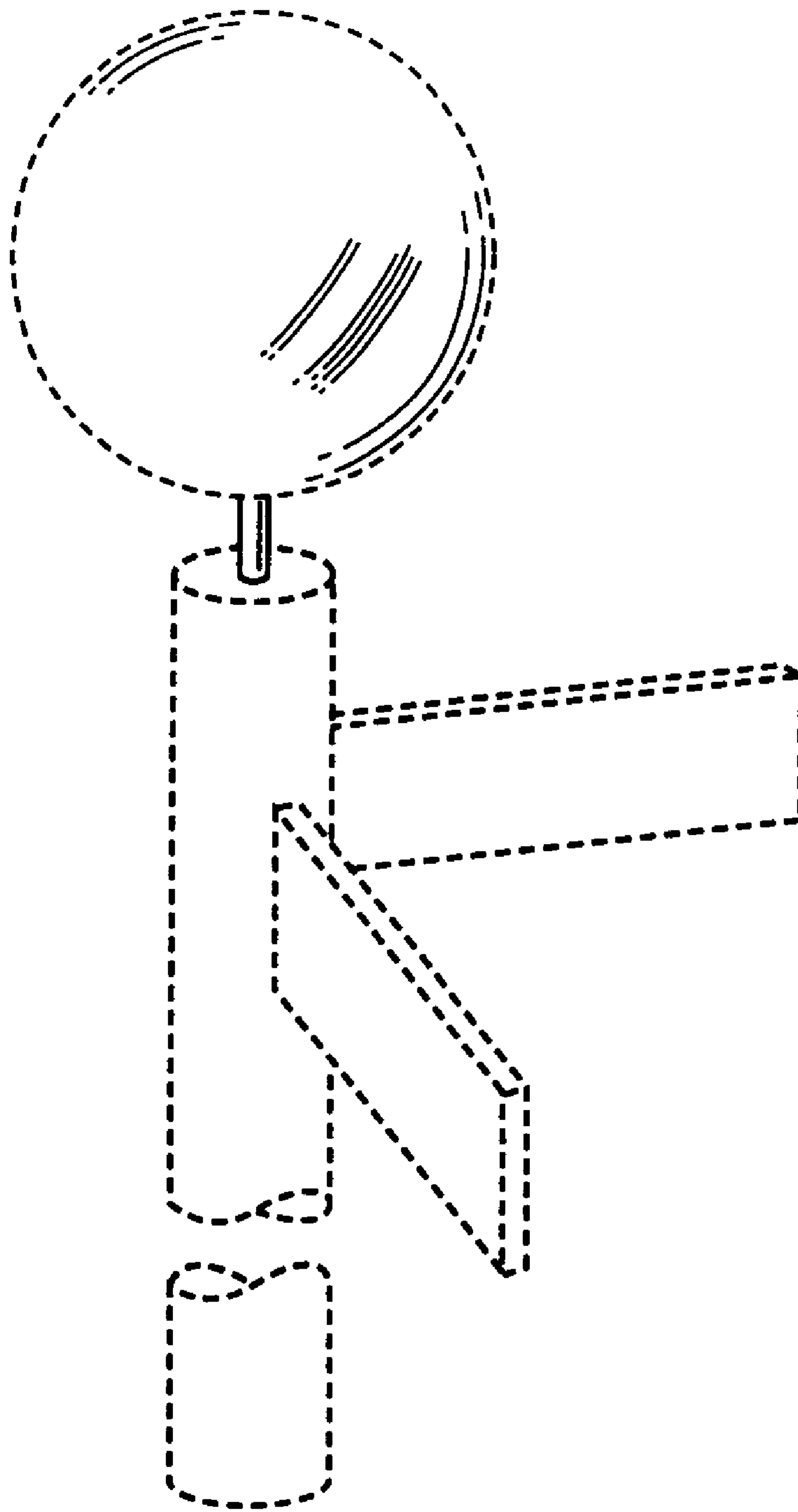


FIG. 1

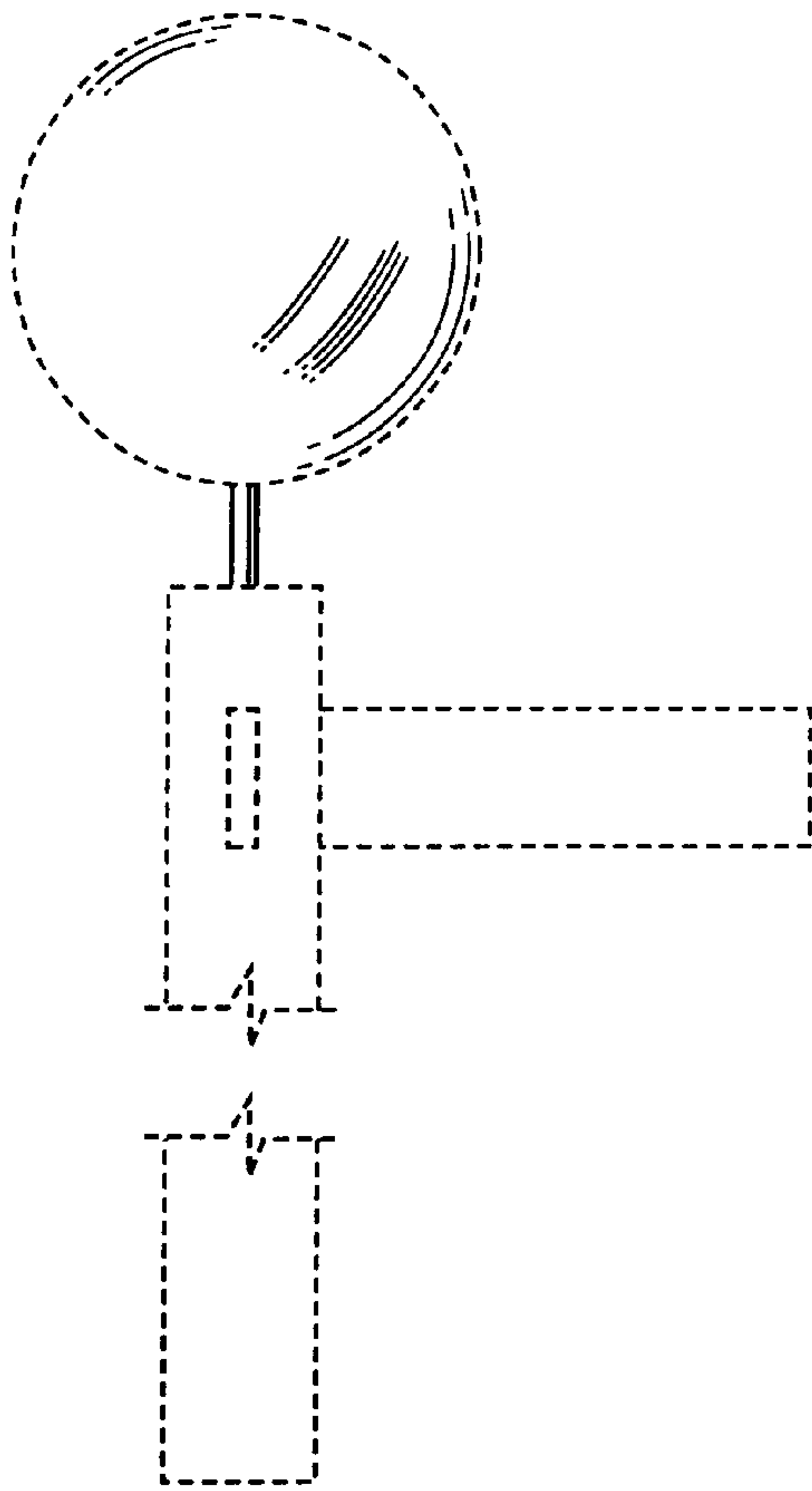


FIG. 2

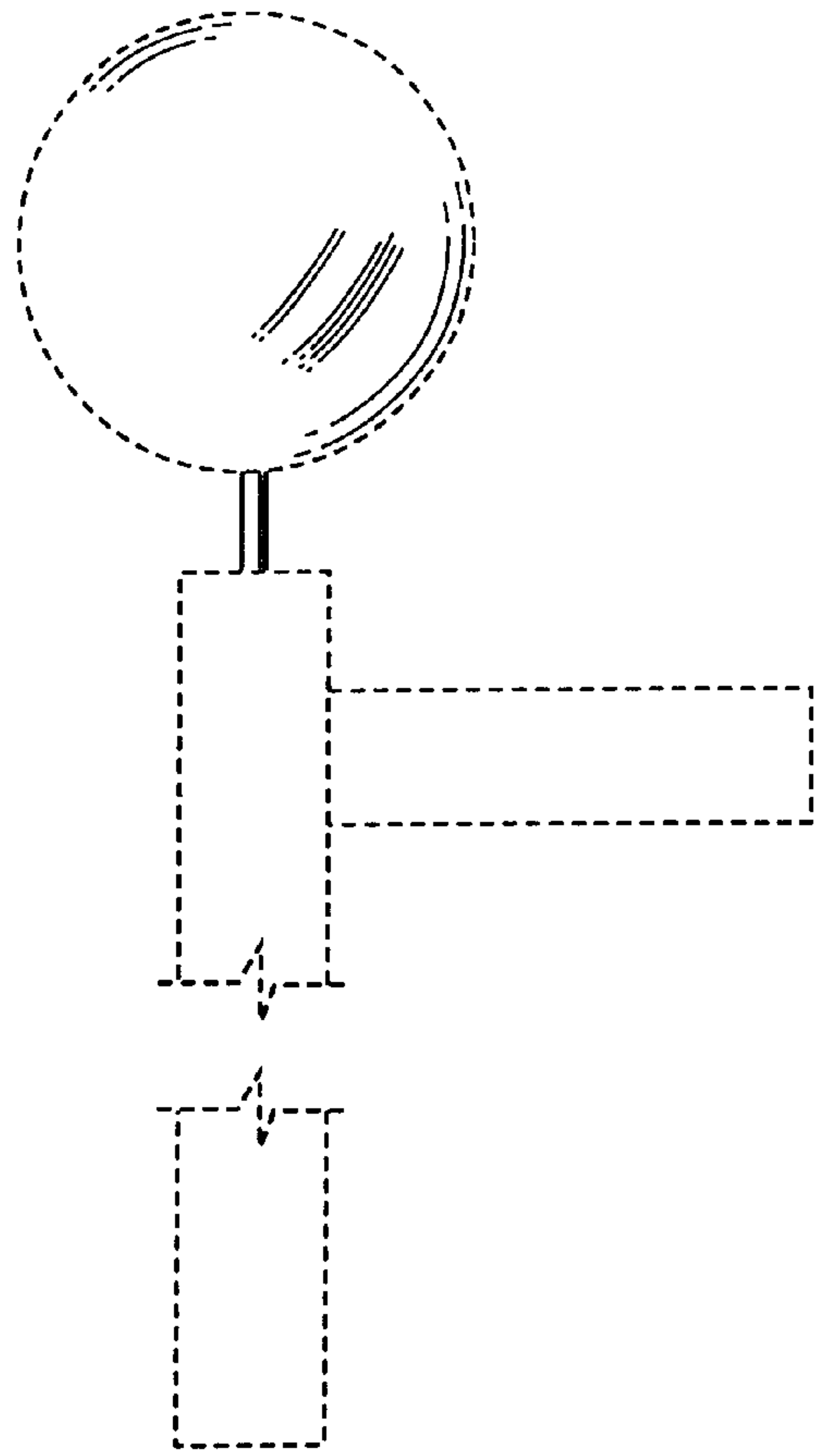


FIG. 3

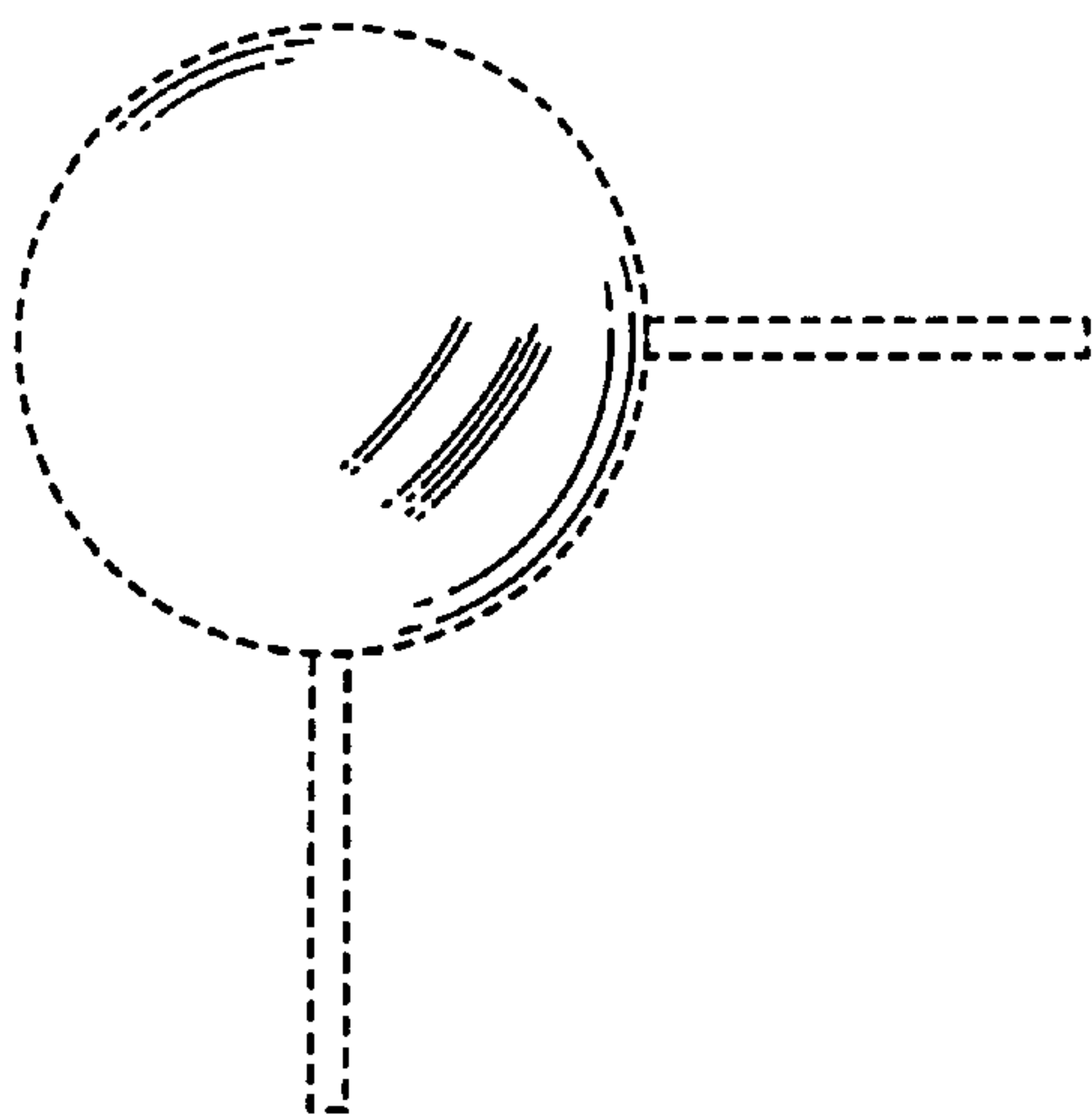


FIG. 4